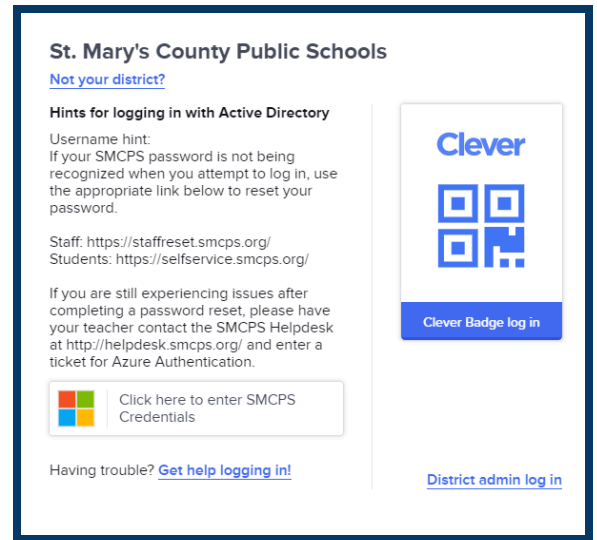


St. Mary's County Accessing Online Learning

In order to access St. Mary's County Schoology, please do the following:

1. Go to **www.clever.com/in/smcps**



The screenshot shows the login page for St. Mary's County Public Schools. At the top, it says "St. Mary's County Public Schools" with a link for "Not your district?". Below that, there are "Hints for logging in with Active Directory". A "Username hint" section explains that if the SMCPs password isn't recognized, users should use a link to reset their password. It provides links for staff (https://staffreset.smcps.org/) and students (https://selfservice.smcps.org/). A note mentions that if issues persist after a password reset, users should contact the SMCPs Helpdesk at http://helpdesk.smcps.org/ and enter a ticket for Azure Authentication. A button labeled "Click here to enter SMCPs Credentials" is visible. On the right, there is a Clever logo and a "Clever Badge log in" button. At the bottom right, there is a "District admin log in" link. A link for "Get help logging in!" is also present.

2. Click the ***Click here to enter the SMCPs Credentials*** button on the www.clever.com/in/smcps page. This will redirect you to a Microsoft authentication page.

Enter in your full SMCPs email.

Student Email Convention

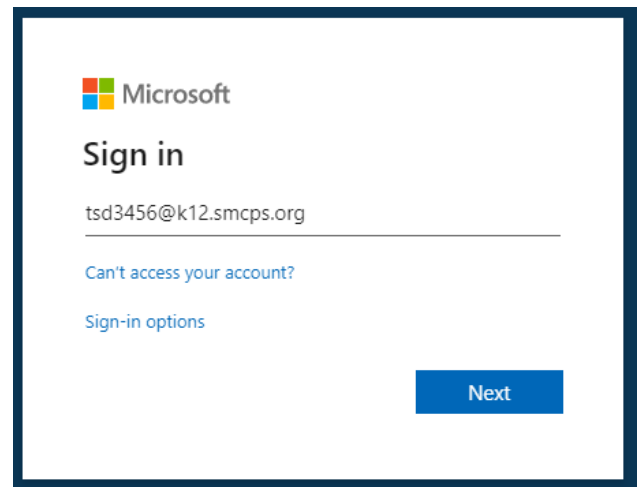
First Initial + Middle Initial + Last Initial + Last 4 Digits of ID
+ @k12.smcps.org

Example Student

Name: **Temari Scott Dade**
Student ID: **123456**

Example Email that would be entered:

tsd3456@k12.smcps.org



The screenshot shows the Microsoft Sign in page. At the top, there is the Microsoft logo. Below it, the text "Sign in" is displayed. The email address "tsd3456@k12.smcps.org" is entered in the input field. Below the input field, there are links for "Can't access your account?" and "Sign-in options". A blue "Next" button is located at the bottom right of the page.

3. Enter in your SMCPs Network Password.

For Students in grades PK - 5 Network password will be their full student ID and the numbers 18.

Example Student

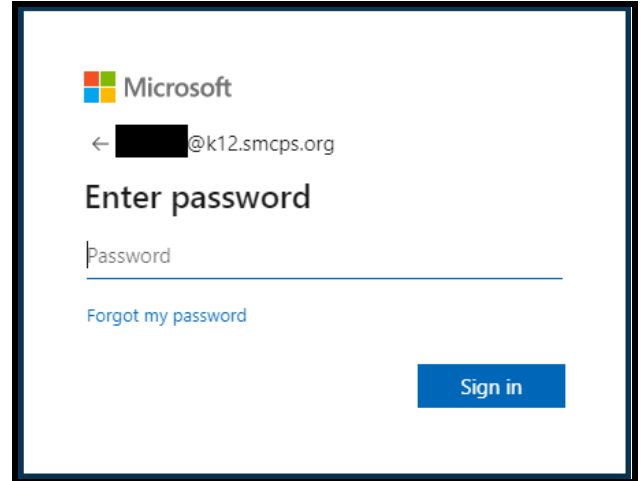
Name: **Temari Scott Dade**
Student ID: **123456**

Example Password that would be entered:
12345618

For all other students and staff your password is the same as the one used to log in to your SMCPs device and Google Account. You can reset your network password at one of the links below:

Student Password Reset Link:
<https://selfservice.smcps.org/>

Any issues logging in after attempting a reset can be resolved by having the teacher enter an SMCPs Helpdesk Ticket.



4. Once you have successfully accessed Clever, simply click on the Schoology Icon under the Distance Learning Resources



LOGIN ASSISTANCE PAGE