

Windom PTO News



June 2022

Dear Windom Families:

Where has the year gone? I seem to remember welcoming all of you to a brand new school year just last week! We have done so much and come so far and summer is upon us but before we know it, we will all be back here in September but this place will look a little different. We will have said goodbye to about 100 5th graders but we will welcome about the same number of new Kindergartners!

If you or someone you know who lives in the Windom zone has a child who will be 5-years-old by December 1st and you have not yet registered, do so now by contacting the District Registrar Office at 209-6825 or by checking out enrollment information on opschools.org

I hope you all find quality time with your family this summer. I also hope that quality time involves good books, math talk, and outdoor fun. Stay safe, stay healthy, and we'll see you in September!

A few quick reminders about the last two weeks at Windom:

June 15th – 5th Grade Moving Up Day

June 16th – Last Day of School

June 24th – Trimester 3 Progress Reports available via [ParentPortal](#)

Thank you for your continued support,

A handwritten signature in blue ink that reads "Phil Johnson".

Phil Johnson
Principal

JUNE 2022

Pg. 1
Principal's
Messages

Pg. 2
Thank you!

Pgs. 3 - 4
Important Dates
and Information

Pg. 5 - 6
Join the PTO

Pgs. 7 - 8
Backpack Safety

To everyone who has helped
us have a successful PTO
year at Windom....

Administration

Teachers

Support Staff

Students

Families

Chairs and Volunteers

**Thank
you**




A Peek Into (Some) 2022-2023 Windom Events:

- Book fair
- Teacher and bus driver appreciation events
- Square 1 Art
- Skate party
- Movie event

If you would like to volunteer at Windom for your child's class, as part of the PTO, or for both, please complete the district required volunteer training found at:

<https://www.opschools.org/Page/201>

or using this QR code.



Tentative PTO Meeting Dates for 2022 - 2023:

We will be hosting a combination of in-person and virtual PTO meetings.

Meetings will take place on the first Thursday of each month.

Please watch for a calendar of dates and activities, and volunteer opportunities beginning in August!

We can't wait to work with our Windom families!

WE need LEGOS! WINDOM IS DESIGNING A




We need your help to create an inviting, creative, thoughtful, and investigative space for the students of Windom Elementary School.

We are currently seeking used, no longer being loved in your home, **LEGOS!** These can be parts and pieces of any kits or packages.

Please send in with your student, any donations you may have. If the donation size is too large for your child to manage, please bring them into the front office.



The students of Windom thank you for your support on this new adventure!



These are not Windom images or students, simply inspiration of what's hopefully to come!

JOIN the
WE PTO

Welcome Windom Families!

Our PTO subscribes to **Membership Toolkit** for our family and faculty directories, online store, volunteer signups and email communications. It's secure, easy to use, and free to families. (All Orchard Park schools participate in this service.)

Visit windompto.membershiptoolkit.com and click the **Register/Login** button in the center of the page. As a New User, click the "Create Account" button and follow the instructions. You will be asked to verify your email – *please do so in a timely manner as the link expires after 2 hours*. Follow the prompts to setup your account.

Questions? Please contact Jen Spoto at spotoje@gmail.com.

Membership form
on the next page!

Install the Free app!

After you get your login information, download the app by searching for *Membership Toolkit* in the iTunes App Store or Google Play.



CO-PRESIDENTS

Mel Chandler, 560-1914, mel.chandler@live.com
Brooke Smith, 807-4914, Brookeandkevinsmith@yahoo.com

TREASURER

Joanne Juliano, 262-4498, julianoconsulting@gmail.com

SECRETARY

Lindsay Wright, 830-4030, lindsayj_wright@hotmail.com



Find us on Facebook:
Windom PTO

Windom Elementary PTO Membership Form 2021-2022



PLEASE SHARE OUR COMMITMENT TO WINDOM STUDENTS!

YOUR MEMBERSHIP HELPS FINANCE PTO EVENTS AND MATERIALS FOR YOUR CHILDREN.

The PTO facilitates and coordinates financial support for student activities, academic programs, and resources. This school year our Windom community is facing many changes and challenges and we continue to support our teachers and students in a variety of ways, e.g. emergency bags, educational equipment, and support outdoor learning spaces such as tents for shade.

REGISTER TODAY FOR THE MEMBERSHIP TOOLKIT ONLINE DIRECTORY!

Visit windompto.membershiptoolkit.com and click the **Register/Login** button in the center of the page. Follow the prompts to create your account and add/edit your profile. You can choose what is viewable to other PTO members. For more info, please see the Membership Toolkit document included in the 2020-21 Welcome Back Packet.

Parent/Guardian Name(s)	
Family new to Windom? (circle one)	YES NO
Primary Contact Phone	
Primary Email Address (please print)	
Name of Youngest Child at Windom	

☐ **Yes, I want to receive e-mail blasts from Windom PTO**

We encourage you to check yes to this box, so you receive reminders about school events and activities.

☐ No thank you, I do not want any emails.

Parent Signature

By signing, I understand that it is my responsibility to add/update my information and permissions in the online directory. I understand that if I was in the directory last year my information and permissions will remain the same until I change them. I understand that my signature authorizes the PTO to send email updates if I checked yes to the box on this form.

Please return this completed form to school with your family membership donation, in an envelope marked "Windom PTO Membership."

- Contributions over \$5.00 gratefully accepted!
- Acceptable forms of payment are cash or check.
- Checks made payable to Windom Elementary PTO.

☐ \$5.00 ☐ Other \$ _____

Membership Drive Ends 9/30/2021

For PTO Use Only:

Processed By: _____ Date: _____ Check No.: _____



Teach your children how to safely use their backpacks

- ✓ In a study, researchers concluded that 55% out of 345 middle school students carried a backpack that was greater than 15% of their body weight. (Goodgold et al)
- ✓ In another study on the effect of backpack education on student behavior and health, nearly 8 out of 10 middle school students who changed how they loaded and wore their backpacks reported less pain and strain in their backs, necks, and shoulders. (Feingold and Jacobs)



For further information:

Visit:

<http://www.aota.org/Conference-Events/Backpack-Safety-Awareness-Day>

<https://kidshealth.org/en/parents/backpack.html>

References:


- <http://www.aota.org>
- <http://www.kidshealth.org>
- Goodgold S, Corcoran M, Gamache D, et al. Backpack Use in Children. *Pediatr Phys Ther.* 2002;14:122-131.
- Feingold A and Jacobs K. The effect of education on backpack wearing and posture in a middle school population. *Work.* 2002;18(3):287-294.
- Chullino M. Children and Backpack Safety. National Safety Council – Nebraska Nurses Association. 2013.



BACKPACK SAFETY BASICS



*Orchard Park Central
School District*

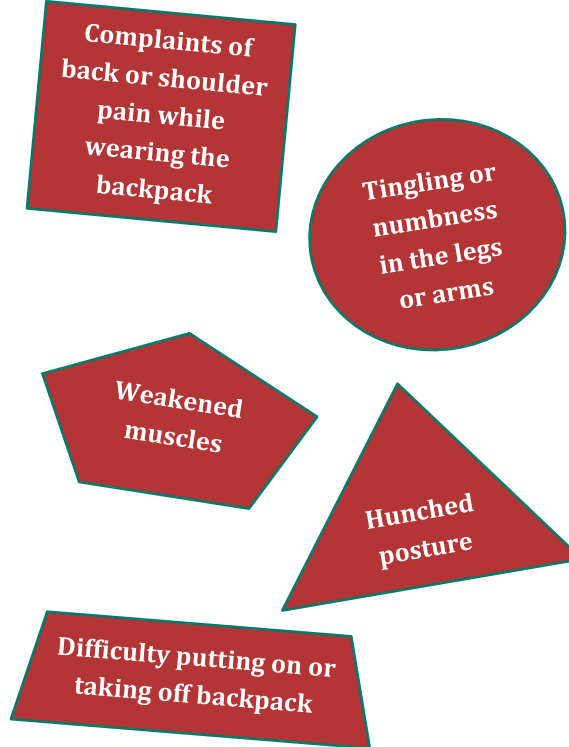


Proper Fitting:

- ✚ Utilize two wide, padded straps.
- ✚ The bottom of the backpack should rest no lower than two inches below the child's waistline.
- ✚ The top of the backpack should not extend past the top of the shoulders.
- ✚ The width of the backpack should range from ridge of shoulder blade to ridge of other shoulder blade.
- ✚ Utilize a backpack made of durable but lightweight materials.



Warning Signs/Red Flags:



According to the U.S. Consumer Product Safety Commission, in 2010 nearly 28,000 strains, sprains, dislocations, and fractures from backpacks were treated in hospital ERs, physicians' offices, and clinics.

Helpful Tips:

1. Your child's backpack should weigh no more than 12% of his or her body weight at any time. For example, an 80-pound child should be limited to carrying a backpack that is 10 pounds or less.
2. Ensure a symmetrical load over both shoulders, NOT using only one strap.
3. Tighten the shoulder straps to keep the backpack close to the child and at the height of the waistline.
4. Load the heaviest items closest to the child.
5. Have the child carry the heaviest book in his or her hands, as needed.
6. Utilize the waist belt and sternum strap, if possible.
7. Use various compartments and load supplies evenly throughout to distribute load.
8. Monitor what your child brings to and from school to ensure necessity and reduce the load.
9. Encourage more frequent locker use.