

SYOSSET CENTRAL SCHOOL DISTRICT

DISTRICT EMERGENCY INFORMATION GUIDE

DISTRICT SAFETY TERMS & PROCEDURES

The Syosset Central School District prioritizes safety for students, staff, and visitors. We collaborate closely with local law enforcement, Fire, EMS, and the Nassau County Office of Emergency Management to ensure our schools are well-prepared for any situation. Parents will be informed of regular drills throughout the school year, which help prepare students and staff in the case of an emergency. Annually, we review and update our Emergency Plan, and make the District-Wide School Safety Plan available on our website. In case of an emergency, it's crucial to understand District protocols. This guide provides essential information and terminology for emergency situations.

When and why would the District issue an emergency protocol?

A school emergency can arise from various situations, including environmental events like chemical spills or gas leaks, medical emergencies requiring emergency personnel, police activity near the school, or the presence of an intruder. The specific nature of the emergency determines which protocols District officials will enact to ensure the safety and well-being of students and staff. These protocols may include lockout, lockdown, hold-in-place, shelter-in-place, evacuation, or a combination thereof.

EMERGENCY PROTOCOLS




LOCKOUT

A lockout secures the building perimeter, recovers all students from outside the building if necessary, and locks all exterior doors. No visitors will be admitted to the building, and no one will be permitted to leave the building. The normal instructional day continues inside the buildings. Students will not be released during a lockout. (*Terminology may change to "secure lockout" in 2025*).




LOCKDOWN

A lockdown takes place if a threat is identified inside a school. Students are kept in rooms or areas that are secure and locked. No entry into or exit from the school will be allowed until an "all-clear" directive is given by emergency responders. Students will not be released during a lockdown.




EVACUATION

In the event of certain building emergencies, students may be relocated to a pre-determined, safe location outside the building. Upon notification by the District, students will be released to authorized adults through a formalized process.



HOLD-IN-PLACE

A Hold-in-Place may be issued during a non-threatening event such as a medical emergency or maintenance issue. Hallways are cleared, students are kept in classrooms and instruction continues.



SHELTER-IN-PLACE

A Shelter-in-Place may be issued when it is safer to remain inside the building due to exterior hazards such as severe weather. Students are kept in a safe space inside the building until the situation has been resolved.

During an emergency, do not come to the building as this could hinder first responders.




What to expect during an emergency

In the event of an emergency situation, please be assured that the District has an emergency management plan in place and that District, school, and first responders will act accordingly.

The District is committed to providing factual and timely information in the event of an emergency and uses email, phone and text to communicate directly with parents and guardians. Please monitor your phones and email regularly.

Updates may also be posted to the District website (syossetschools.org) and social media pages (*Instagram: @SyoStrong/Facebook: Syosset Central School District*).



Reunification Process

In the unlikely event that you will need to pick up your child/children, parents and guardians will be directed by the District via phone, email, and/or text to their child's specific location.

Students will only be released to a parent/guardian or other adults listed as emergency contacts. Photo identification will be required. The individual picking up the student will be asked to complete a Student Release Form (available on-site). This procedure is designed for your student's protection.

Please be aware that reunification can be time-consuming.



What to do After an Emergency

It is important to remain calm as children are greatly influenced by their family's sense of well-being. Provide reassurance that your child is safe. Families need to be compassionate listeners when their children speak of the crisis. Listen to and acknowledge your child's concerns.

Please seek help from the school, District, or other mental health professionals if you/your child have any concerns.

How You Can Help

- ✓ Make sure your child's emergency contact information is up-to-date and accurate. Review with your child any alternative arrangements you have made in case an emergency prevents you from being home or picking up your child.
- ✓ If your child requires medication, please be sure it is supplied to the school nurse.
- ✓ During an emergency, please do not come to the school. Emergency personnel responding to the situation need the area to be clear to do their job effectively and efficiently.
- ✓ Please do not call the schools. In a crisis situation, school phone lines must remain open.