

# JOHNSON COUNTY HIGH SCHOOL

## STATE OF THE SCHOOL

FY25 (FY24 DATA)



# LEADERSHIP

- **REID BETHEA, ED.S., PRINCIPAL**
- **JOHN BUXTON, ED.S., ASSISTANT PRINCIPAL**
- **DEXTER MACK, ED.S., ASSISTANT PRINCIPAL**
- **NICHOLE SHEPARD, COUNSELOR**



# DEMOGRAPHICS

| <u>Hispanic</u> | <u>American Indian</u> | <u>Asian</u> | <u>African American</u> | <u>Pacific Islander</u> | <u>White</u>  | <u>Multi-Racial</u> | <u>Total</u>  |
|-----------------|------------------------|--------------|-------------------------|-------------------------|---------------|---------------------|---------------|
| <b>M: 5</b>     | <b>M: -</b>            | <b>M: -</b>  | <b>M: 60</b>            | <b>M: -</b>             | <b>M: 78</b>  | <b>M: 4</b>         | <b>M: 147</b> |
| <b>F: 6</b>     | <b>F: -</b>            | <b>F: -</b>  | <b>F: 63</b>            | <b>F: -</b>             | <b>F: 72</b>  | <b>F: 6</b>         | <b>F: 147</b> |
| <b>T: 11</b>    | <b>T: -</b>            | <b>T: -</b>  | <b>T: 123</b>           | <b>T: -</b>             | <b>T: 150</b> | <b>T: 10</b>        | <b>T: 294</b> |



# DEMOGRAPHICS (CONT.)

| <u>Grade Level</u> | <u>Total Enrollment</u> | <u>Free/Reduced Student Totals</u> |
|--------------------|-------------------------|------------------------------------|
| <b>9 - 12</b>      | <b>294</b>              | <b>172</b>                         |



# SCHOOL IMPROVEMENT GOALS

**By the end of 2025, the number of students who effectively apply the knowledge, attitudes, and skills necessary to understand and improve Social-Emotional Learning (SEL) will increase by 3% each year as measured by Imagine Purpose data.**

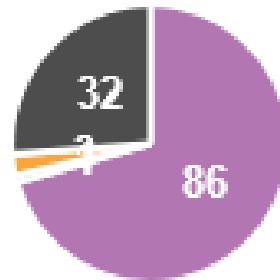
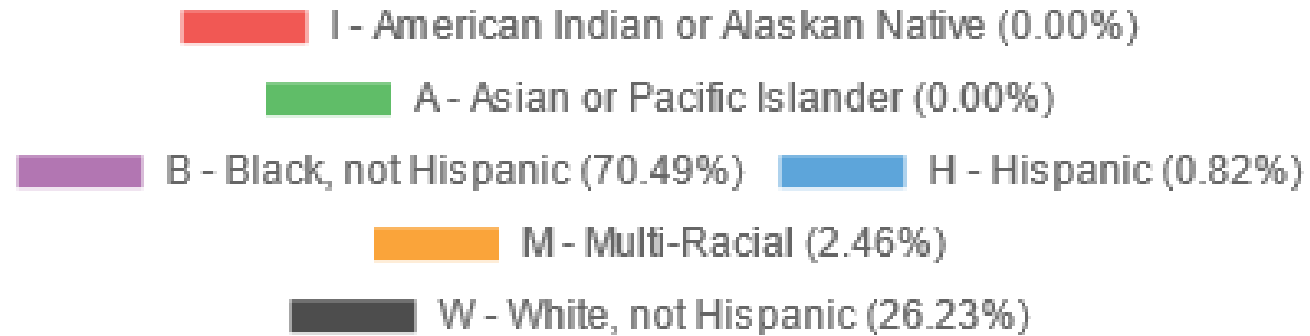
**By the end of 2025, there will be a 3% yearly increase of high school students performing at or above proficient as measured by MAP data.**

**By the end of 2025, student achievement data will increase by 3% each year as measured by Milestone data in all content areas.**



# REFERRALS BY RACE (FY24)

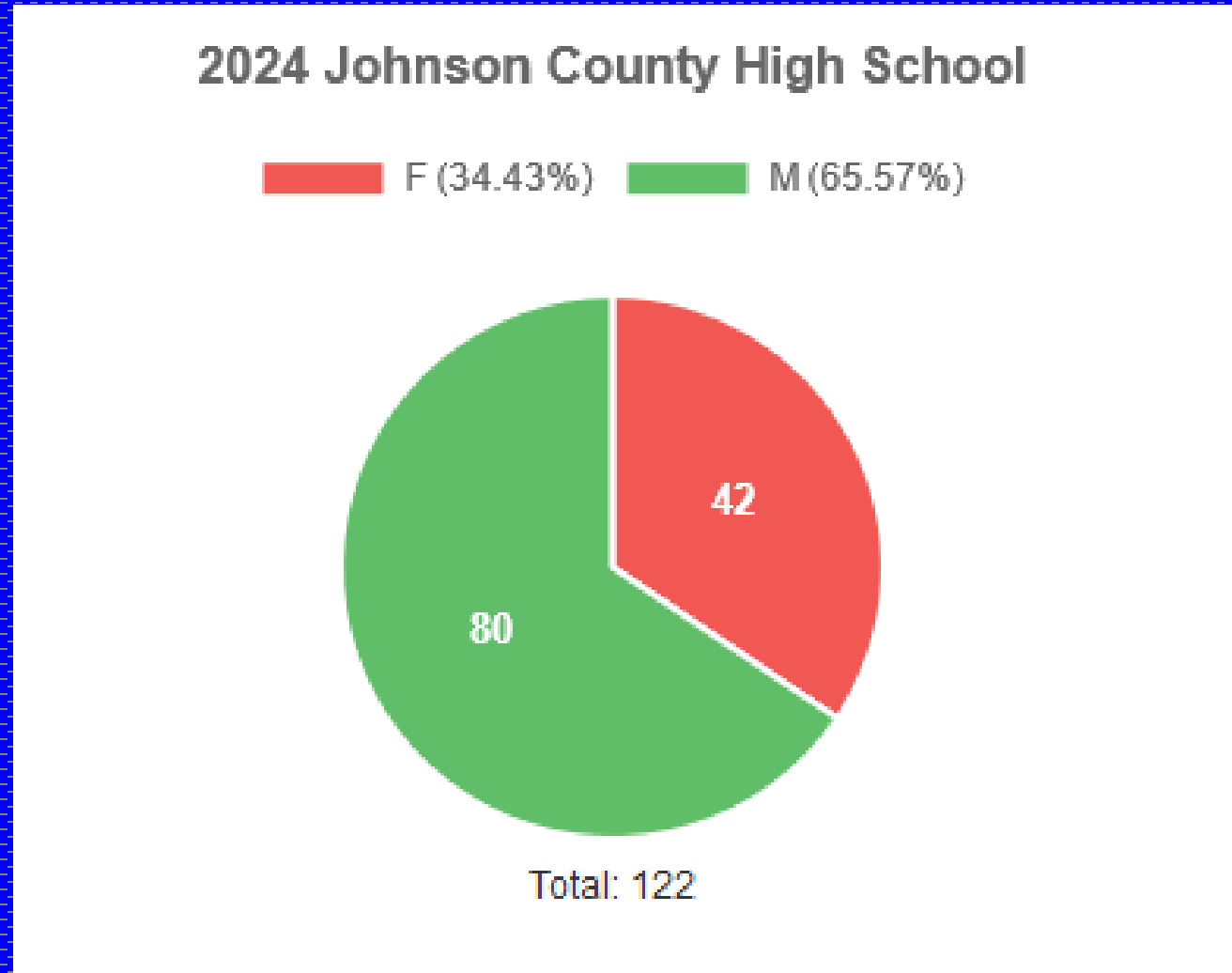
## 2024 Johnson County High School



Total: 122



# REFERRALS BY GENDER (FY24)



# 4 YEAR COHORT GRADUATION RATE

**2024 – 85.9**

**2023 - 91.6**

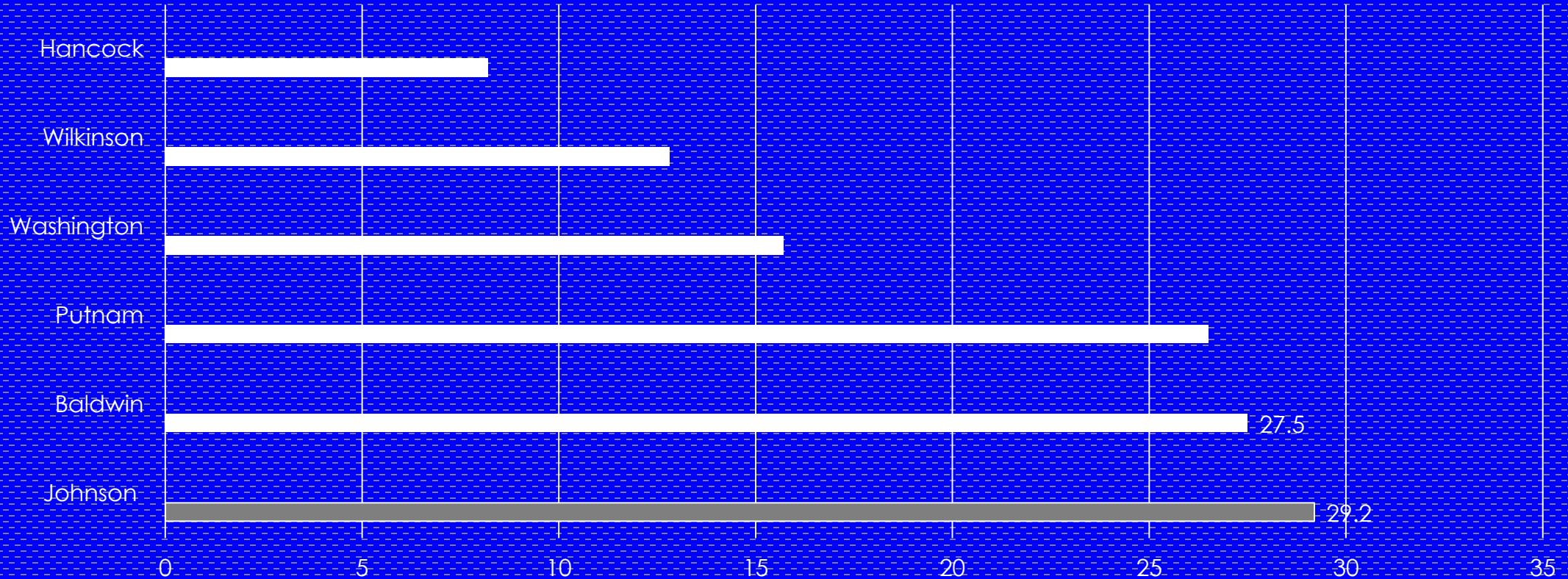
**2022 - 85.1**

**2019 - 90.2**

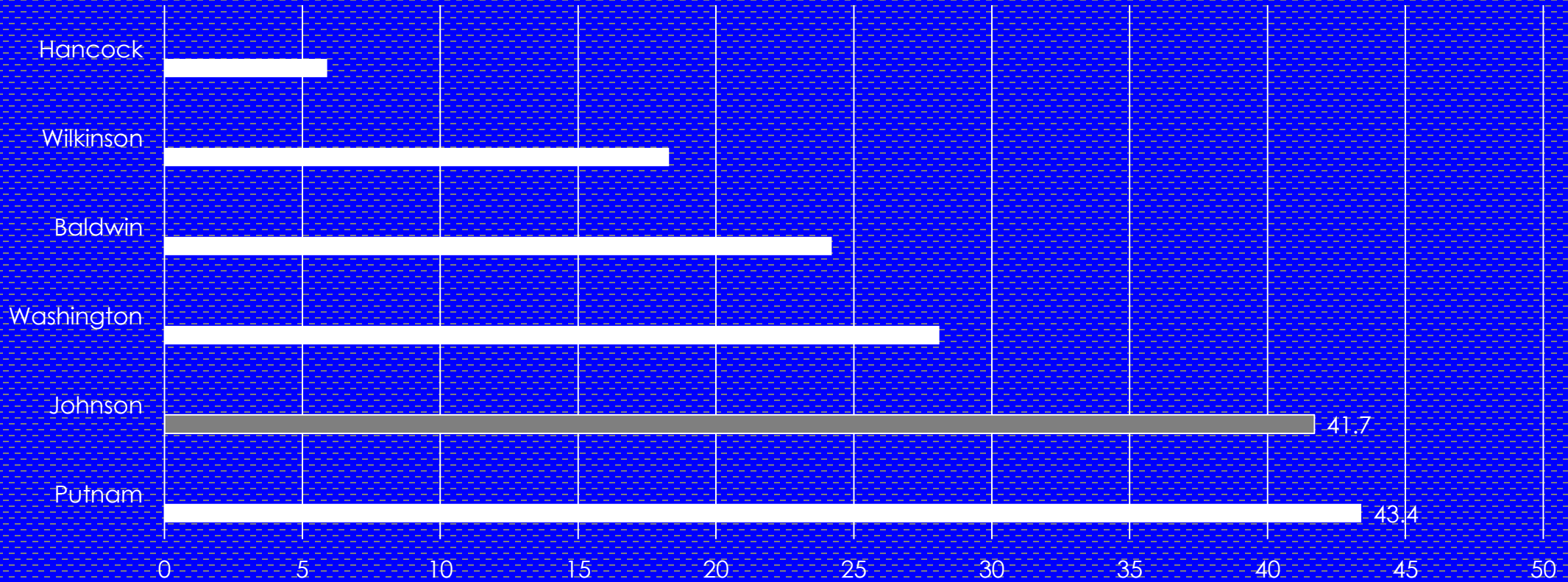




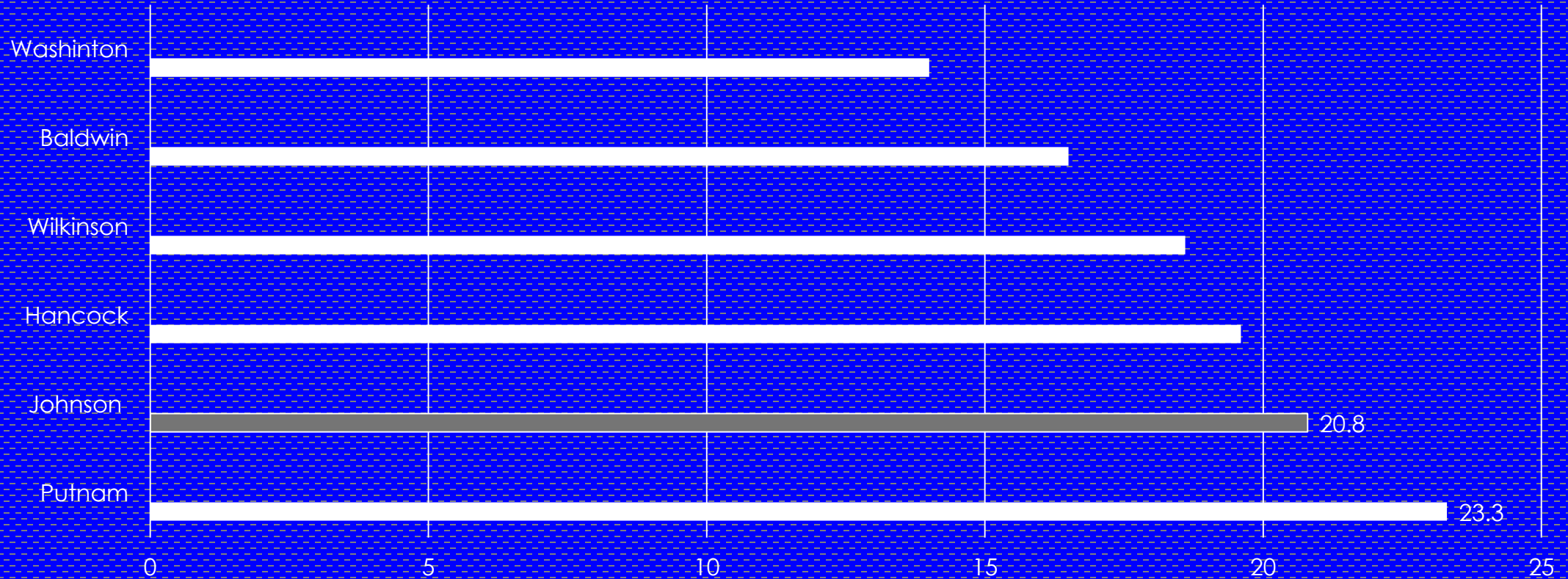
# AMERICAN LITERATURE



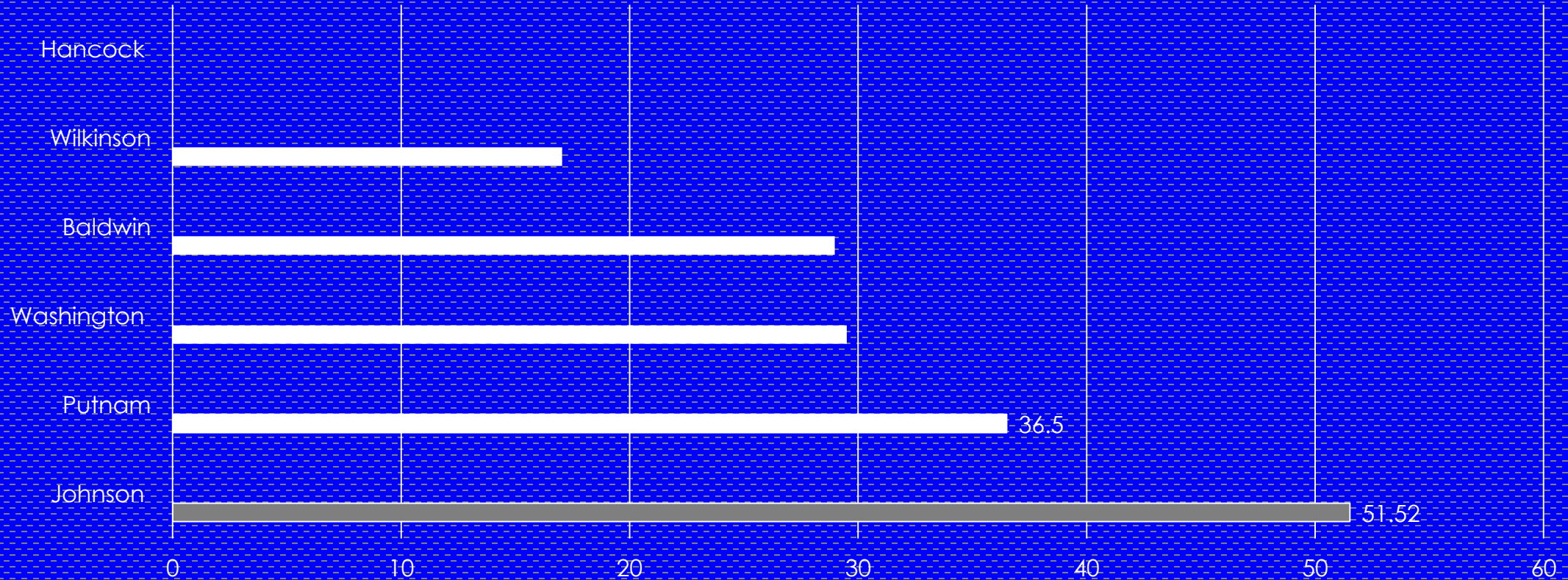
# BIOLOGY



# US HISTORY



# ALGEBRA



# NEXT STEPS...

- DISTRICT NON-NEGOTIABLES
  - DATA BASED DECISION MAKING
  - WHOLE CHILD SUPPORTS
- RUBRICS/SELF-MONITORING
- RAMP UP TEACHER INCENTIVES
- CONSISTENT DI WITH CRITERIA

