



Athletics

2024-2025



CFISD Athletics Vision



Relentless Pursuit of:

Academic Excellence

Athletic Excellence

Community Service

Incremental Improvement

Every coach has a role in the
process.



2024-25 Targets for Growth

Academic Improvement

- Each program on campus improve their cumulative performance by 1% from 2023-24 while growing participation in their program
- Increase in number of student-athletes being recognized as Academic All-District
 - Academic All-District: **3,179** (2022-23: 3,147)
 - Academic All-State: **725 (Avg. 60 per campus)**



Recent Accomplishments

Academic Excellence

- Decreased failure rate from:
7.96% (22-23) to **6.57% (23-24)**
- Increased AB honor roll rate from
48.67% (22-23) to **49.64% (23-24)**



 3RD MARKING PERIOD HONOR ROLL GIRLS SOCCER	
MIYA ORTEGA**	CAYLA GRIMALDO
OLIVIA MONTOYA**	ELIZABETH IDOWU
KAYLAH ANTONIO**	VALERIE RODRIGUEZ
RENATA ACEVES	MAITE TRINIDAD
JULISA MEJICANOS	BELINDA AMBRIZ
OLUWAFETEMI OGUNMESA	ALEXANDRIA BAUERSCHLAG
DAYANA PARKER	LESLEY DE LEON
LUISA RESTREPO	NATALIA ESPINOZA
JENIFER REYES	WENDY GALLEGOS
DANIELA SANCHEZ	CECIAH GEORGES
FERNANDA ZARUR TORRES	SAMANTHA RAMOS
MARKO AVILA	ALLISON RIOS LOPEZ
VICTORIA GARCIA	GENISIS RUBIO
** DENOTES DISTINGUISHED	



2024-25 Targets for Growth

Athletic Excellence

- Development of an integrated coaching model that supports individual athletic and program development in grades 6-12.
- Number of Playoff Games - **178**
(2022-23: 192)



Athletic Excellence

The Standard

- Compete to WIN, Compete with Excellence & Class
- Incremental improvement

How?

- 365-day process to develop the WHOLE athlete
- Coaches highly organized for practice (practice plans)
- Sportsmanship taught like any other skill



Academic Excellence

Department Goal

- A/B 51% or better &
- Failures 6% or less

Our goal is incremental improvement

- At least 1% better

System in place for program

- Collaborative effort



Continue to Improve

Intentional Development

- Growth of CALI and SALT programs to provide consistent development opportunities for coaches and student-athletes.



“”
**DEVELOPING
PEOPLE IS SLOW,
UNCOMFORTABLE,
AND AT TIMES
GRUELING WORK.**

**STICK WITH THEM.
PEOPLE ARE MESSY.**

**CHALLENGE THEM.
PEOPLE ARE SPECIAL.**

**PUSH THEM.
PEOPLE NEED IT.**

**BELIEVE IN THEM.
PEOPLE CRAVE IT.**

BE BETTER. BE DIFFERENT.



Community Service

The Standard

- Impact your community once per year at a minimum

How?

- Vertical alignment - HS/MS projects
- Horizontal alignment - HS/HS projects, Multi-sport projects
- S.A.L.T. - Student Athlete Leadership Team



BEAResource Toy Drive





CFISD
ATHLETICS



Our Facilities: The Front Porch

- **12** High Schools: Total HS Participants - **10,950**
 - **6** with pools
 - **12** with turf baseball, football, and softball fields
- **20** Middle Schools: Total MS Participants - **7,647**
 - **5** with pools
- **750** coaches who are also classroom teachers
- **2** Stadiums (CFFCU and Pridgeon - both seat approx. **11,000**)
- **1** District Natatorium - seats approx. **1,400**



CFISD Natatorium & Pools

- **CFISD Use**

- Water Polo - new UIL sport 2022
 - Hosted 128 games in the varsity tournament
 - Hosted 84 district games
 - Hosted 23 play-off games
 - Hosted 2 Regional Tournaments
 - Total 241 matches = approx. **6,860 spectators**
- Swim/Dive Meets
 - Hosted 28 dual/tri meets
 - 5 Championship meets
 - Total 33 swim/dive meets = approx. **6,000 spectators**


- **Outside Use (rentals)**

- USA Sanctioned Swim Meets (local, regional, state, national)/Water Polo Tournaments (local and state)/Artistic Swimming Competitions (state & national)
- 20 different club competitions throughout the year
- Total = approx. **12,000 spectators**



The Numbers

- **508,621 tickets issued – MORE THAN ½ MILLION** community members who are interacting with our schools
 - does not include passes
 - does not include events like track, golf, tennis, cross country
- **\$2, 264, 873** generated for the district
- **\$478,333** generated for the district from pool use
- **15,603** UIL events CFISD hosts each year (not including playoff contests and outside use)



Direct Pathway to Improvement for our Communities

- Academic success
- Community service
- Scholarship opportunities
- Jobs & career opportunities
- Revenue for the district
 - ticket sales
 - outside rentals
 - advertising partnerships



- Partnership with other departments
 - Transportation
 - Nutrition Services
 - Fine Arts
 - Berry Center
 - Communication

Thank You!
**We appreciate your dedication
and service to the students, staff, and
community of CFISD.**

Questions?

