



# Gloucester County Institute of Technology

Grades 6-12

SY 2023-2024 Surveys/Students - October 2023



Report created by  
Panorama Education



# Summary

| Topic Description  | Results  | Benchmark   |
|--|--|---|
| <p><b>School Belonging</b></p> <p>How much students feel that they are valued members of the school community.</p>   | <p><b>33%</b></p> <p>▲ 1<br/>since last survey</p> | <p>0th - 19th percentile compared to others nationally</p>  |
| <p><b>School Climate</b></p> <p>Perceptions of the overall social and learning climate of the school.</p>  | <p><b>43%</b></p> <p>▲ 6<br/>since last survey</p> | <p>0th - 19th percentile compared to others nationally</p>  |
| <p><b>School Engagement</b></p> <p>How attentive and invested students are in school.</p>  | <p><b>26%</b></p> <p>▲ 5<br/>since last survey</p> | <p>0th - 19th percentile compared to others nationally</p>  |
| <p><b>School Rigorous Expectations</b></p> <p>How much students feel that their teachers hold them to high expectations around effort, understanding, persistence, and performance in class.</p> | <p><b>55%</b></p> <p>▲ 3<br/>since last survey</p> | <p>0th - 19th percentile compared to others nationally</p>  |
| <p><b>School Safety</b></p> <p>Perceptions of student physical and psychological safety at school.</p>   | <p><b>62%</b></p> <p>▲ 3<br/>since last survey</p> | <p>60th - 79th percentile compared to others nationally</p> |
| <p><b>School Teacher-Student Relationships</b></p> <p>How strong the social connection is between teachers and students within and beyond the school.</p>  | <p><b>45%</b></p> <p>▲ 4<br/>since last survey</p> | <p>0th - 19th percentile compared to others nationally</p>  |

946 responses



# School Belonging

Your average

# 33%

946 responses

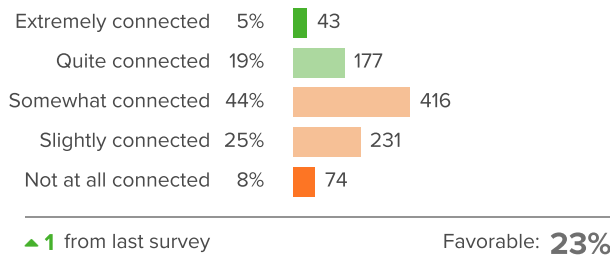
Change

# ▲ 1

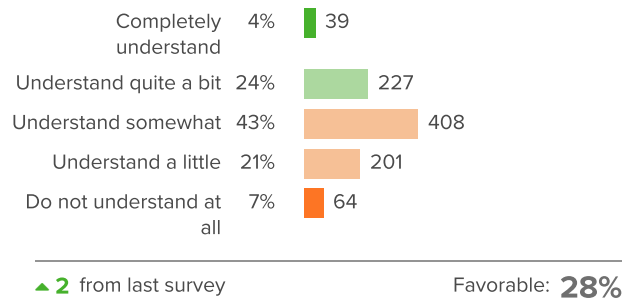
since last survey

## How did people respond?

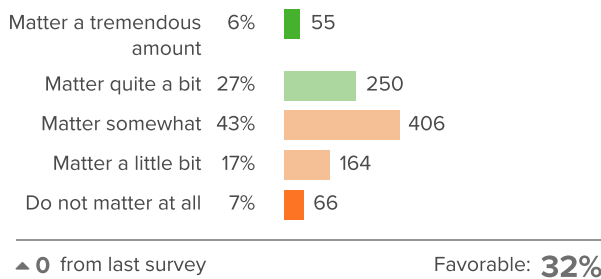
### Q.1: How connected do you feel to the adults at your school?



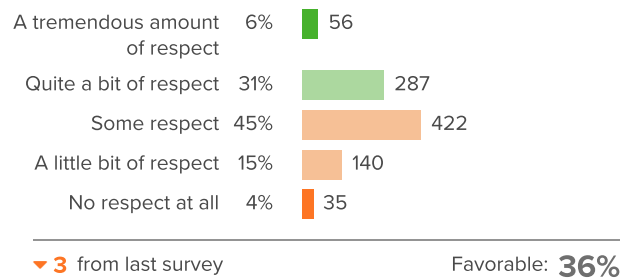
### Q.2: How well do people at your school understand you as a person?



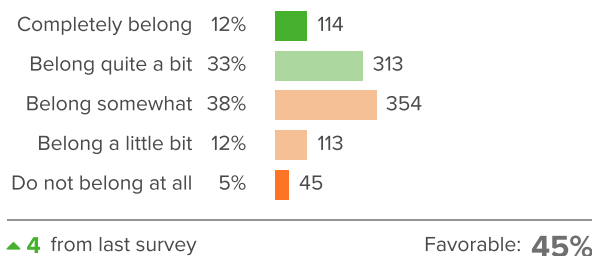
### Q.3: How much do you matter to others at this school?



### Q.4: How much respect do students in your school show you?



### Q.5: Overall, how much do you feel like you belong at your school?





# School Climate

Your average

# 43%

946 responses

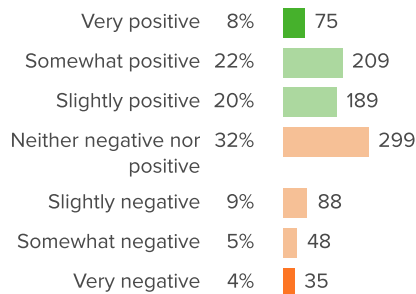
Change

# ▲ 6

since last survey

## How did people respond?

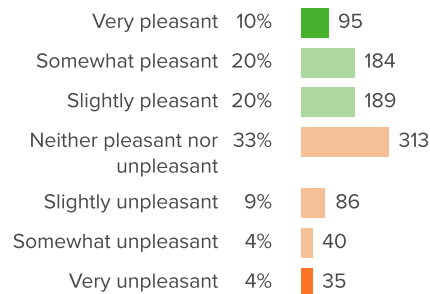
### Q.1: How positive or negative is the energy of the school?



▲ 7 from last survey

Favorable: **50%**

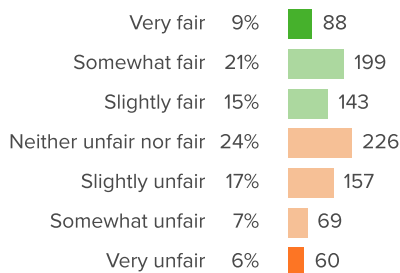
### Q.2: How pleasant or unpleasant is the physical space at your school?



▲ 6 from last survey

Favorable: **50%**

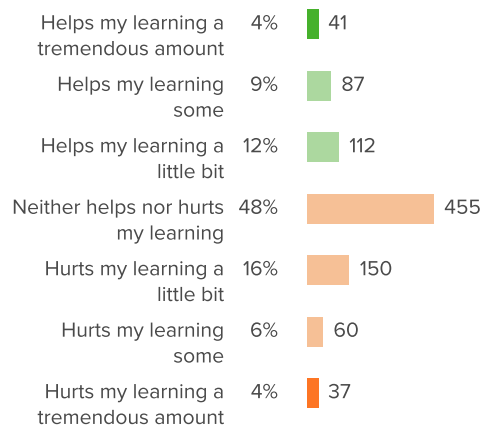
### Q.3: How fair or unfair are the rules for the students at this school?



▲ 7 from last survey

Favorable: **46%**

### Q.4: At your school, how much does the behavior of other students hurt or help your learning?

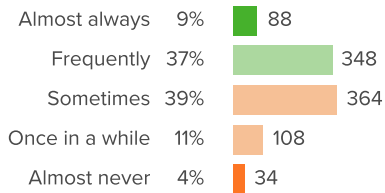


▲ 3 from last survey

Favorable: **25%**



**Q.5: How often do your teachers seem excited to be teaching your classes?**



▲ 7 from last survey

Favorable: **46%**



# School Engagement

Your average

**26%**

946 responses

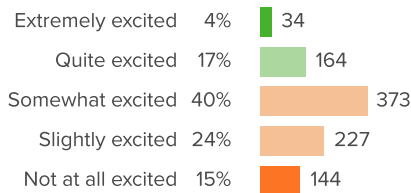
Change

**▲ 5**

since last survey

## How did people respond?

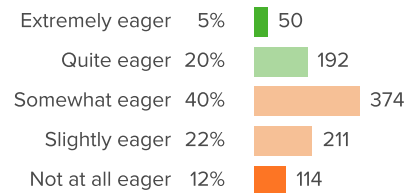
### Q.1: How excited are you about going to your classes?



▲ 5 from last survey

Favorable: **21%**

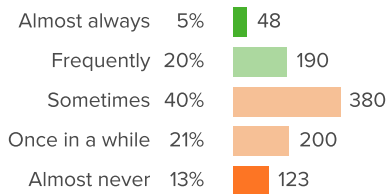
### Q.2: In your classes, how eager are you to participate?



▲ 8 from last survey

Favorable: **26%**

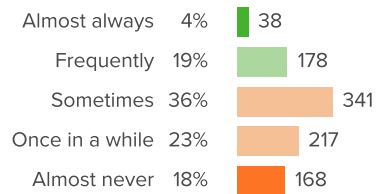
### Q.3: How often do you get so focused on activities in your classes that you lose track of time?



▲ 1 from last survey

Favorable: **25%**

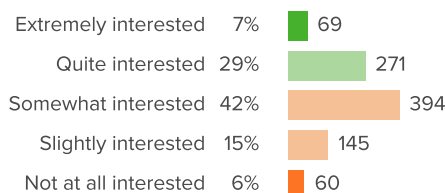
### Q.4: When you are not in school, how often do you talk about ideas from your classes?



▲ 3 from last survey

Favorable: **23%**

### Q.5: Overall, how interested are you in your classes?



▲ 7 from last survey

Favorable: **36%**



# School Rigorous Expectations

Your average

**55%**

946 responses

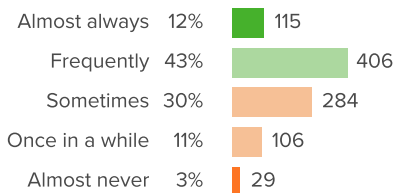
Change

**▲ 3**

since last survey

## How did people respond?

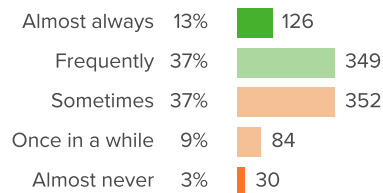
### Q.1: How often do your teachers take time to make sure you understand the material?



▲ 7 from last survey

Favorable: **55%**

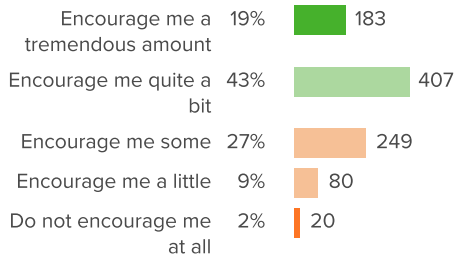
### Q.2: How often do your teachers make you explain your answers?



▲ 4 from last survey

Favorable: **50%**

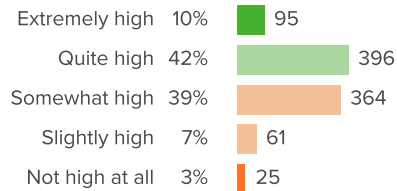
### Q.3: How much do your teachers encourage you to do your best?



▲ 4 from last survey

Favorable: **63%**

### Q.4: Overall, how high are your teachers' expectations of you?

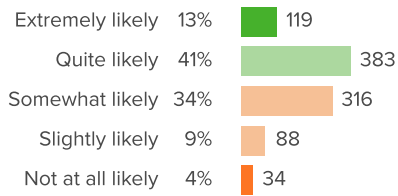


▼ 4 from last survey

Favorable: **52%**



**Q.5: When you feel like giving up on a difficult task, how likely is it that your teachers will make you keep trying?**



▲ 4 from last survey

Favorable: **53%**



# School Safety

Your average

# 62%

946 responses

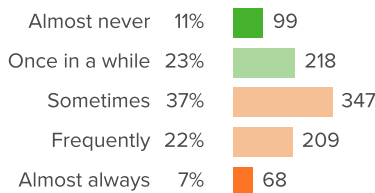
Change

# ▲ 3

since last survey

## How did people respond?

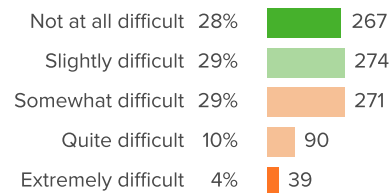
**Q.1: How often are people disrespectful to others at your school?**



▲ 7 from last survey

Favorable: **34%**

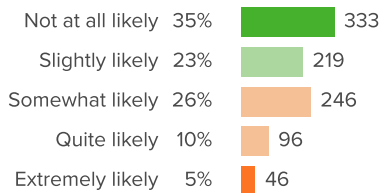
**Q.2: If a student is bullied in school, how difficult is it for him/her to get help from an adult?**



▲ 1 from last survey

Favorable: **57%**

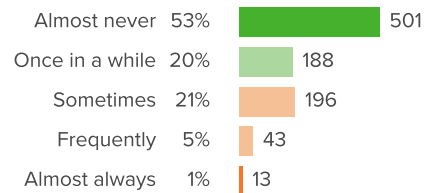
**Q.3: How likely is it that someone from your school will bully you online?**



▲ 1 from last survey

Favorable: **59%**

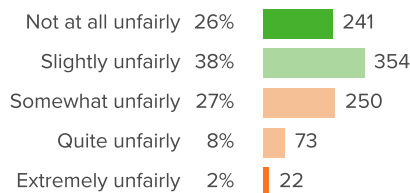
**Q.4: How often do you worry about violence at your school?**



▲ 5 from last survey

Favorable: **73%**

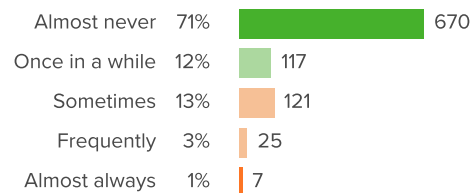
**Q.5: At your school, how unfairly do the adults treat the students?**



▲ 2 from last survey

Favorable: **63%**

**Q.6: How often do students get into physical fights at your school?**



▲ 1 from last survey

Favorable: **84%**



# School Teacher-Student Relationships

Your average

# 45%

946 responses

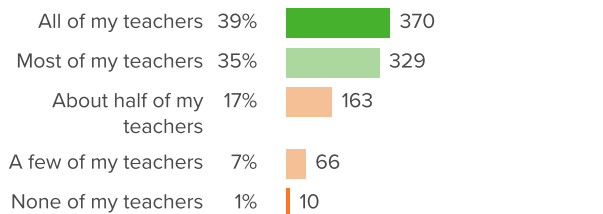
Change

# ▲ 4

since last survey

## How did people respond?

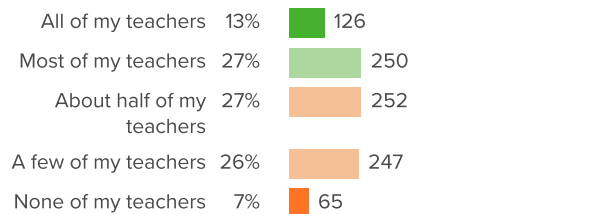
### Q.1: How many of your teachers are respectful towards you?



▲ 2 from last survey

Favorable: **75%**

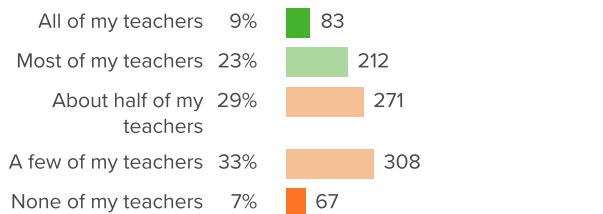
### Q.2: If you walked into class upset, how many of your teachers would be concerned?



▲ 3 from last survey

Favorable: **40%**

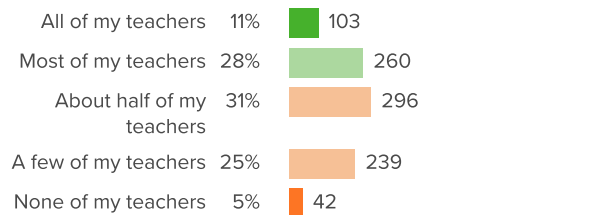
### Q.3: If you came back to visit class three years from now, how many of your teachers would be excited to see you?



▲ 2 from last survey

Favorable: **31%**

### Q.4: When your teachers ask how you are doing, how many of them are really interested in your answer?

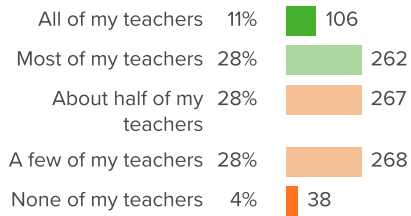


▲ 6 from last survey

Favorable: **39%**



**Q.5: How many of your teachers would you be excited to have again in the future?**



▲ 5 from last survey

Favorable: **39%**