



# Gloucester County Institute of Technology

Teacher Survey

SY 2023-2024 Surveys/Teachers - October 2023



Report created by  
Panorama Education



# Summary

Topic Description	Results	Benchmark
<p><b>Evaluation</b></p> <p>Perceptions of the system that is used to evaluate faculty and staff.</p>	<p><b>26%</b></p> <p>▼ 11 since last survey</p>	<p>0th - 19th percentile compared to others nationally</p>
<p><b>Feedback and Coaching</b></p> <p>Perceptions of the amount and quality of feedback faculty and staff receive.</p>	<p><b>25%</b></p> <p>▼ 4 since last survey</p>	<p>0th - 19th percentile compared to others nationally</p>
<p><b>Professional Learning</b></p> <p>Perceptions of the amount and quality of professional growth and learning opportunities available to faculty and staff.</p>	<p><b>34%</b></p> <p>▲ 2 since last survey</p>	<p>0th - 19th percentile compared to others nationally</p>
<p><b>Resources</b></p> <p>Perceptions of the adequacy of the school's resources.</p>	<p><b>37%</b></p> <p>▼ 7 since last survey</p>	<p>40th - 59th percentile compared to others nationally</p>
<p><b>School Climate</b></p> <p>Perceptions of the overall social and learning climate of the school.</p>	<p><b>50%</b></p> <p>▲ 1 since last survey</p>	<p>20th - 39th percentile compared to others nationally</p>
<p><b>School Leadership</b></p> <p>Perceptions of the school leadership's effectiveness.</p>	<p><b>30%</b></p> <p>▼ 6 since last survey</p>	<p>0th - 19th percentile compared to others nationally</p>
<p><b>Staff-Leadership Relationships</b></p> <p>Perceptions of faculty and staff relationships with school leaders.</p>	<p><b>47%</b></p> <p>▼ 14 since last survey</p>	<p>0th - 19th percentile compared to others nationally</p>

105 responses



# Evaluation

Your average

# 26%

105 responses

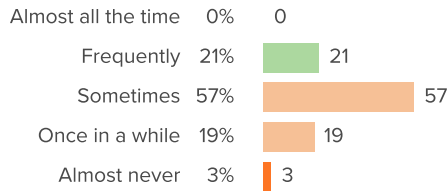
Change

# ▼ 11

since last survey

## How did people respond?

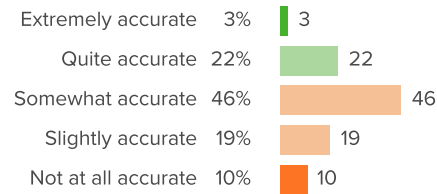
### Q.1: How often is your teaching evaluated?



▼ 8 from last survey

Favorable: **21%**

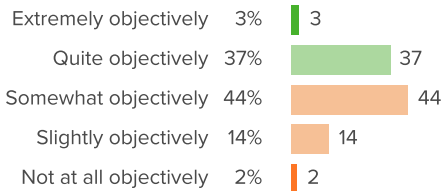
### Q.2: How accurate is your school's evaluation system at recognizing good teachers?



▼ 14 from last survey

Favorable: **25%**

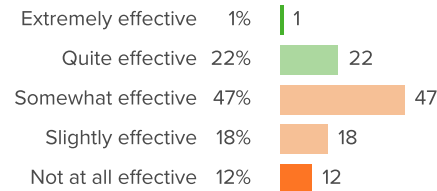
### Q.3: At your school, how objectively is your teaching performance assessed?



▼ 14 from last survey

Favorable: **40%**

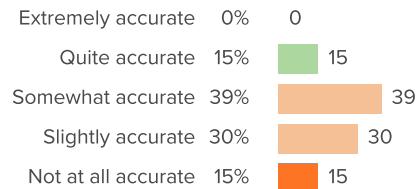
### Q.4: How effective is your school's evaluation system at helping you improve?



▼ 10 from last survey

Favorable: **23%**

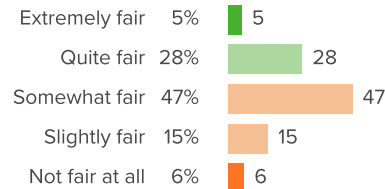
### Q.5: How accurate is your school's evaluation system at identifying bad teachers?



▼ 7 from last survey

Favorable: **15%**

### Q.6: How fair is the way teachers are assessed at your school?



▼ 11 from last survey

Favorable: **33%**



# Feedback and Coaching

Your average

# 25%

105 responses

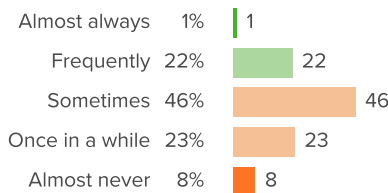
Change

# ▼ 4

since last survey

## How did people respond?

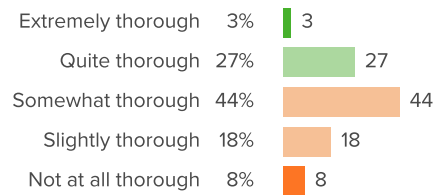
### Q.1: How often do you receive feedback on your teaching?



▲ 3 from last survey

Favorable: **23%**

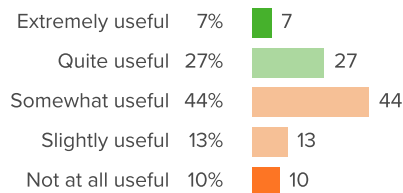
### Q.2: At your school, how thorough is the feedback you receive in covering all aspects of your role as a teacher?



▼ 1 from last survey

Favorable: **30%**

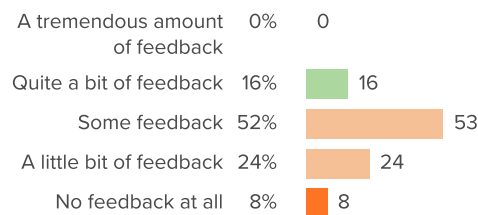
### Q.3: How useful do you find the feedback you receive on your teaching?



▼ 2 from last survey

Favorable: **34%**

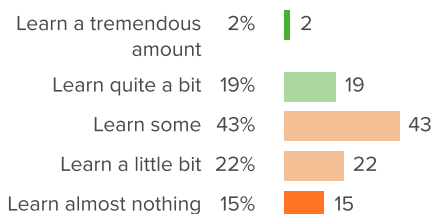
### Q.4: How much feedback do you receive on your teaching?



▼ 11 from last survey

Favorable: **16%**

### Q.5: How much do you learn from the teacher evaluation processes at your school?



▼ 8 from last survey

Favorable: **21%**



# Professional Learning

Your average

# 34%

105 responses

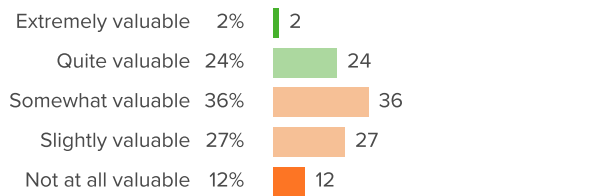
Change

# ▲ 2

since last survey

## How did people respond?

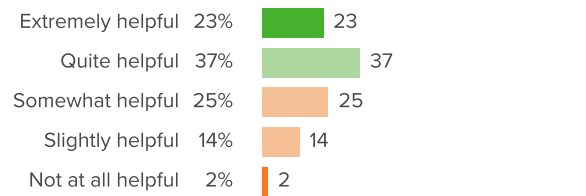
### Q.1: At your school, how valuable are the available professional development opportunities?



▲ 9 from last survey

Favorable: **26%**

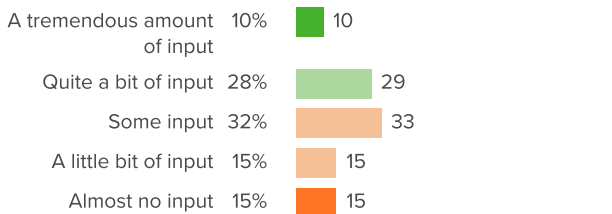
### Q.2: How helpful are your colleagues' ideas for improving your teaching?



▲ 7 from last survey

Favorable: **59%**

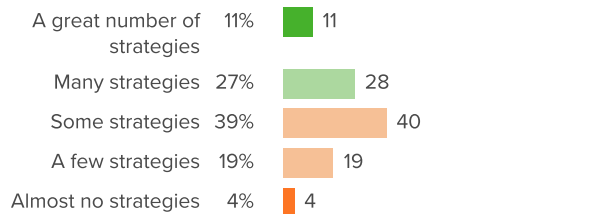
### Q.3: How much input do you have into individualizing your own professional development opportunities?



▲ 1 from last survey

Favorable: **38%**

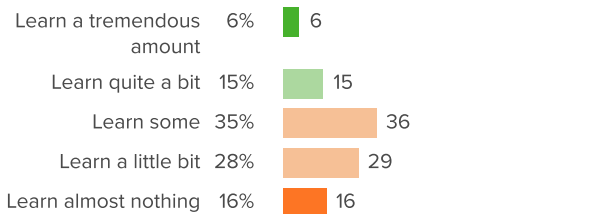
### Q.4: Through working at your school, how many new teaching strategies have you learned?



▼ 4 from last survey

Favorable: **38%**

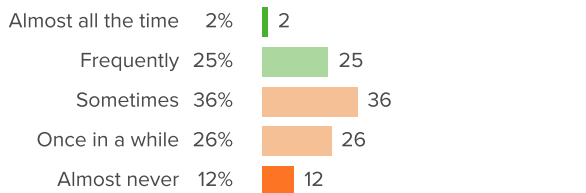
### Q.5: Overall, how much do you learn about teaching from the leaders at your school?



▼ 3 from last survey

Favorable: **21%**

### Q.6: How often do your professional development opportunities help you explore new ideas?



▲ 9 from last survey

Favorable: **27%**





# Resources

Your average

# 37%

105 responses

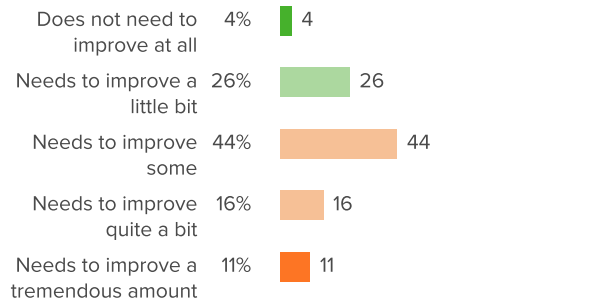
Change

# ▼ 7

since last survey

## How did people respond?

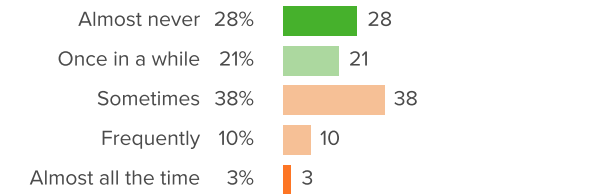
**Q.1: To what extent does the quality of the resources at your school need to improve?**



▼ 1 from last survey

Favorable: **30%**

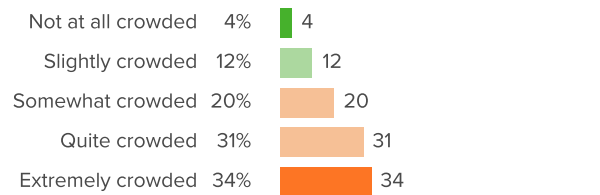
**Q.2: When students need help from an adult, how often do they have to wait to get that help?**



▼ 19 from last survey

Favorable: **49%**

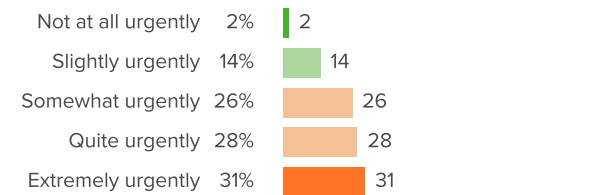
**Q.3: At your school, how crowded do the learning spaces feel?**



▲ 2 from last survey

Favorable: **16%**

**Q.4: How urgently does your school's technology need to be updated?**

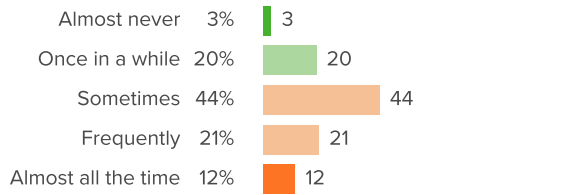


▼ 22 from last survey

Favorable: **16%**

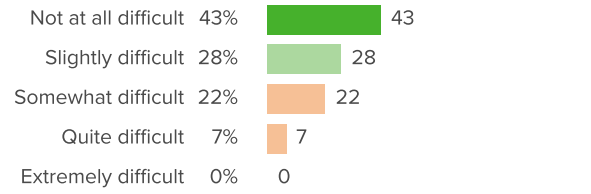


**Q.5: How often do your school's facilities need repairs?**



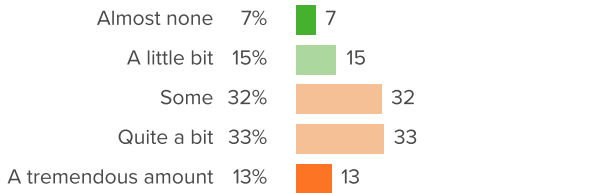
▼ 10 from last survey Favorable: **23%**

**Q.6: For students who need extra support, how difficult is it for them to get the support that they need?**



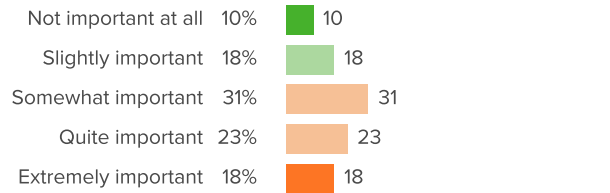
▼ 6 from last survey Favorable: **71%**

**Q.7: How much of your own money do you spend on your classroom?**



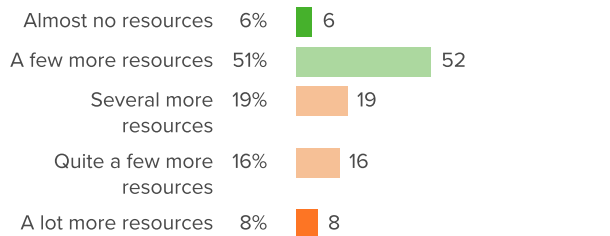
▲ 3 from last survey Favorable: **22%**

**Q.8: How important is it for your school to hire more specialists to help students?**



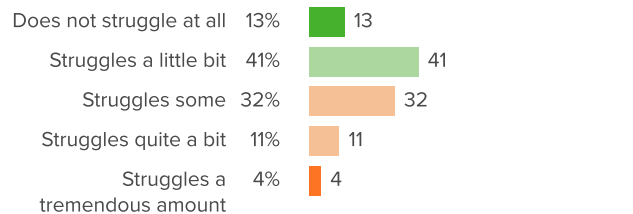
▼ 11 from last survey Favorable: **28%**

**Q.9: How many more resources do you need to adequately support your students' learning?**



▼ 2 from last survey Favorable: **57%**

**Q.10: Overall, how much does your school struggle due to a lack of resources?**



▼ 11 from last survey Favorable: **53%**



# School Climate

Your average

# 50%

105 responses

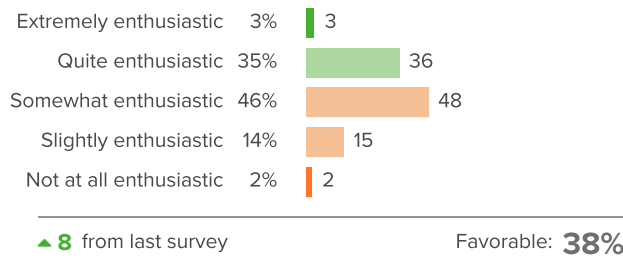
Change

# ▲ 1

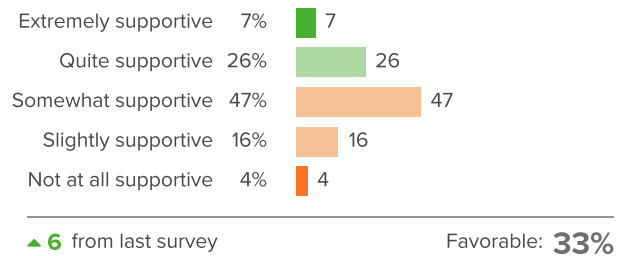
since last survey

## How did people respond?

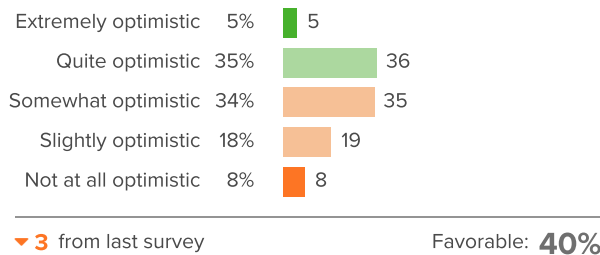
**Q.1: On most days, how enthusiastic are the students about being at school?**



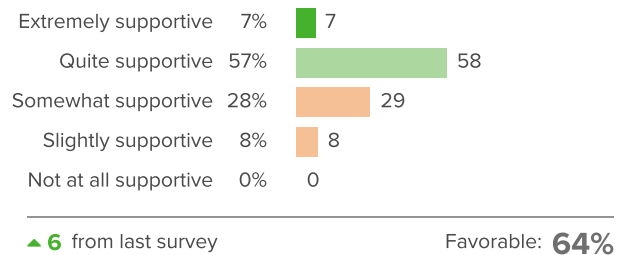
**Q.2: When new initiatives to improve teaching are presented at your school, how supportive are your colleagues?**



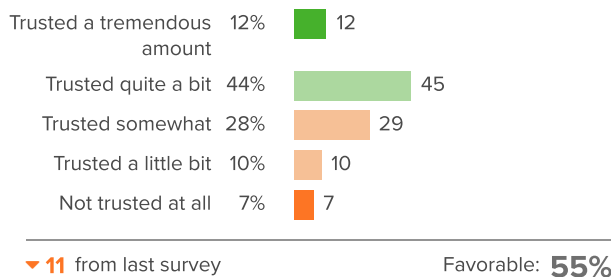
**Q.3: How optimistic are you that your school will improve in the future?**



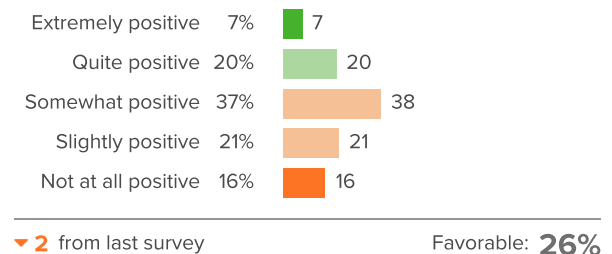
**Q.4: How supportive are students in their interactions with each other?**



**Q.5: To what extent are teachers trusted to teach in the way they think is best?**

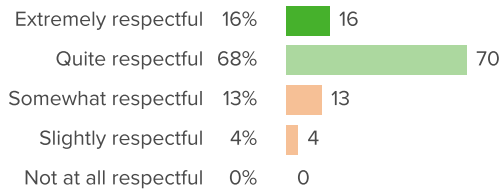


**Q.6: How positive are the attitudes of your colleagues?**



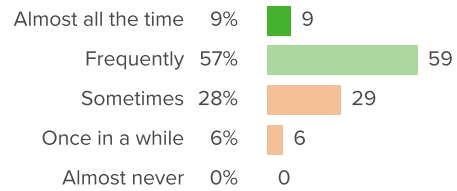


**Q.7: How respectful are the relationships between teachers and students?**



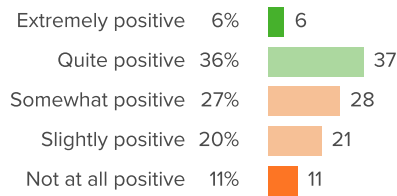
▲ **11** from last survey Favorable: **83%**

**Q.8: How often do you see students helping each other without being prompted?**



▼ **5** from last survey Favorable: **66%**

**Q.9: Overall, how positive is the working environment at your school?**



▼ **4** from last survey Favorable: **42%**



# School Leadership

Your average

# 30%

105 responses

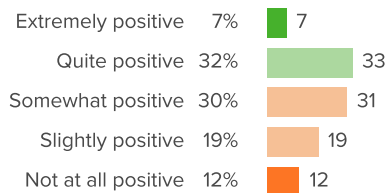
Change

# ▼ 6

since last survey

## How did people respond?

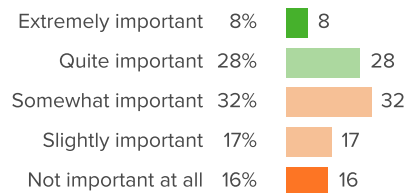
### Q.1: How positive is the tone that school leaders set for the culture of the school?



▼ 5 from last survey

Favorable: **39%**

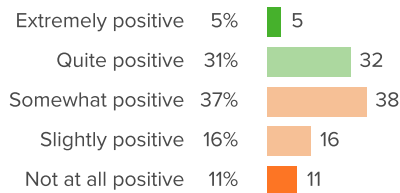
### Q.2: For your school leaders, how important is teacher satisfaction?



▼ 16 from last survey

Favorable: **36%**

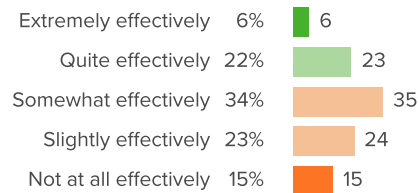
### Q.3: Overall, how positive is the influence of the school leaders on the quality of your teaching?



▼ 13 from last survey

Favorable: **36%**

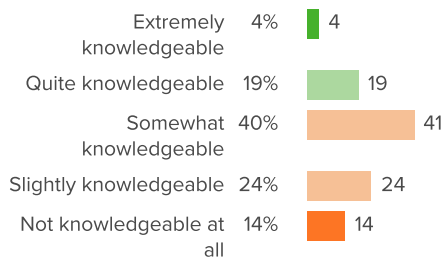
### Q.4: How effectively do school leaders communicate important information to teachers?



▲ 1 from last survey

Favorable: **28%**

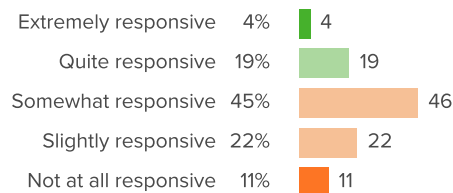
### Q.5: How knowledgeable are your school leaders about what is going on in teachers' classrooms?



▼ 9 from last survey

Favorable: **23%**

### Q.6: How responsive are school leaders to your feedback?

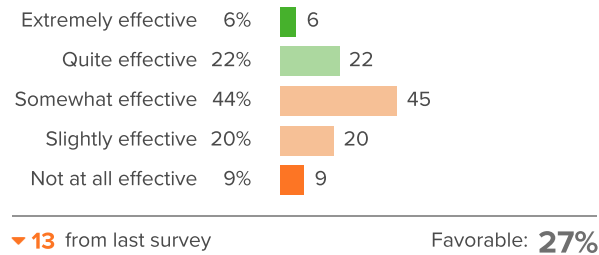


▼ 9 from last survey

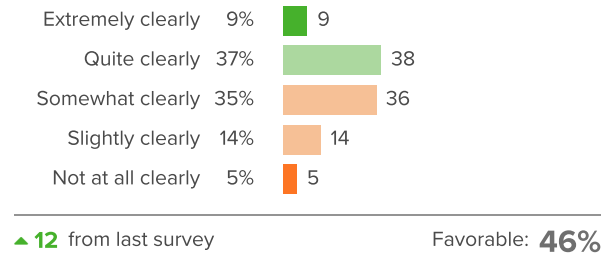
Favorable: **23%**



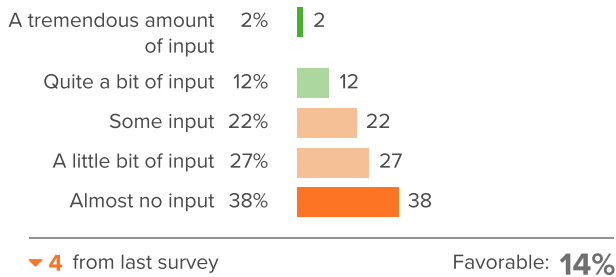
**Q.7: How effective are the school leaders at developing rules for students that facilitate their learning?**



**Q.8: How clearly do your school leaders identify their goals for teachers?**



**Q.9: When the school makes important decisions, how much input do teachers have?**





# Staff-Leadership Relationships

Your average

**47%**

105 responses

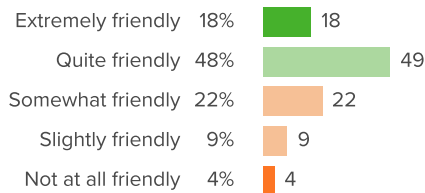
Change

**▼ 14**

since last survey

## How did people respond?

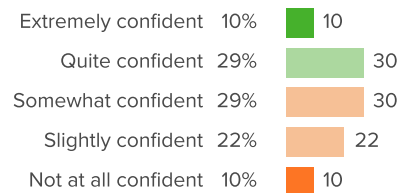
### Q.1: How friendly are your school leaders toward you?



▼ 10 from last survey

Favorable: **66%**

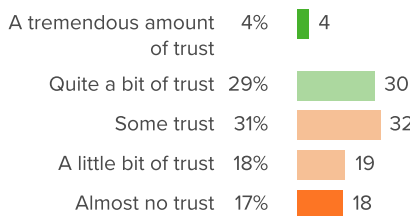
### Q.2: How confident are you that your school leaders have the best interests of the school in mind?



▼ 16 from last survey

Favorable: **39%**

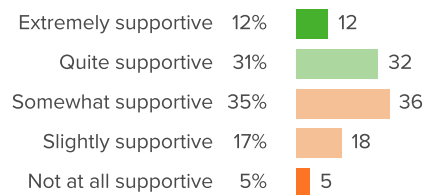
### Q.3: How much trust exists between school leaders and faculty?



▼ 13 from last survey

Favorable: **33%**

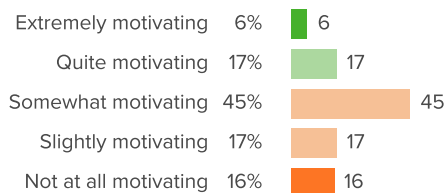
### Q.4: When you face challenges at work, how supportive are your school leaders?



▼ 21 from last survey

Favorable: **43%**

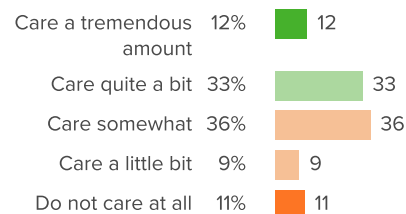
### Q.5: At your school, how motivating do you find working with the leadership team?



▼ 10 from last survey

Favorable: **23%**

### Q.6: How much do your school leaders care about you as an individual?

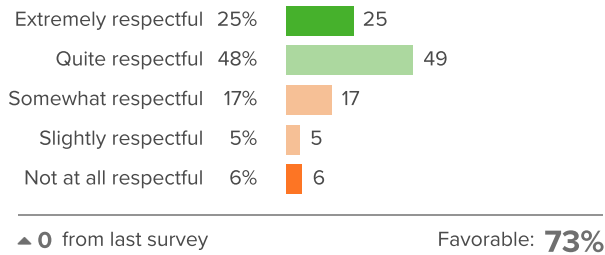


▼ 19 from last survey

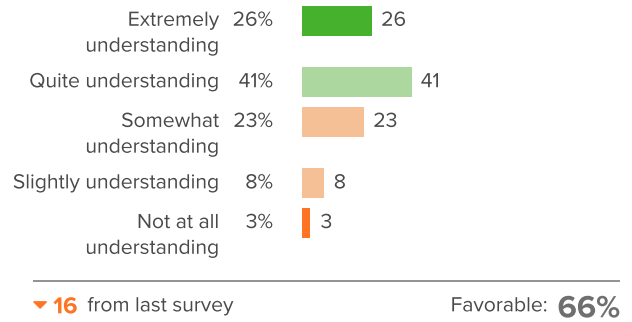
Favorable: **45%**



**Q.7: How respectful are your school leaders towards you?**



**Q.8: When challenges arise in your personal life, how understanding are your school leaders?**



**Q.9: How fairly does the school leadership treat the faculty?**

