



# Gloucester County Institute of Technology

Teacher Survey  
SY 24-25 Fall Surveys



Report created by  
Panorama Education



# Summary

Topic Description	Results	Benchmark
<p><b>Evaluation</b></p> <p>Perceptions of the system that is used to evaluate faculty and staff.</p>	<p><b>33%</b></p> <p>▼ 1 since last survey</p>	<p>20th - 39th percentile compared to others nationally</p>
<p><b>Feedback and Coaching</b></p> <p>Perceptions of the amount and quality of feedback faculty and staff receive.</p>	<p><b>29%</b></p> <p>▼ 5 since last survey</p>	<p>0th - 19th percentile compared to others nationally</p>
<p><b>Professional Learning</b></p> <p>Perceptions of the amount and quality of professional growth and learning opportunities available to faculty and staff.</p>	<p><b>35%</b></p> <p>▼ 1 since last survey</p>	<p>0th - 19th percentile compared to others nationally</p>
<p><b>Resources</b></p> <p>Perceptions of the adequacy of the school's resources.</p>	<p><b>34%</b></p> <p>▲ 2 since last survey</p>	<p>20th - 39th percentile compared to others nationally</p>
<p><b>School Climate</b></p> <p>Perceptions of the overall social and learning climate of the school.</p>	<p><b>56%</b></p> <p>▲ 2 since last survey</p>	<p>20th - 39th percentile compared to others nationally</p>
<p><b>School Leadership</b></p> <p>Perceptions of the school leadership's effectiveness.</p>	<p><b>43%</b></p> <p>▲ 2 since last survey</p>	<p>20th - 39th percentile compared to others nationally</p>
<p><b>Staff-Leadership Relationships</b></p> <p>Perceptions of faculty and staff relationships with school leaders.</p>	<p><b>58%</b></p> <p>▲ 1 since last survey</p>	<p>20th - 39th percentile compared to others nationally</p>

102 responses



# Evaluation

Your average

# 33%

102 responses

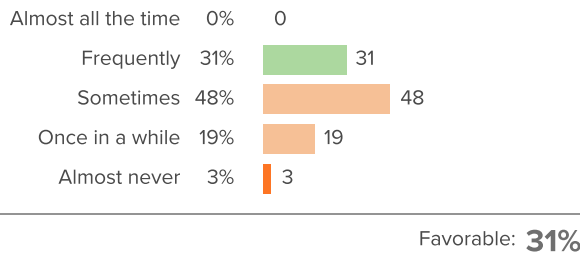
Change



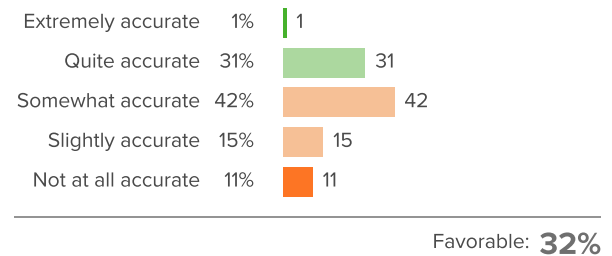
since last survey

## How did people respond?

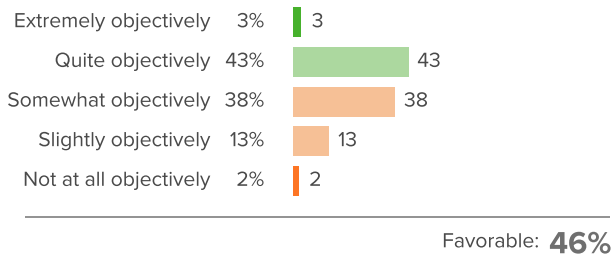
### Q.1: How often is your teaching evaluated?



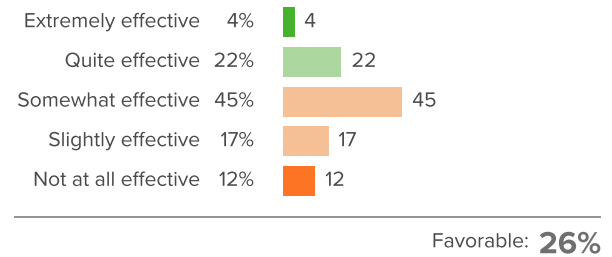
### Q.2: How accurate is your school's evaluation system at recognizing good teachers?



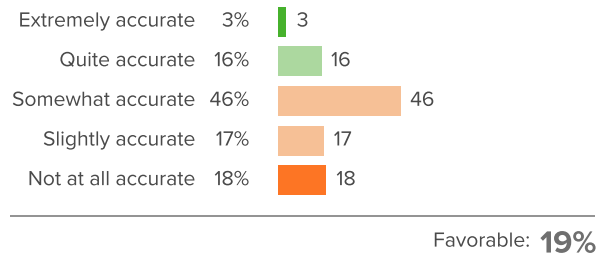
### Q.3: At your school, how objectively is your teaching performance assessed?



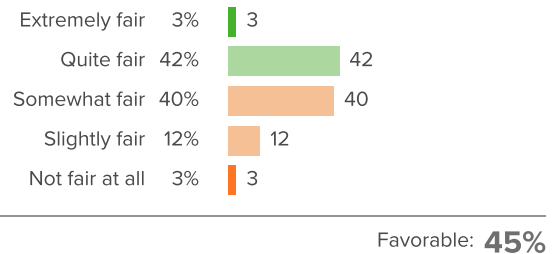
### Q.4: How effective is your school's evaluation system at helping you improve?



### Q.5: How accurate is your school's evaluation system at identifying bad teachers?



### Q.6: How fair is the way teachers are assessed at your school?





# Feedback and Coaching

Your average

# 29%

102 responses

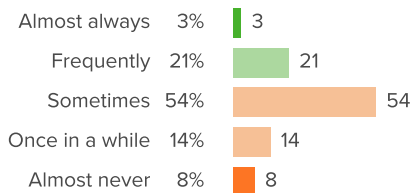
Change

# ▼ 5

since last survey

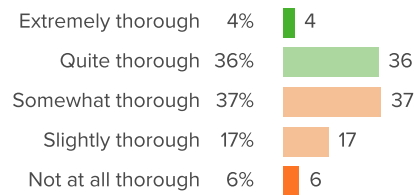
## How did people respond?

### Q.1: How often do you receive feedback on your teaching?



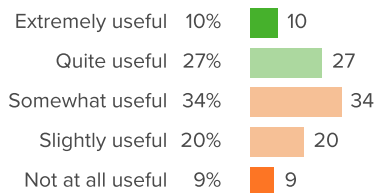
Favorable: **24%**

### Q.2: At your school, how thorough is the feedback you receive in covering all aspects of your role as a teacher?



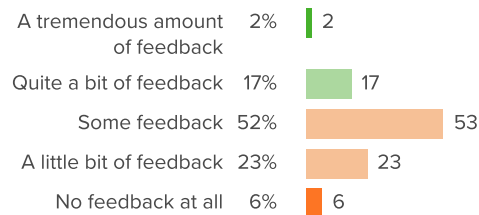
Favorable: **40%**

### Q.3: How useful do you find the feedback you receive on your teaching?



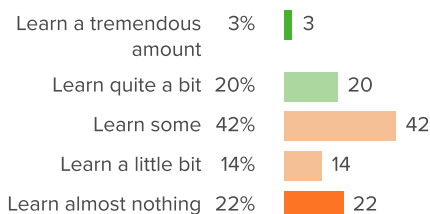
Favorable: **37%**

### Q.4: How much feedback do you receive on your teaching?



Favorable: **19%**

### Q.5: How much do you learn from the teacher evaluation processes at your school?



Favorable: **23%**



# Professional Learning

Your average

# 35%

102 responses

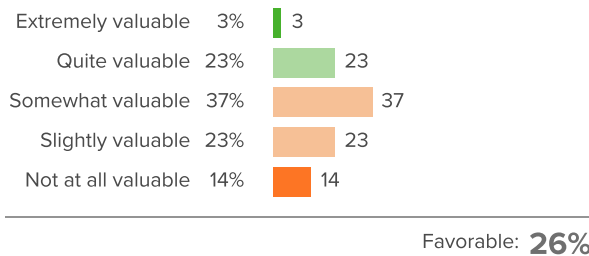
Change

# ▼ 1

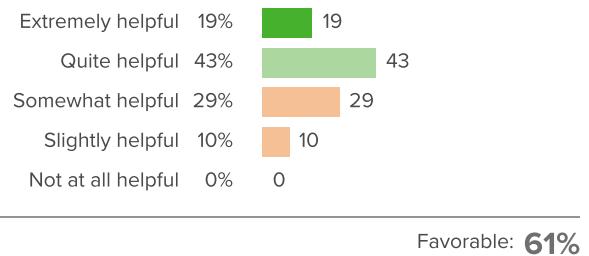
since last survey

## How did people respond?

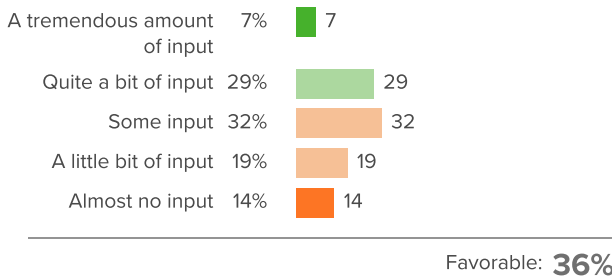
### Q.1: At your school, how valuable are the available professional development opportunities?



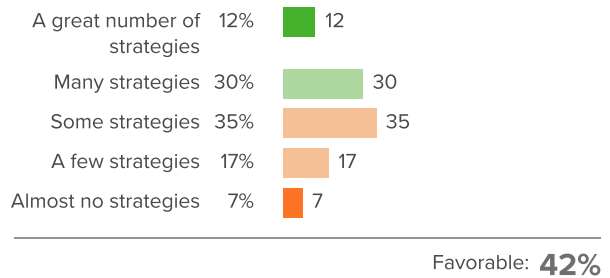
### Q.2: How helpful are your colleagues' ideas for improving your teaching?



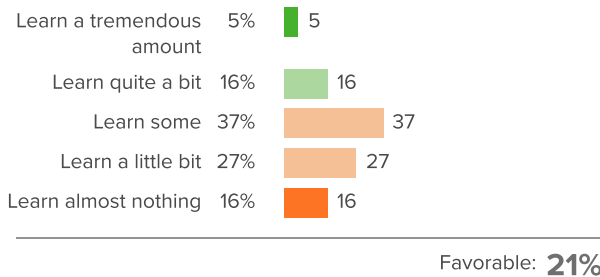
### Q.3: How much input do you have into individualizing your own professional development opportunities?



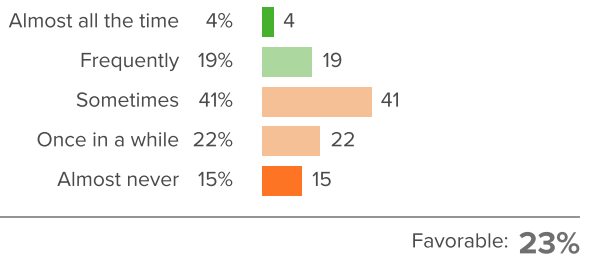
### Q.4: Through working at your school, how many new teaching strategies have you learned?



### Q.5: Overall, how much do you learn about teaching from the leaders at your school?

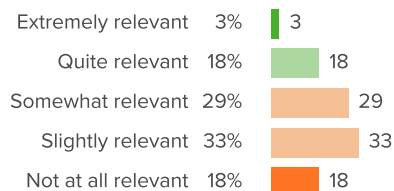


### Q.6: How often do your professional development opportunities help you explore new ideas?



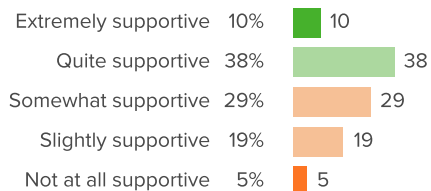


**Q.7: How relevant have your professional development opportunities been to the content that you teach?**



Favorable: **21%**

**Q.8: Overall, how supportive has the school been of your growth as a teacher?**



Favorable: **48%**



# Resources

Your average

# 34%

102 responses

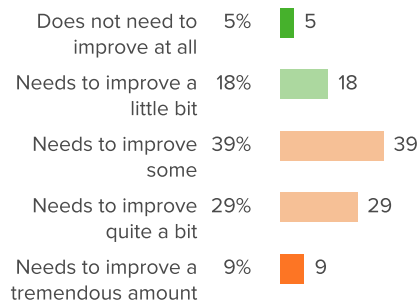
Change

# ▲ 2

since last survey

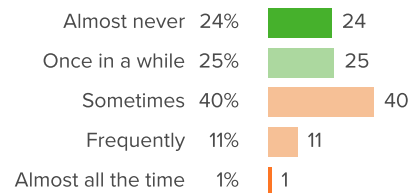
## How did people respond?

**Q.1: To what extent does the quality of the resources at your school need to improve?**



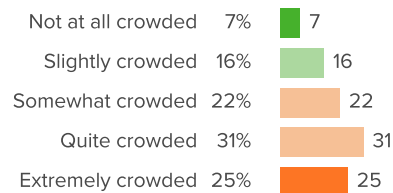
Favorable: **23%**

**Q.2: When students need help from an adult, how often do they have to wait to get that help?**



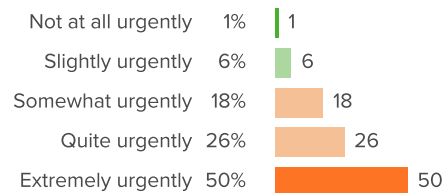
Favorable: **49%**

**Q.3: At your school, how crowded do the learning spaces feel?**



Favorable: **23%**

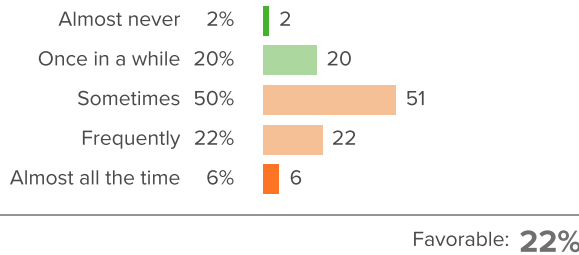
**Q.4: How urgently does your school's technology need to be updated?**



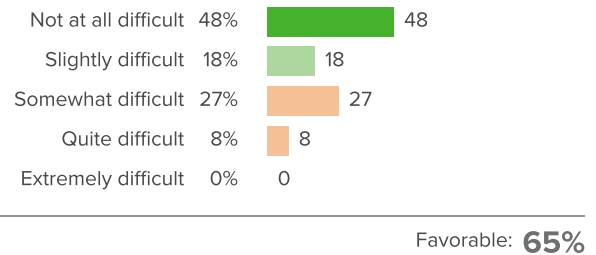
Favorable: **7%**



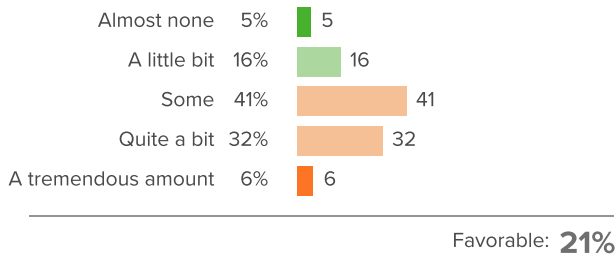
**Q.5: How often do your school's facilities need repairs?**



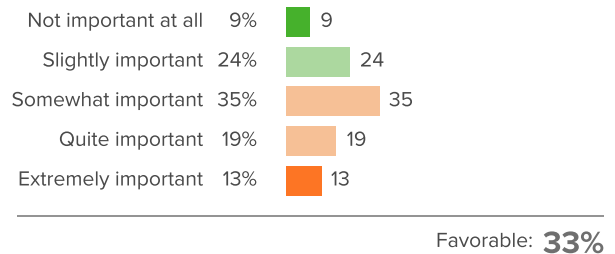
**Q.6: For students who need extra support, how difficult is it for them to get the support that they need?**



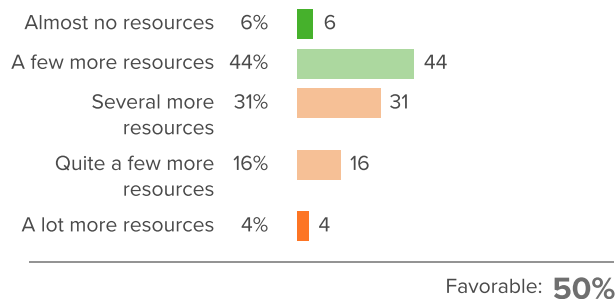
**Q.7: How much of your own money do you spend on your classroom?**



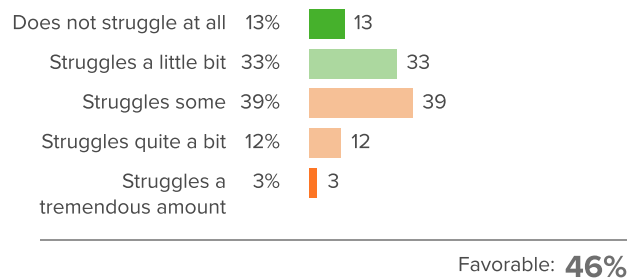
**Q.8: How important is it for your school to hire more specialists to help students?**



**Q.9: How many more resources do you need to adequately support your students' learning?**



**Q.10: Overall, how much does your school struggle due to a lack of resources?**





# School Climate

Your average

# 56%

102 responses

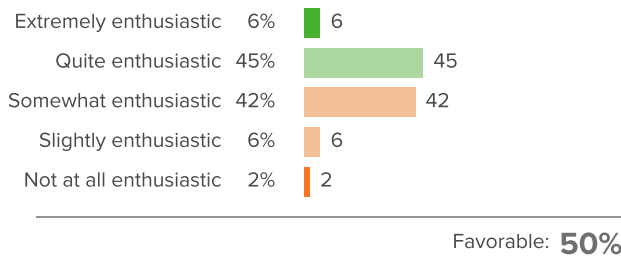
Change

# ▲ 2

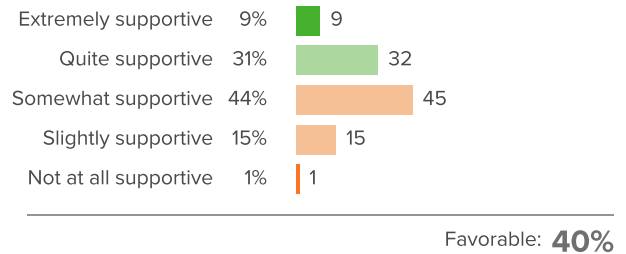
since last survey

## How did people respond?

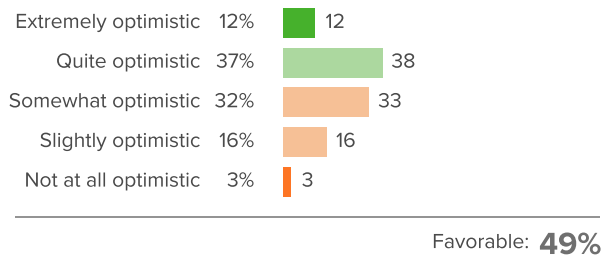
**Q.1: On most days, how enthusiastic are the students about being at school?**



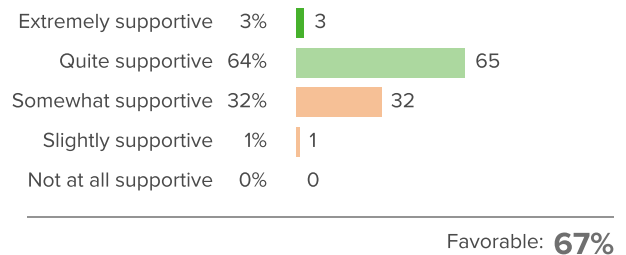
**Q.2: When new initiatives to improve teaching are presented at your school, how supportive are your colleagues?**



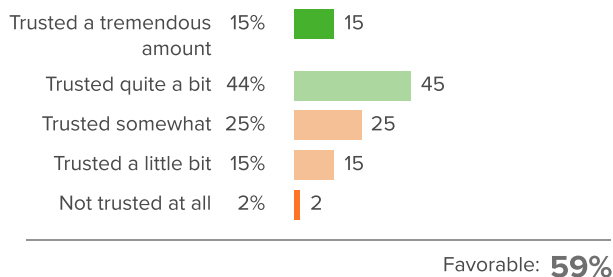
**Q.3: How optimistic are you that your school will improve in the future?**



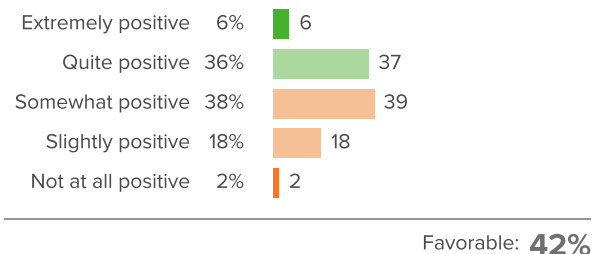
**Q.4: How supportive are students in their interactions with each other?**



**Q.5: To what extent are teachers trusted to teach in the way they think is best?**

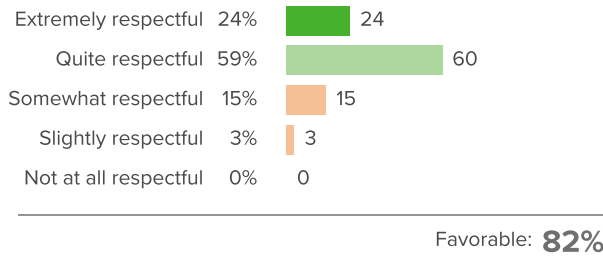


**Q.6: How positive are the attitudes of your colleagues?**

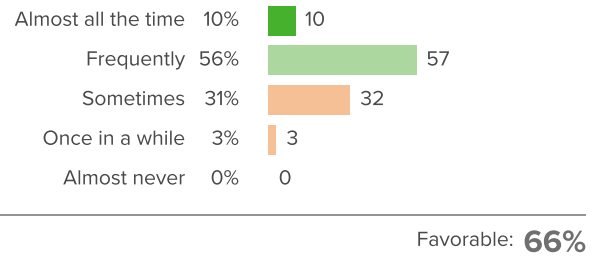




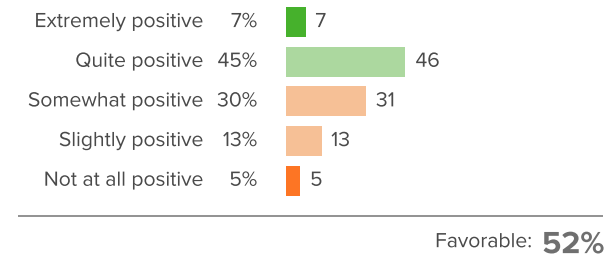
**Q.7: How respectful are the relationships between teachers and students?**



**Q.8: How often do you see students helping each other without being prompted?**



**Q.9: Overall, how positive is the working environment at your school?**





# School Leadership

Your average

**43%**

102 responses

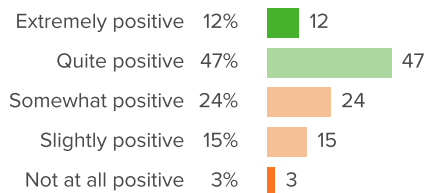
Change

**▲ 2**

since last survey

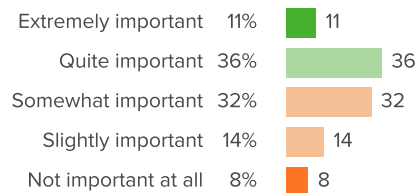
## How did people respond?

**Q.1: How positive is the tone that school leaders set for the culture of the school?**



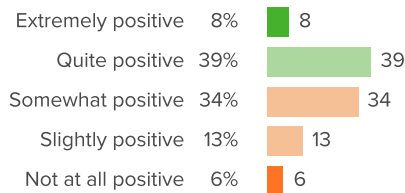
Favorable: **58%**

**Q.2: For your school leaders, how important is teacher satisfaction?**



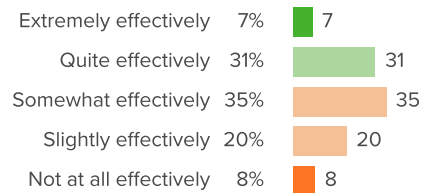
Favorable: **47%**

**Q.3: Overall, how positive is the influence of the school leaders on the quality of your teaching?**



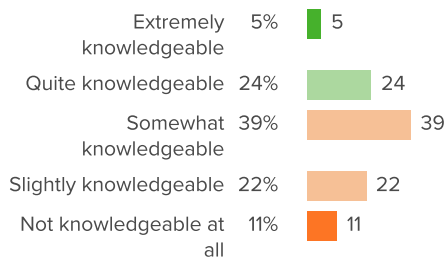
Favorable: **47%**

**Q.4: How effectively do school leaders communicate important information to teachers?**



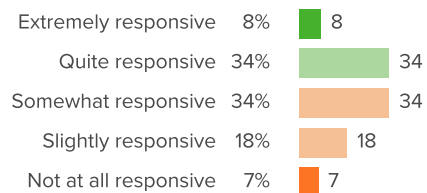
Favorable: **38%**

**Q.5: How knowledgeable are your school leaders about what is going on in teachers' classrooms?**



Favorable: **29%**

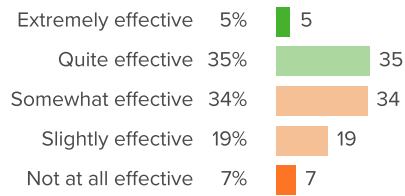
**Q.6: How responsive are school leaders to your feedback?**



Favorable: **42%**

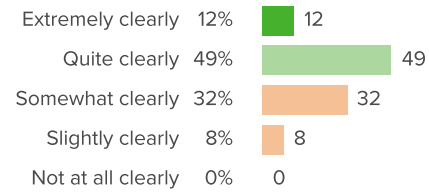


**Q.7: How effective are the school leaders at developing rules for students that facilitate their learning?**



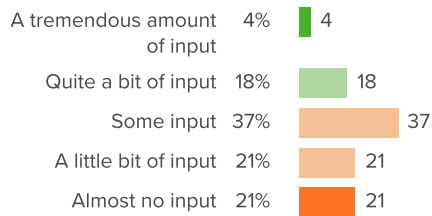
Favorable: **40%**

**Q.8: How clearly do your school leaders identify their goals for teachers?**



Favorable: **60%**

**Q.9: When the school makes important decisions, how much input do teachers have?**



Favorable: **22%**



# Staff-Leadership Relationships

Your average

# 58%

102 responses

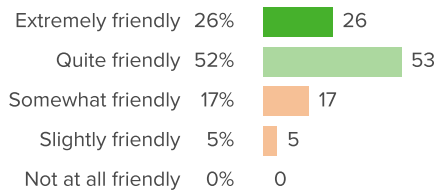
Change

# ▲ 1

since last survey

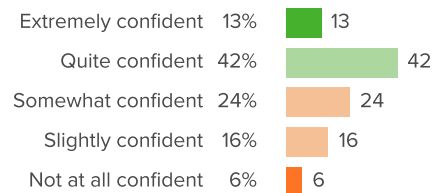
## How did people respond?

### Q.1: How friendly are your school leaders toward you?



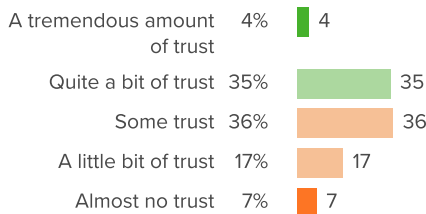
Favorable: **78%**

### Q.2: How confident are you that your school leaders have the best interests of the school in mind?



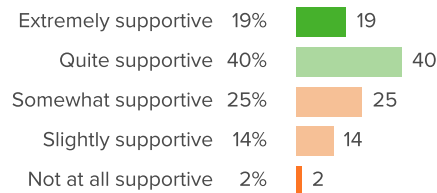
Favorable: **54%**

### Q.3: How much trust exists between school leaders and faculty?



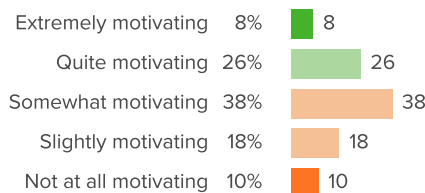
Favorable: **39%**

### Q.4: When you face challenges at work, how supportive are your school leaders?



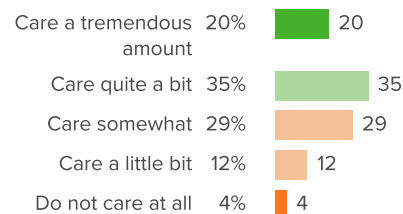
Favorable: **59%**

### Q.5: At your school, how motivating do you find working with the leadership team?



Favorable: **34%**

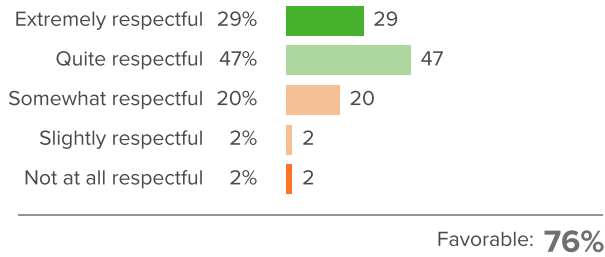
### Q.6: How much do your school leaders care about you as an individual?



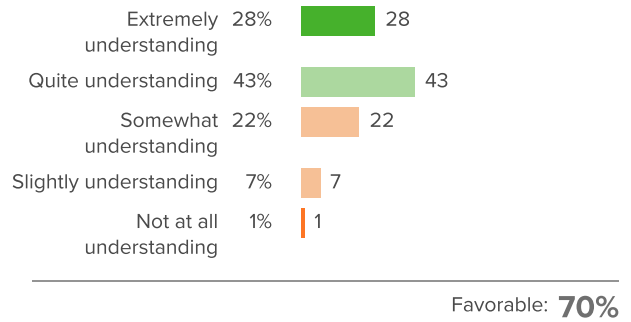
Favorable: **55%**



**Q.7: How respectful are your school leaders towards you?**



**Q.8: When challenges arise in your personal life, how understanding are your school leaders?**



**Q.9: How fairly does the school leadership treat the faculty?**

