



# Gloucester County Institute of Technology

Grades 6-12  
SY 24-25 Fall Surveys



Report created by  
Panorama Education



# Summary

Topic Description	Results	Benchmark
<p><b>School Belonging</b></p> <p>How much students feel that they are valued members of the school community.</p>	<b>43%</b>	<p>0th - 19th percentile compared to others nationally</p>
<p><b>School Climate</b></p> <p>Perceptions of the overall social and learning climate of the school.</p>	<b>49%</b>	<p>0th - 19th percentile compared to others nationally</p>
<p><b>School Engagement</b></p> <p>How attentive and invested students are in school.</p>	<b>26%</b>	<p>0th - 19th percentile compared to others nationally</p>
<p><b>School Rigorous Expectations</b></p> <p>How much students feel that their teachers hold them to high expectations around effort, understanding, persistence, and performance in class.</p>	<b>55%</b>	<p>0th - 19th percentile compared to others nationally</p>
<p><b>School Safety</b></p> <p>Perceptions of student physical and psychological safety at school.</p>	<b>67%</b>	<p>60th - 79th percentile compared to others nationally</p>
<p><b>School Teacher-Student Relationships</b></p> <p>How strong the social connection is between teachers and students within and beyond the school.</p>	<b>43%</b>	<p>0th - 19th percentile compared to others nationally</p>

913 responses



# School Belonging

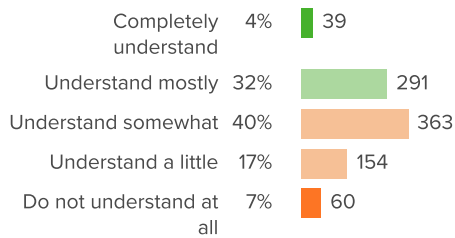
Your average

# 43%

913 responses

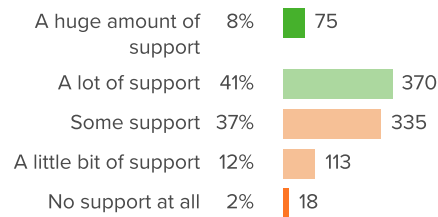
## How did people respond?

### Q.1: How well do people at your school understand the kind of person you are?



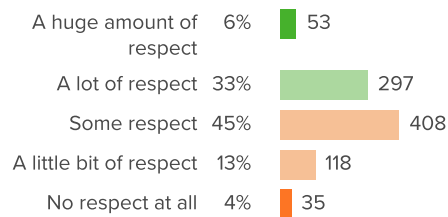
Favorable: **36%**

### Q.2: How much support do the adults at your school give you?



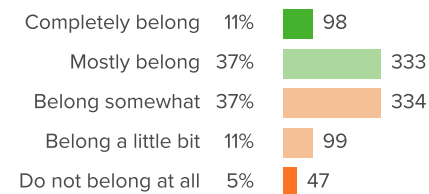
Favorable: **49%**

### Q.3: How much respect do students at your school show you?



Favorable: **38%**

### Q.4: When you are at school, how much do you feel like you belong?



Favorable: **47%**



# School Climate

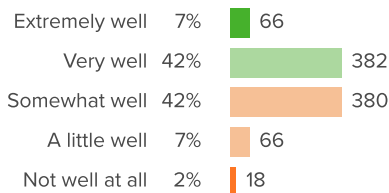
Your average

# 49%

913 responses

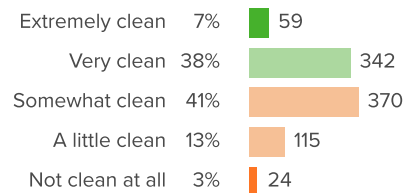
## How did people respond?

### Q.1: How well do students follow the rules of your school?



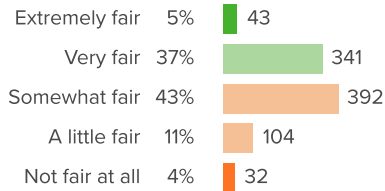
Favorable: **49%**

### Q.2: How clean is the building where you go to school?



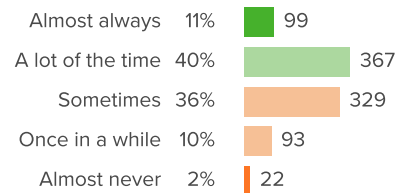
Favorable: **44%**

### Q.3: How fair are the rules at this school?



Favorable: **42%**

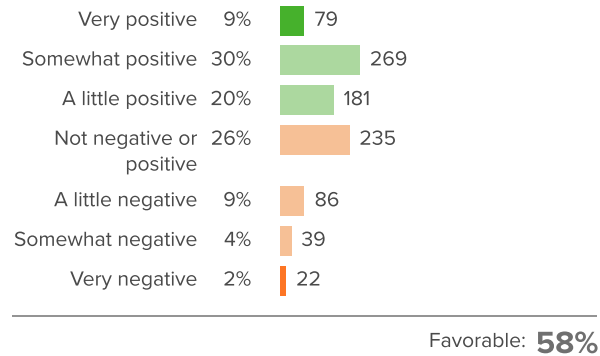
### Q.4: How often do your teachers seem excited to be teaching your classes?



Favorable: **51%**



**Q.5: How positive or negative is the mood at your school?**





# School Engagement

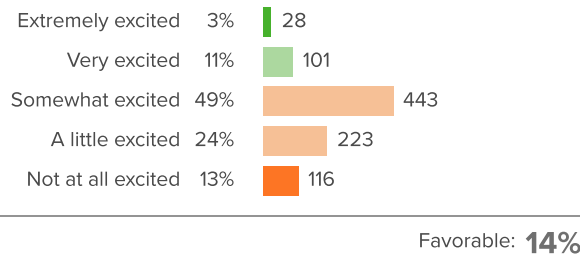
Your average

# 26%

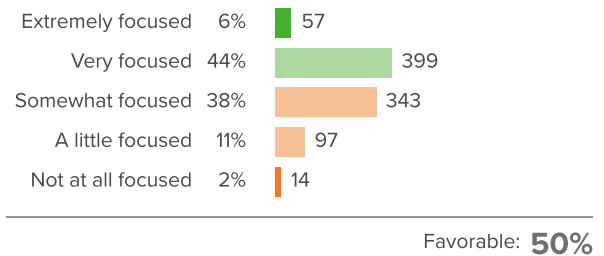
913 responses

## How did people respond?

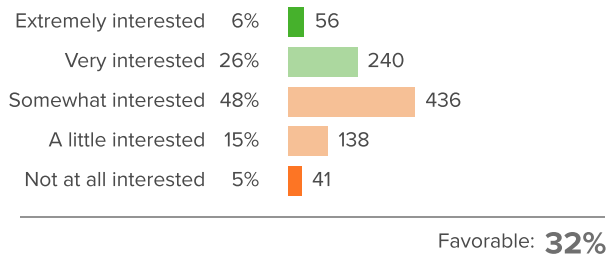
### Q.1: How excited are you about going to your classes?



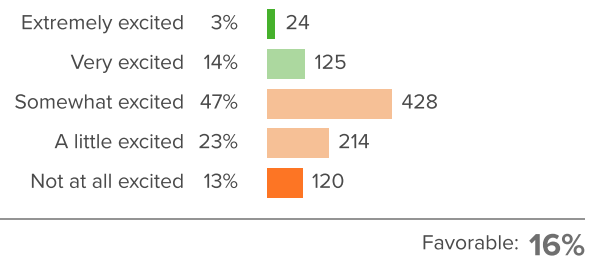
### Q.2: How focused are you on the activities in your classes?



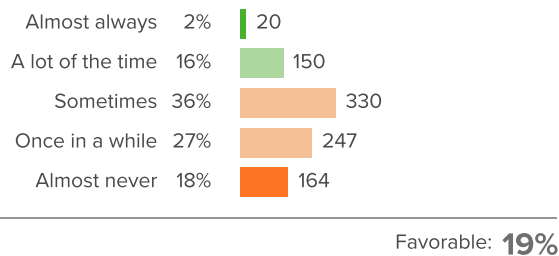
### Q.3: How interested are you in your classes?



### Q.4: In your classes, how excited are you to participate?



### Q.5: When you are not in school, how often do you talk about ideas from your classes?





# School Rigorous Expectations

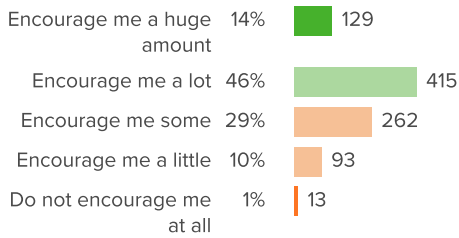
Your average

# 55%

913 responses

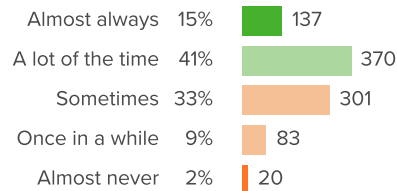
## How did people respond?

### Q.1: How much do your teachers encourage you to do your best?



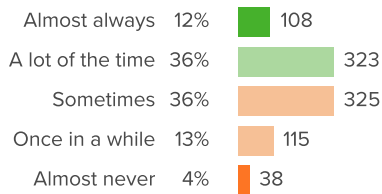
Favorable: **60%**

### Q.2: How often do your teachers ask you to explain your answers?



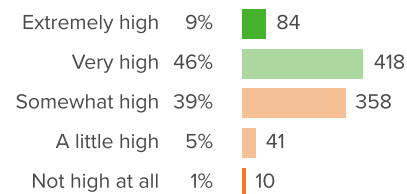
Favorable: **56%**

### Q.3: How often do your teachers take time to make sure you understand your schoolwork?



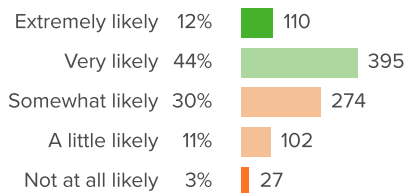
Favorable: **47%**

### Q.4: How high are your teachers' expectations of you?



Favorable: **55%**

### Q.5: When you feel like giving up, how likely is it that your teachers will ask you to keep trying?



Favorable: **56%**



# School Safety

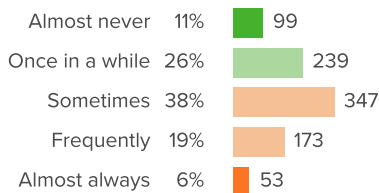
Your average

# 67%

913 responses

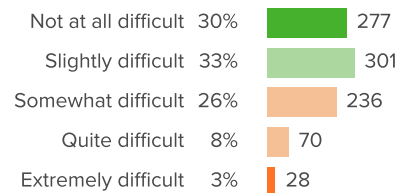
## How did people respond?

**Q.1: How often are people disrespectful to others at your school?**



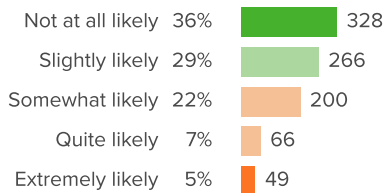
Favorable: **37%**

**Q.2: If a student is bullied in school, how difficult is it for him/her to get help from an adult?**



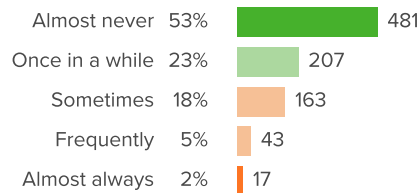
Favorable: **63%**

**Q.3: How likely is it that someone from your school will bully you online?**



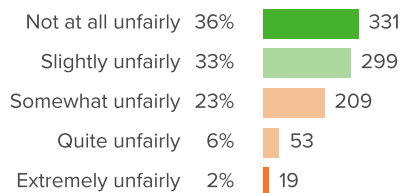
Favorable: **65%**

**Q.4: How often do you worry about violence at your school?**



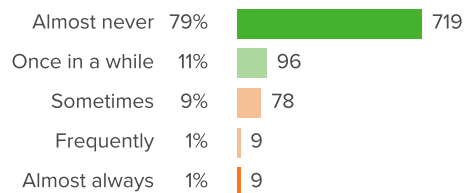
Favorable: **76%**

**Q.5: At your school, how unfairly do the adults treat the students?**



Favorable: **69%**

**Q.6: How often do students get into physical fights at your school?**



Favorable: **89%**



# School Teacher-Student Relationships

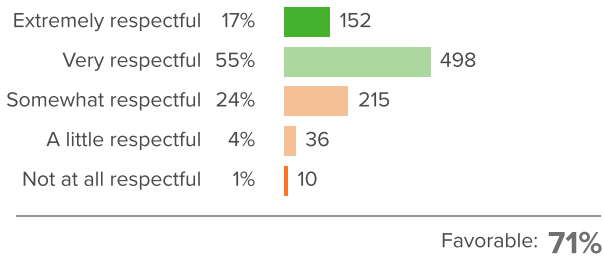
Your average

# 43%

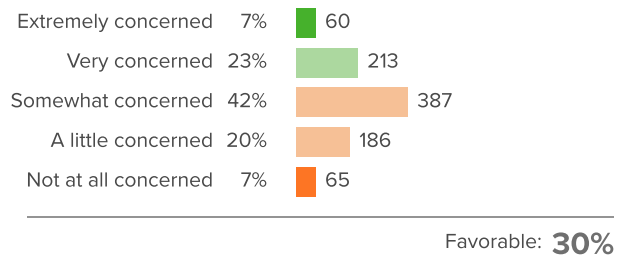
913 responses

## How did people respond?

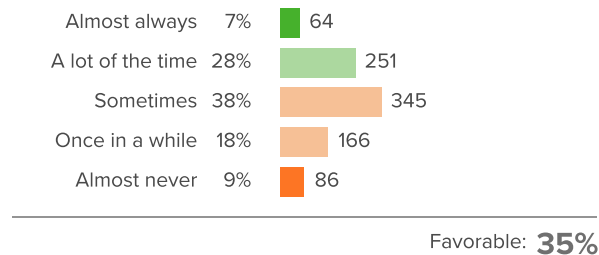
### Q.1: How respectful are your teachers towards you?



### Q.2: If you were upset when you came into class, how concerned would your teachers be?



### Q.3: When your teachers ask, "How are you?", how often do you feel they really want to know your answer?



### Q.4: How excited would you be if you could have your same teachers in the next grade too?

