



Silva Valley
Elementary School

3001 Golden Eagle Ln.
El Dorado Hills, CA 95762
P: (916) 933-3767
www.buckeyeusd.org/sves



DECEMBER NEWSLETTER

Dates of Interest

- 12/5—5th Grade Field Trip to Court House**
- 12/9—12/13—Candy Grams on sale after school**
- 12/17—3rd Grade Field trip to B Street Theatre**
- 12/18—Candy Grams due back to school**
- 12/20—School Assembly- Holiday Singalong**
- 12/20—Spirit Day: Pajama Day**
- 12/20—Candy Grams go home**
- 12/23—1/6—NO SCHOOL— Winter Break**

In This Issue

- ◆ **Principal's Message**
- ◆ **December Calendar**
- ◆ **Candy Grams**
- ◆ **Winter Wish 2024**
- ◆ **PTA Updates**
- ◆ **Library News**
- ◆ **iReady Family Guide**
- ◆ **Book Fair Flyer**

Principal's Message

Dear Silva Valley Parents and Families,

I hope all Silva Valley families had a relaxing, safe, and enjoyable Thanksgiving!

The majority of parents are aware (hopefully) that our curriculum for math and reading/language arts is called iReady. One component of the iReady program is the iReady *Personalized Instruction* which provides students with lessons based on their individual skill level so students can learn at a pace that suits their instructional level. We commonly refer to this as MyPath and I want to make sure that parents are aware of the school expectations for MyPath. Students are expected to complete MyPath math for 30 - 49 minutes and complete two lessons weekly. For MyPath reading, students are expected to complete 30 - 49 minutes weekly and the number of lessons that should be completed will vary by grade level. Students can access their MyPath from home through the Clever portal. Students in grades 1 - 5 took a diagnostic assessment at the beginning of the school year with their classroom teacher in the areas of math and reading. Once the diagnostics were completed, students were given an individual path for reading and an individual path for math. Students are given time to complete their MyPath during the school day but may need additional time at home to complete. To learn more about MyPath, please see the attachments to this newsletter. All students (including Kindergarten) will be taking the diagnostic assessment again after Thanksgiving Break with their classroom teacher and your student's MyPath will be reset based on what they have learned so far. Please take some time to check in with your students to learn more about their MyPath progress. In my conversations with parents, I have learned that many parents are not familiar with the iReady Personalized Instruction piece of the curriculum. If you have any questions please feel free to contact me or your classroom teacher for assistance.

The lost and found racks, located in front of the office, are full of some great looking jackets. When you are on campus in the next few weeks, take some time to look through the lost and found racks for those missing jackets. Clothes that are not picked up will be donated over Winter Break.

Have a great holiday season! Go Golden Eagles!

Brandon Beadle, Principal



DECEMBER

SUNDAY	MONDAY	TUESDAY	WEDNESDAY	THURSDAY	FRIDAY	SATURDAY
				5th Grade Field Trip to Court House		
1	2	3	4	5	6	7
Candy Grams On Sale						
8	9	10	11	12	13	14
15	First Day of Las Posadas	3rd Grade Field Trip to B Street Theatre	Candy Grams Due		Pajama Day Candy Grams Go Home	21
22	Winter Break	Christmas Eve	First Day of Hanukkah Christmas Day	 First Day of Kwanzaa	Winter Break	Winter Break
29	Winter Break	New Year's Eve	Winter Break	Last Day of Hanukkah	Winter Break	Winter Break
30		31				

CANDY GRAMS ARE BACK AT SILVA VALLEY!

***SUPPORT STUDENT COUNCIL AND SPREAD SOME CHEER TO
YOUR FRIENDS HERE AT SILVA VALLEY BY PURCHASING
CANDY GRAMS!***

***YOU CAN PURCHASE CANDY GRAMS IN FRONT OF THE
OFFICE (AFTER SCHOOL ONLY) FROM MONDAY,
DECEMBER 9TH TO FRIDAY, DECEMBER 13TH.***

***YOU CAN TAKE THE CANDY GRAMS HOME, DECORATE THEM,
AND WRITE A SPECIAL MESSAGE FOR YOUR FRIENDS!***

***THE CANDY GRAMS ARE DUE BACK TO THE OFFICE NO LATER
THAN WEDNESDAY, DECEMBER 18TH.***

***STUDENT COUNCIL MEMBERS WILL ADD A SPECIAL TREAT TO
YOUR CANDY GRAMS AND DELIVER THEM TO CLASSROOMS
ON FRIDAY, DECEMBER 20TH.***

HOW MUCH DO THEY COST?

1 FOR \$1, 15 FOR \$12, 25 FOR \$20, AND 35 FOR \$25.



Silva Valley Winter Wish Gift Card Drive



To help spread kindness and goodwill this winter season, we'll be collecting gift cards for some of our Silva Valley families.

We're hoping for grocery, clothing, and everyday essential-type gift cards.


Gift Cards will be collected in your child's classroom.
December 4th-18th.



Thanks from Silva Valley
and
Kindness Crew!!!

DECEMBER
4th-18th

If you know of, or ARE a family in need of support, contact me at Lspencer-long@buckeyeusd.org



Silva Valley Elementary School Families!

Happy Holidays to each of you! We hope everyone enjoyed a nice and relaxing Thanksgiving break and are ready to finish off 2024 strong!

A huge thank you to the Silva Valley Elementary PTA members for their input on how PTA funds should be directed this school year. This is a tremendous help and we look forward to announcing where our funds will be spent soon.

Upcoming Silva Valley PTA Sponsored Events:

- December 19, 2024 - Teacher/Staff Holiday Lunch
 - December 20, 2024 - Holiday Sing-Along
- January 7, 2025 - General PTA Meeting via Zoom
 - January 10, 2025 - Family Glow Dance

Please contact any of us with questions or comments at silvavalleyptaedh@gmail.com.

Wishing each of you a wonderful Holiday Season!

Sincerely,

Teresa Abney – President | Heidi Hogan – Vice President

Megan Bledsoe – Secretary | Cherice Struve – Treasurer

Janelle Armer – Historian/Events Coordinator

Katherine Copeland – Parliamentarian

www.silvavalleypta.org





Dear Silva Valley Families,

Our Silva Valley students are checking out so many fun holiday-themed cooking and craft books, as well as cozy Fiction and interesting Nonfiction as the weather gets colder.

Things are going to go quickly once we get back from the Thanksgiving break. We have a couple of weeks before the Winter Break and then our Book Fair will be January 14th with Face in A Book. Stay tuned for signups to help set up, help kids book shop & check out and clean up after the fair. We can't have a successful Book Fair without the help of our amazing Silva Valley families and we appreciate your help so much every year. All proceeds go to buying new library books for our SV Library!

***REMINDER:** Please help your students to return books on time and in good condition.

LIBRARY DAYS BY CLASS:

Tues: Cannedy, Soetaert, Crowson, LaBass

Wed: Newman, Newberg, Delehanty, Macke

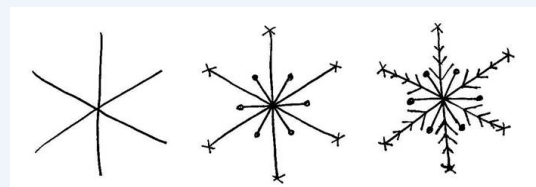
Thurs: Locher, Alameda, Berringer, Repstad

Fri: Gordon, Ross, Boeker, Pope

If you want to support our library before the book fair, I do have an amazon wishlist:
https://www.amazon.com/hz/wishlist/ls/2LWEK56E92IBI?ref_=wl_share

Happy Holiday!

Mrs. Goodman
Library Associate, Silva Valley Elementary
916-933-3767 x 2740
hgoodman@buckeyeusd.org



What is *i-Ready*?

i-Ready is an online program for reading and/or mathematics that will help your student's teacher(s) determine your student's opportunities for growth, personalize their learning, and monitor progress throughout the school year.

i-Ready allows your teacher(s) to meet your student exactly where they are and provides data to increase your student's learning gains. *i-Ready* consists of two parts:

The *i-Ready Diagnostic*

Is an adaptive assessment that adjusts its questions to suit your student's instructional priorities. Each item a student sees is individualized based on their answer to the previous question. For example, a series of correct answers will result in slightly harder questions, while a series of incorrect answers will yield slightly easier questions.

i-Ready Personalized Instruction

Provides students with lessons based on their individual skill level and opportunities for improvement, so your student can learn at a pace that is just right for them. These lessons are fun and interactive to keep your student engaged as they learn.



How do I log in?

From a Computer:

- If your student's district/school:
 - **Uses a portal**, your student should log in using their district's/school's portal credentials and then click on the *i-Ready* icon
 - **Does NOT use a portal**, your student should visit i-ReadyConnect.com and log in to *i-Ready* directly on a computer using the credentials provided by their teacher(s)

Access the [Technical and Troubleshooting Guide for Families](#) or visit i-Ready.com/Support to confirm that your device and internet connection meet *i-Ready System Requirements*.

On an iPad®:

- **Download the free *i-Ready Connect™ for Students* app** from the App Store®. For the 2024–2025 school year, your student's iPad must be compatible with iPadOS® 17.3 or above. For more information, please see the [i-Ready Connect System Requirements](#).
- If your student's district/school:
 - **Uses Clever®**, download the Clever app, log in using their district's/school's portal credentials, and click on the *i-Ready* icon
 - **Uses a portal that is NOT Clever**, students should open the Safari® browser, enter their district's/school's portal URL, log in, and click on the *i-Ready* icon
 - **Does not use a portal**, they should open the *i-Ready Connect for Students* app and log in to *i-Ready* using the credentials provided by their teacher(s)

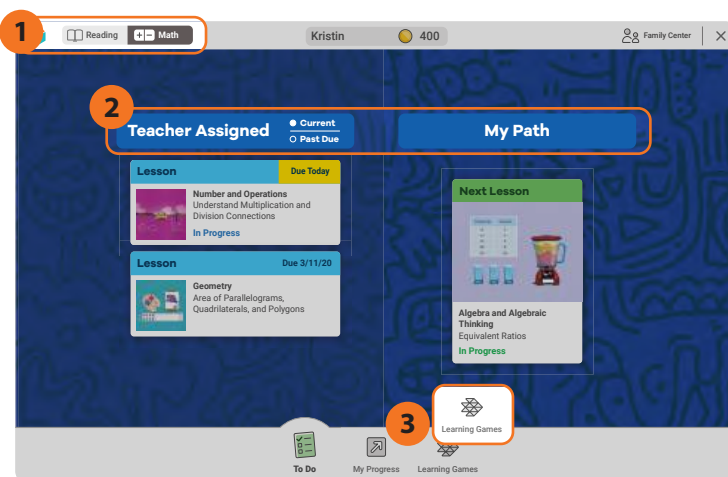
iPad®, App Store®, iPadOS®, and Safari® are registered trademarks of Apple, Inc. Clever® is a registered trademark of Clever, Inc.

How do I get my student started?

If your student's school has advised what they should work on, follow this guidance to keep your student's learning aligned with the current curriculum.

Within the *i-Ready* program, your student will be able to select:

1. **Reading or Mathematics Lessons:** Note that some schools will have purchased just one subject, in which case your student will only see that option on their screen.
2. **My Path Lessons or Teacher-Assigned Lessons:** My Path lessons are assigned to your student based on their latest results on the *i-Ready* Diagnostic. Note that Teacher-Assigned Lessons will only appear as a choice on the screen if a teacher has manually assigned lessons.

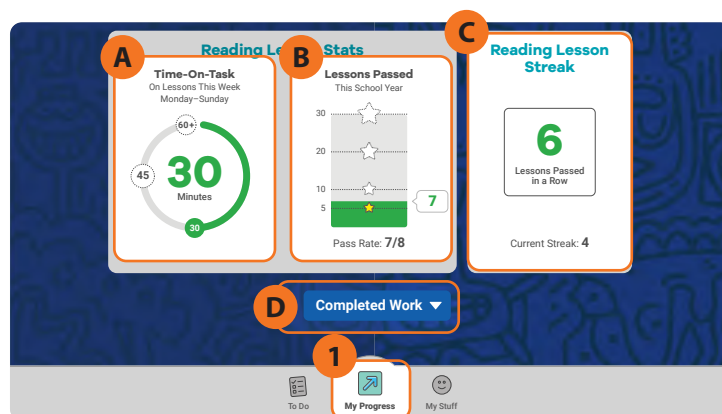


3. **Learning Games:** These games help your student build mathematics skills in fun ways. To access the games, your student will need to choose Math in the upper left-hand corner of the To Do screen and then click on Learning Games in the bottom navigation bar. Note that Learning Games are available to students if the school is using *i-Ready* Personalized Instruction for Mathematics and has enabled the use of the games for students.

Where can my student and I see the progress being made?

1. You and your student can monitor progress by clicking on **My Progress** in the bottom navigation bar. **On the My Progress page, you will be able to see:**

- a. **Time-On-Task:** The number of minutes your student has spent this week (Monday–Sunday) on *i-Ready* Personalized Instruction
- b. **Lessons Passed:** The total number of lessons your student has passed this school year
- c. **Lesson Streak:** How many lessons your student has passed in a row
- d. **Completed Work:** The name and quiz score for each lesson your student has taken



How can I see how my student performed on the *i-Ready Diagnostic*?

Once your student has completed the Diagnostic, their teacher has access to your student's results. The teacher may share the results with you in a parent conference, by sending you a copy of the report, or by providing a code you can use to access the For Families Report on your student's dashboard (if your district uses this method). For more information and support, visit the [i-Ready Family Center: Understand Your Student's Diagnostic Results](#).

If Your District Does Not Use the For Families Report

If your district does not use the For Families Report on the student dashboard, the teacher may share the results with you directly as described above. For more information, you will see a link to the [i-Ready Family Center](#) on your student's dashboard where you can find resources and helpful tools to understand your student's results and help support them at home.

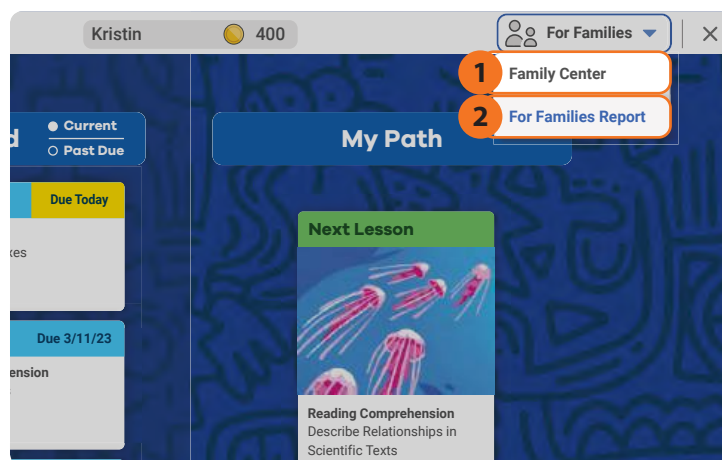
If Your District Uses the For Families Report

If your district uses the For Families Report on the student dashboard, you can access the report to see how your student performed on the Diagnostic. Have your student sign in to *i-Ready* and you will see For Families in the upper right-hand corner. When you select it, you will see two options: Family Center and For Families Report:

1. **Family Center** links to resources and helpful tools to support your student at home.
2. **For Families Report** allows you to view your student's results.

Ensure you have the District Report Code shared by your student's teacher or school to access their results.

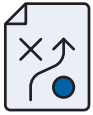
Use [Understanding Your Student's i-Ready Diagnostic Results](#) to learn more about each section of the report.





Explain

Explain to your student how working on *i-Ready* will help their teacher(s) figure out what to teach them and how to better support them while also helping them focus their learning on exactly what they need.



Make a Plan

Make a plan with your student for how to spend their time at home and when they will work on their learning activities. It can be helpful to put the plan in writing and post it somewhere visible. As you make the plan, follow any guidance you received from your student's teacher(s) on what they should work on.



Share

Share the experience with your student. Both of you can become familiar with the different parts of the [student dashboard](#), and you can learn with your student as they complete a lesson.



Encourage

Encourage your student to take each lesson and quiz question seriously. Emphasize “thinking before clicking” because just clicking through will not be a productive use of their time nor reflect what they actually know. Remind your student to read passages in their entirety, use paper and pencil to solve math problems, and use the tools that appear at the bottom of the screen in some lessons.



Track and Discuss Progress

Regularly review progress with your student using the My Progress page. Please ask your student's teacher(s) for guidance on how many minutes they should spend on lessons each week, as schools have discretion on what they assign. Our recommendation is that your student should aim for 45 minutes of *i-Ready Personalized Instruction* per subject per week while passing at least 70 percent of lessons.



Celebrate

Celebrate your student's progress. Celebrating milestones, such as passing a lesson or reaching a specific goal, can help keep your student motivated. You can share celebrations with the rest of the family and even decide on a fun activity as a reward. You can use these [data trackers](#) as you and your student discuss and keep track of progress.



Follow the Teacher's Guidance

Follow the teacher's guidance as you plan how your student will spend their learning time. Your student's teacher is your best resource for ensuring there is variety in the activities your student works on beyond the time they spend on online learning.



FACE IN A BOOK & SVPTA PRESENTS



BOOK FAIR

JANUARY 14-17

PREVIEW DAYS

JANUARY

14TH & 15TH



SHOPPING DAYS

JANUARY

16TH & 17TH

