

FINAL GENERAL FUND BUDGET

Fiscal Year 2024-2025

General Fund Budget Approval

Date of Adoption of the General Fund Budget: 06/24/2024


President of the Board - Original Signature Required



Date

6/24/2024

Secretary of the Board - Original Signature Required



Date

6/24/2024

Chief School Administrator - Original Signature Required

Christopher Ursu

(412)732-3300

Extn :

Contact Person

Telephone

Extension

chris.ursu@northgatesd.net

Email Address

CERTIFICATION OF ESTIMATED ENDING FUND BALANCE FROM 2024-2025 GENERAL FUND BUDGET

24 PS 6-688

(10/2010)

| | | |
|-----------------------------------|-----------------------|--------------------|
| SCHOOL DISTRICT : Northgate SD | COUNTY : Allegheny | AUN : 103026873 |
|-----------------------------------|-----------------------|--------------------|

No school district shall approve an increase in real property taxes unless it has adopted a budget that includes an estimated, ending unreserved undesignated fund balance (unassigned) less than the specified percentage of its total budgeted expenditures:

| Total Budgeted Expenditures | Fund Balance % Limit (less than) |
|---------------------------------------|-------------------------------------|
| Less Than or Equal to \$11,999,999 | 12.0% |
| Between \$12,000,000 and \$12,999,999 | 11.5% |
| Between \$13,000,000 and \$13,999,999 | 11.0% |
| Between \$14,000,000 and \$14,999,999 | 10.5% |
| Between \$15,000,000 and \$15,999,999 | 10.0% |
| Between \$16,000,000 and \$16,999,999 | 9.5% |
| Between \$17,000,000 and \$17,999,999 | 9.0% |
| Between \$18,000,000 and \$18,999,999 | 8.5% |
| Greater Than or Equal to \$19,000,000 | 8.0% |

Did you raise property taxes in SY 2024-2025 (compared to 2023-2024) ?

Yes

No

If yes, see information below, taken from the 2024-2025 General Fund Budget.



| | |
|--|------------|
| Total Budgeted Expenditures | \$30217312 |
| Ending Unassigned Fund Balance | \$2110954 |
| Ending Unassigned Fund Balance as a percentage (%) of Total Budgeted Expenditures | 6.98% |

The Estimated Ending Unassigned Fund Balance is within the allowable limits.

Yes

No

I hereby certify that the above information is accurate and complete.

| | |
|--|---|
| SIGNATURE OF SUPERINTENDENT  | DATE  |
|--|---|

DUE DATE: AUGUST 15, 2024

CERTIFICATION OF USE OF PDE-2028
FOR PUBLIC INSPECTION OF 2024-2025 PROPOSED BUDGET


24 PS 6-687(a)(1)

(03/2006)

| | | |
|---|------------------------------|----------------------------------|
| School District Name : Northgate SD | County : Allegheny | AUN Number : 103026873 |
|---|------------------------------|----------------------------------|

Section 687(a)(1) of the School Code requires the president of the board of school directors of each school district to certify to the Department of Education that the proposed budget was prepared, presented and will be made available for public inspection using the uniform form prepared and furnished by the Department of Education.

I hereby certify that the above information is accurate and complete.

| | |
|---|-----------------------------|
| SIGNATURE OF SCHOOL BOARD PRESIDENT  | DATE May 13, 2024 |
|---|-----------------------------|

DUE DATE: IMMEDIATELY FOLLOWING
ADOPTION OF PROPOSED
FINAL GENERAL FUND BUDGET

| <u>Val Number</u> | <u>Description</u> | <u>Justification</u> |
|-------------------|---|---|
| 8080 | Ending Fund Balance Entry and Budgetary Reserve: If 0850 Estimated Ending Unassigned Fund Balance is not equal to 0, a justification must be entered below. | The district maintains a reasonable unassigned fund balance to ensure that it can meet its short-term obligations and remain solvent. |
| 8160 | Ending Fund Balance Entry and Budgetary Reserve: If 0840 Assigned Fund Balance is not equal to 0, a justification must be entered below. | The district assigns portions of its fund balance for specific needs such as major building projects. |

| <u>ITEM</u> | <u>AMOUNTS</u> |
|--|----------------------------|
| Estimated Beginning Unreserved Fund Balance Available for Appropriation and Reserves Scheduled For Liquidation During The Fiscal Year | |
| 0810 Nonspendable Fund Balance | |
| 0820 Restricted Fund Balance | |
| 0830 Committed Fund Balance | |
| 0840 Assigned Fund Balance | 10,000,000 |
| 0850 Unassigned Fund Balance | 1,955,072 |
| Total Estimated Beginning Unreserved Fund Balance Available for Appropriation and Reserves Scheduled For Liquidation During The Fiscal Year | <u>\$11,955,072</u> |
| Estimated Revenues And Other Financing Sources | |
| 6000 Revenue from Local Sources | 16,917,831 |
| 7000 Revenue from State Sources | 10,482,530 |
| 8000 Revenue from Federal Sources | 972,833 |
| 9000 Other Financing Sources | |
| Total Estimated Revenues And Other Financing Sources | <u>\$28,373,194</u> |
| Total Estimated Fund Balance, Revenues, and Other Financing Sources Available for Appropriation | <u>\$40,328,266</u> |

Amount

REVENUE FROM LOCAL SOURCES

| | |
|--|------------|
| 6111 Current Real Estate Taxes | 12,858,663 |
| 6113 Public Utility Realty Taxes | 14,000 |
| 6140 Current Act 511 Taxes - Flat Rate Assessments | 11,600 |
| 6150 Current Act 511 Taxes - Proportional Assessments | 2,265,000 |
| 6400 Delinquencies on Taxes Levied / Assessed by the LEA | 1,000,000 |
| 6500 Earnings on Investments | 440,150 |
| 6700 Revenues from LEA Activities | 17,000 |
| 6800 Revenues from Intermediary Sources / Pass-Through Funds | 272,644 |
| 6910 Rentals | 33,418 |
| 6990 Refunds and Other Miscellaneous Revenue | 5,356 |

REVENUE FROM LOCAL SOURCES \$16,917,831

REVENUE FROM STATE SOURCES

| | |
|--|-----------|
| 7111 Basic Education Funding-Formula | 4,907,887 |
| 7160 Tuition for Orphans Subsidy | 5,750 |
| 7271 Special Education funds for School-Aged Pupils | 1,171,382 |
| 7292 Pre-K Counts | 190,000 |
| 7311 Pupil Transportation Subsidy | 152,550 |
| 7330 Health Services (Medical, Dental, Nurse, Act 25) | 18,400 |
| 7340 State Property Tax Reduction Allocation | 1,057,186 |
| 7360 Safe Schools | 179,390 |
| 7506 PAsmart Grants | 201,103 |
| 7810 State Share of Social Security and Medicare Taxes | 457,663 |
| 7820 State Share of Retirement Contributions | 2,141,219 |

REVENUE FROM STATE SOURCES \$10,482,530

REVENUE FROM FEDERAL SOURCES

| | |
|--|---------|
| 8514 Title I - Improving the Academic Achievement of the Disadvantaged | 372,903 |
| 8515 Title II - Preparing, Training, and Recruiting High Quality Teachers and Principals | 44,465 |
| 8517 Title IV - 21st Century Schools | 6,949 |
| 8751 ARP ESSER Learning Loss | 87,117 |
| 8752 ARP ESSER Summer Programs | 17,423 |
| 8753 ARP ESSER Afterschool Programs | 17,423 |
| 8754 ARP ESSER Homeless Children and Youth Funds | 6,699 |
| 8755 ARP ESSER Emergency Relief for Other Educational Entities | 14,006 |
| 8810 School-Based Access Medicaid Reimbursement Program (SBAP) Reimbursements (Access) | 402,648 |

Amount

REVENUE FROM FEDERAL SOURCES

8820 Medical Assistance Reimbursement for Administrative Claiming (Quarterly) Program 3,200

REVENUE FROM FEDERAL SOURCES \$972,833

TOTAL ESTIMATED REVENUES AND OTHER SOURCES 28,373,194

Act 1 Index (current): 6.8%

Calculation Method:

Rate

| | |
|---|--------------------|
| Approx. Tax Revenue from RE Taxes: | \$12,858,663 |
| Amount of Tax Relief for Homestead Exclusions | <u>\$1,057,186</u> |
| Total Approx. Tax Revenue: | \$13,915,849 |
| Approx. Tax Levy for Tax Rate Calculation: | \$14,911,926 |

Allegheny

Total

| 2023-24 Data | | |
|---|----------------|---------------|
| a. Assessed Value | \$509,291,143 | \$509,291,143 |
| b. Real Estate Mills | 27.8700 | |
| I. 2024-25 Data | | |
| c. 2022 STEB Market Value | \$512,279,993 | \$512,279,993 |
| d. Assessed Value | \$519,398,343 | \$519,398,343 |
| e. Assessed Value of New Constr/ Renov | \$0 | \$0 |
| 2023-24 Calculations | | |
| f. 2023-24 Tax Levy | \$14,193,944 | \$14,193,944 |
| (a * b) | | |
| 2024-25 Calculations | | |
| g. Percent of Total Market Value | 100.00000% | 100.00000% |
| h. Rebalanced 2023-24 Tax Levy | \$14,193,944 | \$14,193,944 |
| (f Total * g) | | |
| i. Base Mills Subject to Index | 27.8700 | |
| (h / a * 1000) if no reassessment | | |
| (h / (d-e) * 1000) if reassessment | | |
| Calculation of Tax Rates and Levies Generated | | |
| j. Weighted Avg. Collection Percentage | 92.81057% | 92.81057% |
| k. Tax Levy Needed | \$14,911,926 | \$14,911,926 |
| (Approx. Tax Levy * g) | | |
| I. 2024-25 Real Estate Tax Rate | 28.7100 | |
| (k / d * 1000) | | |
| III. m. Tax Levy Generated by Mills | \$14,911,926 | \$14,911,926 |
| (l / 1000 * d) | | |
| n. Tax Levy minus Tax Relief for Homestead Exclusions | | \$13,854,740 |
| (m - Amount of Tax Relief for Homestead Exclusions) | | |
| o. Net Tax Revenue Generated By Mills | | \$12,858,663 |
| (n * Est. Pct. Collection) | | |

Act 1 Index (current): 6.8%

| | | |
|--|---------------------------|--------------|
| Calculation Method: | Rate | |
| Approx. Tax Revenue from RE Taxes: | \$12,858,663 | |
| Amount of Tax Relief for Homestead Exclusions | <u>\$1,057,186</u> | |
| Total Approx. Tax Revenue: | \$13,915,849 | |
| Approx. Tax Levy for Tax Rate Calculation: | \$14,911,926 | |
| | Allegheny | Total |

| | | |
|---|--------------|--------------|
| Index Maximums | | |
| p. Maximum Mills Based On Index (i * (1 + Index)) | 29.7651 | |
| q. Mills In Excess of Index (if (l > p), (l - p)) | 0.0000 | |
| r. Maximum Tax Levy Based On Index (p / 1000 * d) | \$15,459,944 | \$15,459,944 |
| IV. s. Millage Rate within Index? (If l > p Then No) | Yes | |
| t. Tax Levy In Excess of Index (if (m > r), (m - r)) | \$0 | \$0 |
| u. Tax Revenue In Excess of Index (t * Est. Pct. Collection) | \$0 | \$0 |

| | | |
|---|-------------|----------|
| Information Related to Property Tax Relief | | |
| V. Assessed Value Exclusion per Homestead | \$15,510.92 | |
| Number of Homestead/Farmstead Properties | 2374 | 2374 |
| Median Assessed Value of Homestead Properties | | \$98,000 |

Act 1 Index (current): 6.8%

| | |
|--|---------------------------|
| Calculation Method: | Rate |
| Approx. Tax Revenue from RE Taxes: | \$12,858,663 |
| Amount of Tax Relief for Homestead Exclusions | <u>\$1,057,186</u> |
| Total Approx. Tax Revenue: | \$13,915,849 |
| Approx. Tax Levy for Tax Rate Calculation: | \$14,911,926 |

| | |
|------------------|--------------|
| Allegheny | Total |
|------------------|--------------|

| | | | | | |
|---|-------------|----------------------|-----|--|--------------------|
| State Property Tax Reduction Allocation used for: Homestead Exclusions | \$1,057,186 | Lowering RE Tax Rate | \$0 | | \$1,057,186 |
| Prior Year State Property Tax Reduction Allocation used for: Homestead Exclusions | \$0 | | | | \$0 |
| Amount of Tax Relief from State/Local Sources | | | | | \$1,057,186 |

CODE

6111 Current Real Estate Taxes

| <u>County Name</u> | <u>Taxable Assessed Value</u> | <u>Real Estate Mills</u> | <u>Tax Levy Generated by Mills</u> | <u>Amount of Tax Relief for Homestead Exclusions</u> | <u>Tax Levy Minus Homestead Exclusions</u> | <u>Percent Collected</u> | <u>Net Tax Revenue Generated By Mills</u> |
|--------------------|-------------------------------|--------------------------|------------------------------------|--|--|--------------------------|---|
| Allegheny | 519,398,343 | 28.7100 | 14,911,926 | | | 92.81057% | |
| Totals: | 519,398,343 | | 14,911,926 | 1,057,186 | 13,854,740 | 92.81057% | 12,858,663 |

| | <u>Rate</u> | | <u>Estimated Revenue</u> |
|---|-------------|------------------------------|--------------------------|
| 6120 <u>Current Per Capita Taxes, Section 679</u> | \$0.00 | | 0 |
| 6140 <u>Current Act 511 Taxes – Flat Rate Assessments</u> | <u>Rate</u> | <u>Add'l Rate (if appl.)</u> | <u>Tax Levy</u> |
| 6141 Current Act 511 Per Capita Taxes | \$0.00 | \$0.00 | 0 |
| 6142 Current Act 511 Occupation Taxes – Flat Rate | \$0.00 | \$0.00 | 0 |
| 6143 Current Act 511 Local Services Taxes | \$5.00 | \$0.00 | 11,600 |
| 6144 Current Act 511 Trailer Taxes | \$0.00 | \$0.00 | 0 |
| 6145 Current Act 511 Business Privilege Taxes – Flat Rate | \$0.00 | \$0.00 | 0 |
| 6146 Current Act 511 Mechanical Device Taxes – Flat Rate | \$0.00 | \$0.00 | 0 |
| 6149 Current Act 511 Taxes, Other Flat Rate Assessments | \$0.00 | \$0.00 | 0 |

Total Current Act 511 Taxes – Flat Rate Assessments 11,600 11,600

| | <u>Rate</u> | <u>Add'l Rate (if appl.)</u> | <u>Tax Levy</u> | <u>Estimated Revenue</u> |
|--|-------------|------------------------------|-----------------|--------------------------|
| 6150 <u>Current Act 511 Taxes – Proportional Assessments</u> | | | | |
| 6151 Current Act 511 Earned Income Taxes | 0.500% | 0.000% | 2,065,000 | 2,065,000 |
| 6152 Current Act 511 Occupation Taxes | 0.000 | 0.000 | 0 | 0 |
| 6153 Current Act 511 Real Estate Transfer Taxes | 0.500% | 0.000% | 200,000 | 200,000 |
| 6154 Current Act 511 Amusement Taxes | 0.000% | 0.000% | 0 | 0 |
| 6155 Current Act 511 Business Privilege Taxes | 0.000 | 0.000 | 0 | 0 |
| 6156 Current Act 511 Mechanical Device Taxes – Percentage | 0.000% | 0.000% | 0 | 0 |
| 6157 Current Act 511 Mercantile Taxes | 0.000 | 0.000 | 0 | 0 |
| 6159 Current Act 511 Taxes, Other Proportional Assessments | 0 | 0 | 0 | 0 |

Total Current Act 511 Taxes – Proportional Assessments 2,265,000 2,265,000

Total Act 511, Current Taxes 2,276,600

| | | | |
|---------------------------------|---------------------|--------------|--------------------|
| Act 511 Tax Limit --> | 512,279,993 | 12 | 6,147,360 |
| | Market Value | Mills | (511 Limit) |

| Tax Function | Description | Tax Rate Charged in: | | Percent Change in Rate | Less than or equal to Index | Index | Additional Tax Rate Charged in: | | Percent Change in Rate | Less than or equal to Index |
|--------------|---|----------------------|---------|------------------------|-----------------------------|-------|---------------------------------|---------|------------------------|-----------------------------|
| | | 2023-24 (Rebalanced) | 2024-25 | | | | 2023-24 (Rebalanced) | 2024-25 | | |
| 6111 | <u>Current Real Estate Taxes</u> Allegheny | 27.8700 | 28.7100 | 3.02% | Yes | 6.8% | | | | |
| | <u>Current Act 511 Taxes – Flat Rate Assessments</u> | | | | | | | | | |
| 6143 | Current Act 511 Local Services Taxes <u>Current Act 511 Taxes – Proportional Assessments</u> | \$5.00 | \$5.00 | 0.00% | Yes | 6.8% | | | | |
| 6151 | Current Act 511 Earned Income Taxes | 0.500% | 0.500% | 0.00% | Yes | 6.8% | | | | |
| 6153 | Current Act 511 Real Estate Transfer Taxes | 0.500% | 0.500% | 0.00% | Yes | 6.8% | | | | |

| <u>Description</u> | <u>Amount</u> |
|--|---------------------|
| 1000 Instruction | |
| 1100 Regular Programs - Elementary / Secondary | 11,658,991 |
| 1200 Special Programs - Elementary / Secondary | 5,025,270 |
| 1300 Vocational Education | 927,957 |
| 1400 Other Instructional Programs - Elementary / Secondary | 909,944 |
| 1800 Pre-Kindergarten | 192,569 |
| Total Instruction | \$18,714,731 |
| 2000 Support Services | |
| 2100 Support Services - Students | 1,298,176 |
| 2200 Support Services - Instructional Staff | 1,295,509 |
| 2300 Support Services - Administration | 2,059,867 |
| 2400 Support Services - Pupil Health | 321,914 |
| 2500 Support Services - Business | 536,986 |
| 2600 Operation and Maintenance of Plant Services | 2,838,165 |
| 2700 Student Transportation Services | 921,000 |
| 2800 Support Services - Central | 391,888 |
| 2900 Other Support Services | 14,186 |
| Total Support Services | \$9,677,691 |
| 3000 Operation of Non-Instructional Services | |
| 3200 Student Activities | 520,563 |
| 3300 Community Services | 79,116 |
| Total Operation of Non-Instructional Services | \$599,679 |
| 4000 Facilities Acquisition, Construction and Improvement Services | |
| 4000 Facilities Acquisition, Construction and Improvement Services | 804,199 |
| Total Facilities Acquisition, Construction and Improvement Services | \$804,199 |
| 5000 Other Expenditures and Financing Uses | |
| 5100 Debt Service / Other Expenditures and Financing Uses | 421,012 |
| Total Other Expenditures and Financing Uses | \$421,012 |
| Total Estimated Expenditures and Other Financing Uses | \$30,217,312 |

2024-2025 Final General Fund Budget

LEA : 103026873 Northgate SD

Printed 6/25/2024 11:00:08 AM

| <u>Description</u> | <u>Amount</u> |
|--|---------------------|
| 1000 Instruction | |
| 1100 <u>Regular Programs - Elementary / Secondary</u> | |
| 100 Personnel Services - Salaries | 5,917,257 |
| 200 Personnel Services - Employee Benefits | 4,162,255 |
| 300 Purchased Professional and Technical Services | 425,738 |
| 400 Purchased Property Services | 1,700 |
| 500 Other Purchased Services | 839,949 |
| 600 Supplies | 296,074 |
| 700 Property | 15,000 |
| 800 Other Objects | 1,018 |
| Total Regular Programs - Elementary / Secondary | \$11,658,991 |
| 1200 <u>Special Programs - Elementary / Secondary</u> | |
| 100 Personnel Services - Salaries | 1,786,924 |
| 200 Personnel Services - Employee Benefits | 1,116,114 |
| 300 Purchased Professional and Technical Services | 250,775 |
| 500 Other Purchased Services | 1,837,051 |
| 600 Supplies | 34,406 |
| Total Special Programs - Elementary / Secondary | \$5,025,270 |
| 1300 <u>Vocational Education</u> | |
| 100 Personnel Services - Salaries | 208,946 |
| 200 Personnel Services - Employee Benefits | 143,498 |
| 500 Other Purchased Services | 575,098 |
| 600 Supplies | 415 |
| Total Vocational Education | \$927,957 |
| 1400 <u>Other Instructional Programs - Elementary / Secondary</u> | |
| 100 Personnel Services - Salaries | 402,405 |
| 200 Personnel Services - Employee Benefits | 261,456 |
| 300 Purchased Professional and Technical Services | 236,858 |
| 500 Other Purchased Services | 8,225 |
| 600 Supplies | 1,000 |
| Total Other Instructional Programs - Elementary / Secondary | \$909,944 |
| 1800 <u>Pre-Kindergarten</u> | |
| 100 Personnel Services - Salaries | 113,231 |
| 200 Personnel Services - Employee Benefits | 74,518 |
| 600 Supplies | 4,820 |
| Total Pre-Kindergarten | \$192,569 |
| Total Instruction | \$18,714,731 |
| 2000 Support Services | |
| 2100 <u>Support Services - Students</u> | |
| 100 Personnel Services - Salaries | 705,860 |
| 200 Personnel Services - Employee Benefits | 490,820 |
| 300 Purchased Professional and Technical Services | 64,828 |
| 500 Other Purchased Services | 4,410 |
| 600 Supplies | 32,258 |

| <u>Description</u> | <u>Amount</u> |
|--|--------------------|
| Total Support Services - Students | \$1,298,176 |
| 2200 <u>Support Services - Instructional Staff</u> | |
| 100 Personnel Services - Salaries | 488,383 |
| 200 Personnel Services - Employee Benefits | 321,388 |
| 300 Purchased Professional and Technical Services | 104,150 |
| 400 Purchased Property Services | 5,000 |
| 500 Other Purchased Services | 10,745 |
| 600 Supplies | 306,086 |
| 700 Property | 57,912 |
| 800 Other Objects | 1,845 |
| Total Support Services - Instructional Staff | \$1,295,509 |
| 2300 <u>Support Services - Administration</u> | |
| 100 Personnel Services - Salaries | 973,800 |
| 200 Personnel Services - Employee Benefits | 628,514 |
| 300 Purchased Professional and Technical Services | 246,539 |
| 500 Other Purchased Services | 122,185 |
| 600 Supplies | 57,860 |
| 800 Other Objects | 30,969 |
| Total Support Services - Administration | \$2,059,867 |
| 2400 <u>Support Services - Pupil Health</u> | |
| 100 Personnel Services - Salaries | 181,083 |
| 200 Personnel Services - Employee Benefits | 124,293 |
| 300 Purchased Professional and Technical Services | 595 |
| 500 Other Purchased Services | 100 |
| 600 Supplies | 15,843 |
| Total Support Services - Pupil Health | \$321,914 |
| 2500 <u>Support Services - Business</u> | |
| 100 Personnel Services - Salaries | 242,271 |
| 200 Personnel Services - Employee Benefits | 167,403 |
| 300 Purchased Professional and Technical Services | 40,428 |
| 500 Other Purchased Services | 14,018 |
| 600 Supplies | 70,700 |
| 800 Other Objects | 2,166 |
| Total Support Services - Business | \$536,986 |
| 2600 <u>Operation and Maintenance of Plant Services</u> | |
| 100 Personnel Services - Salaries | 844,236 |
| 200 Personnel Services - Employee Benefits | 624,077 |
| 300 Purchased Professional and Technical Services | 56,170 |
| 400 Purchased Property Services | 609,110 |
| 500 Other Purchased Services | 98,869 |
| 600 Supplies | 520,476 |
| 700 Property | 66,750 |
| 800 Other Objects | 18,477 |
| Total Operation and Maintenance of Plant Services | \$2,838,165 |

LEA : 103026873 Northgate SD

Printed 6/25/2024 11:00:08 AM

| <u>Description</u> | <u>Amount</u> |
|--|--------------------|
| 2700 <u>Student Transportation Services</u> | |
| 500 Other Purchased Services | 921,000 |
| Total Student Transportation Services | \$921,000 |
| 2800 <u>Support Services - Central</u> | |
| 100 Personnel Services - Salaries | 69,453 |
| 200 Personnel Services - Employee Benefits | 57,098 |
| 300 Purchased Professional and Technical Services | 122,914 |
| 400 Purchased Property Services | 25,384 |
| 500 Other Purchased Services | 27,444 |
| 600 Supplies | 89,595 |
| Total Support Services - Central | \$391,888 |
| 2900 <u>Other Support Services</u> | |
| 500 Other Purchased Services | 14,186 |
| Total Other Support Services | \$14,186 |
| Total Support Services | \$9,677,691 |
| 3000 <u>Operation of Non-Instructional Services</u> | |
| 3200 <u>Student Activities</u> | |
| 100 Personnel Services - Salaries | 206,700 |
| 200 Personnel Services - Employee Benefits | 86,962 |
| 300 Purchased Professional and Technical Services | 39,755 |
| 400 Purchased Property Services | 11,300 |
| 500 Other Purchased Services | 59,654 |
| 600 Supplies | 114,054 |
| 700 Property | 2,138 |
| Total Student Activities | \$520,563 |
| 3300 <u>Community Services</u> | |
| 100 Personnel Services - Salaries | 43,680 |
| 200 Personnel Services - Employee Benefits | 18,377 |
| 300 Purchased Professional and Technical Services | 10,000 |
| 600 Supplies | 7,059 |
| Total Community Services | \$79,116 |
| Total Operation of Non-Instructional Services | \$599,679 |
| 4000 <u>Facilities Acquisition, Construction and Improvement Services</u> | |
| 4000 <u>Facilities Acquisition, Construction and Improvement Services</u> | |
| 400 Purchased Property Services | 804,199 |
| Total Facilities Acquisition, Construction and Improvement Services | \$804,199 |
| Total Facilities Acquisition, Construction and Improvement Services | \$804,199 |
| 5000 <u>Other Expenditures and Financing Uses</u> | |
| 5100 <u>Debt Service / Other Expenditures and Financing Uses</u> | |
| 800 Other Objects | 176,312 |
| 900 Other Uses of Funds | 244,700 |

| <u>Description</u> | <u>Amount</u> |
|---|---------------------|
| Total Debt Service / Other Expenditures and Financing Uses | \$421,012 |
| Total Other Expenditures and Financing Uses | \$421,012 |
| TOTAL EXPENDITURES | \$30,217,312 |

Cash and Short-Term Investments

06/30/2024 Estimate

06/30/2025 Projection

| | | |
|--|-----------|-----------|
| General Fund | 8,000,000 | 6,000,000 |
| Public Purpose (Expendable) Trust Fund | 60,000 | 58,000 |
| Other Comptroller-Approved Special Revenue Funds | | |
| Athletic / School-Sponsored Extra Curricular Activities Fund | 30,000 | 30,000 |
| Capital Reserve Fund - § 690, §1850 | | |
| Capital Reserve Fund - § 1431 | | |
| Other Capital Projects Fund | | |
| Debt Service Fund | | |
| Food Service / Cafeteria Operations Fund | 200,000 | 200,000 |
| Child Care Operations Fund | | |
| Other Enterprise Funds | | |
| Internal Service Fund | | |
| Private Purpose Trust Fund | | |
| Investment Trust Fund | | |
| Pension Trust Fund | | |
| Activity Fund | | |
| Other Agency Fund | | |
| Permanent Fund | | |

| | | |
|--|--------------------|--------------------|
| Total Cash and Short-Term Investments | \$8,290,000 | \$6,288,000 |
|--|--------------------|--------------------|

Long-Term Investments

06/30/2024 Estimate

06/30/2025 Projection

| | | |
|--|--|--|
| General Fund | | |
| Public Purpose (Expendable) Trust Fund | | |
| Other Comptroller-Approved Special Revenue Funds | | |
| Athletic / School-Sponsored Extra Curricular Activities Fund | | |
| Capital Reserve Fund - § 690, §1850 | | |
| Capital Reserve Fund - § 1431 | | |
| Other Capital Projects Fund | | |
| Debt Service Fund | | |
| Food Service / Cafeteria Operations Fund | | |
| Child Care Operations Fund | | |
| Other Enterprise Funds | | |
| Internal Service Fund | | |
| Private Purpose Trust Fund | | |
| Investment Trust Fund | | |
| Pension Trust Fund | | |
| Activity Fund | | |
| Other Agency Fund | | |

Long-Term Investments

06/30/2024 Estimate

06/30/2025 Projection

Permanent Fund

Total Long-Term Investments

| | | |
|-----------------------------------|--------------------|--------------------|
| TOTAL CASH AND INVESTMENTS | \$8,290,000 | \$6,288,000 |
|-----------------------------------|--------------------|--------------------|

Long-Term Indebtedness

06/30/2024 Estimate

06/30/2025 Projection

General Fund

- 0510 Bonds Payable
- 0520 Extended-Term Financing Agreements Payable
- 0530 Lease and Other Right-To-Use Obligations

- 0540 Accumulated Compensated Absences
- 0550 Authority Lease Obligations
- 0560 Other Post-Employment Benefits (OPEB)
- 0599 Other Noncurrent Liabilities

Total General Fund

Public Purpose (Expendable) Trust Fund

- 0510 Bonds Payable
- 0520 Extended-Term Financing Agreements Payable
- 0530 Lease and Other Right-To-Use Obligations

- 0540 Accumulated Compensated Absences
- 0550 Authority Lease Obligations
- 0560 Other Post-Employment Benefits (OPEB)
- 0599 Other Noncurrent Liabilities

Total Public Purpose (Expendable) Trust Fund

Other Comptroller-Approved Special Revenue Funds

- 0510 Bonds Payable
- 0520 Extended-Term Financing Agreements Payable
- 0530 Lease and Other Right-To-Use Obligations

- 0540 Accumulated Compensated Absences
- 0550 Authority Lease Obligations
- 0560 Other Post-Employment Benefits (OPEB)
- 0599 Other Noncurrent Liabilities

Total Other Comptroller-Approved Special Revenue Funds

Athletic / School-Sponsored Extra Curricular Activities Fund

- 0510 Bonds Payable
- 0520 Extended-Term Financing Agreements Payable
- 0530 Lease and Other Right-To-Use Obligations

- 0540 Accumulated Compensated Absences
- 0550 Authority Lease Obligations
- 0560 Other Post-Employment Benefits (OPEB)
- 0599 Other Noncurrent Liabilities

Total Athletic / School-Sponsored Extra Curricular Activities Fund

Long-Term Indebtedness

06/30/2024 Estimate

06/30/2025 Projection

Capital Reserve Fund - \$ 690, \$1850

- 0510 Bonds Payable
- 0520 Extended-Term Financing Agreements Payable
- 0530 Lease and Other Right-To-Use Obligations

- 0540 Accumulated Compensated Absences
- 0550 Authority Lease Obligations
- 0560 Other Post-Employment Benefits (OPEB)
- 0599 Other Noncurrent Liabilities

Total Capital Reserve Fund - \$ 690, \$1850

Capital Reserve Fund - \$ 1431

- 0510 Bonds Payable
- 0520 Extended-Term Financing Agreements Payable
- 0530 Lease and Other Right-To-Use Obligations

- 0540 Accumulated Compensated Absences
- 0550 Authority Lease Obligations
- 0560 Other Post-Employment Benefits (OPEB)
- 0599 Other Noncurrent Liabilities

Total Capital Reserve Fund - \$ 1431

Other Capital Projects Fund

- 0510 Bonds Payable
- 0520 Extended-Term Financing Agreements Payable
- 0530 Lease and Other Right-To-Use Obligations

- 0540 Accumulated Compensated Absences
- 0550 Authority Lease Obligations
- 0560 Other Post-Employment Benefits (OPEB)
- 0599 Other Noncurrent Liabilities

Total Other Capital Projects Fund

Debt Service Fund

- 0510 Bonds Payable
- 0520 Extended-Term Financing Agreements Payable
- 0530 Lease and Other Right-To-Use Obligations

- 0540 Accumulated Compensated Absences
- 0550 Authority Lease Obligations
- 0560 Other Post-Employment Benefits (OPEB)
- 0599 Other Noncurrent Liabilities

Total Debt Service Fund

Long-Term Indebtedness

06/30/2024 Estimate

06/30/2025 Projection

Food Service / Cafeteria Operations Fund

- 0510 Bonds Payable
- 0520 Extended-Term Financing Agreements Payable
- 0530 Lease and Other Right-To-Use Obligations

- 0540 Accumulated Compensated Absences
- 0550 Authority Lease Obligations
- 0560 Other Post-Employment Benefits (OPEB)
- 0599 Other Noncurrent Liabilities

Total Food Service / Cafeteria Operations Fund

Child Care Operations Fund

- 0510 Bonds Payable
- 0520 Extended-Term Financing Agreements Payable
- 0530 Lease and Other Right-To-Use Obligations

- 0540 Accumulated Compensated Absences
- 0550 Authority Lease Obligations
- 0560 Other Post-Employment Benefits (OPEB)
- 0599 Other Noncurrent Liabilities

Total Child Care Operations Fund

Other Enterprise Funds

- 0510 Bonds Payable
- 0520 Extended-Term Financing Agreements Payable
- 0530 Lease and Other Right-To-Use Obligations

- 0540 Accumulated Compensated Absences
- 0550 Authority Lease Obligations
- 0560 Other Post-Employment Benefits (OPEB)
- 0599 Other Noncurrent Liabilities

Total Other Enterprise Funds

Internal Service Fund

- 0510 Bonds Payable
- 0520 Extended-Term Financing Agreements Payable
- 0530 Lease and Other Right-To-Use Obligations

- 0540 Accumulated Compensated Absences
- 0550 Authority Lease Obligations
- 0560 Other Post-Employment Benefits (OPEB)
- 0599 Other Noncurrent Liabilities

Total Internal Service Fund

Long-Term Indebtedness

06/30/2024 Estimate

06/30/2025 Projection

Private Purpose Trust Fund

- 0510 Bonds Payable
- 0520 Extended-Term Financing Agreements Payable
- 0530 Lease and Other Right-To-Use Obligations

- 0540 Accumulated Compensated Absences
- 0550 Authority Lease Obligations
- 0560 Other Post-Employment Benefits (OPEB)
- 0599 Other Noncurrent Liabilities

Total Private Purpose Trust Fund

Investment Trust Fund

- 0510 Bonds Payable
- 0520 Extended-Term Financing Agreements Payable
- 0530 Lease and Other Right-To-Use Obligations

- 0540 Accumulated Compensated Absences
- 0550 Authority Lease Obligations
- 0560 Other Post-Employment Benefits (OPEB)
- 0599 Other Noncurrent Liabilities

Total Investment Trust Fund

Pension Trust Fund

- 0510 Bonds Payable
- 0520 Extended-Term Financing Agreements Payable
- 0530 Lease and Other Right-To-Use Obligations

- 0540 Accumulated Compensated Absences
- 0550 Authority Lease Obligations
- 0560 Other Post-Employment Benefits (OPEB)
- 0599 Other Noncurrent Liabilities

Total Pension Trust Fund

Activity Fund

- 0510 Bonds Payable
- 0520 Extended-Term Financing Agreements Payable
- 0530 Lease and Other Right-To-Use Obligations

- 0540 Accumulated Compensated Absences
- 0550 Authority Lease Obligations
- 0560 Other Post-Employment Benefits (OPEB)
- 0599 Other Noncurrent Liabilities

Total Activity Fund

Long-Term Indebtedness

06/30/2024 Estimate

06/30/2025 Projection

Other Agency Fund

- 0510 Bonds Payable
- 0520 Extended-Term Financing Agreements Payable
- 0530 Lease and Other Right-To-Use Obligations

- 0540 Accumulated Compensated Absences
- 0550 Authority Lease Obligations
- 0560 Other Post-Employment Benefits (OPEB)
- 0599 Other Noncurrent Liabilities

Total Other Agency Fund

Permanent Fund

- 0510 Bonds Payable
- 0520 Extended-Term Financing Agreements Payable
- 0530 Lease and Other Right-To-Use Obligations

- 0540 Accumulated Compensated Absences
- 0550 Authority Lease Obligations
- 0560 Other Post-Employment Benefits (OPEB)
- 0599 Other Noncurrent Liabilities

Total Permanent Fund

Total Long-Term Indebtedness

Short-Term Payables

06/30/2024 Estimate

06/30/2025 Projection

| | | |
|--|--------------------|--------------------|
| General Fund | 1,900,000 | 1,800,000 |
| Public Purpose (Expendable) Trust Fund | | |
| Other Comptroller-Approved Special Revenue Funds | | |
| Athletic / School-Sponsored Extra Curricular Activities Fund | | |
| Capital Reserve Fund - § 690, §1850 | | |
| Capital Reserve Fund - § 1431 | | |
| Other Capital Projects Fund | | |
| Debt Service Fund | | |
| Food Service / Cafeteria Operations Fund | | |
| Child Care Operations Fund | | |
| Other Enterprise Funds | | |
| Internal Service Fund | | |
| Private Purpose Trust Fund | | |
| Investment Trust Fund | | |
| Pension Trust Fund | | |
| Activity Fund | | |
| Other Agency Fund | | |
| Permanent Fund | | |
| Total Short-Term Payables | \$1,900,000 | \$1,800,000 |
| TOTAL INDEBTEDNESS | \$1,900,000 | \$1,800,000 |

| Account Description | Amounts |
|--|---------------------|
| 0810 Nonspendable Fund Balance | |
| 0820 Restricted Fund Balance | |
| 0830 Committed Fund Balance | |
| 0840 Assigned Fund Balance | 8,000,000 |
| 0850 Unassigned Fund Balance | 2,110,954 |
| Total Ending Fund Balance - Committed, Assigned, and Unassigned | \$10,110,954 |

5900 Budgetary Reserve

| | |
|--|---------------------|
| Total Estimated Ending Committed, Assigned, and Unassigned Fund Balance and Budgetary Reserve | \$10,110,954 |
|--|---------------------|