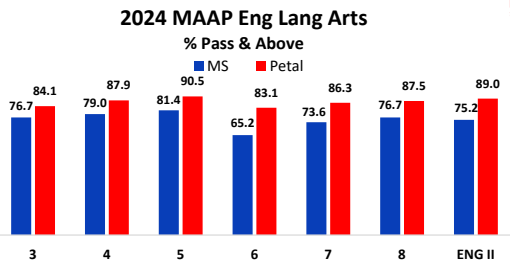


PETAL SCHOOL DISTRICT

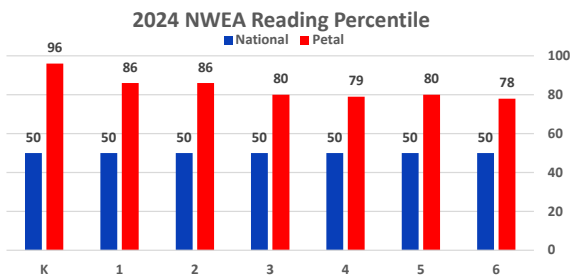
2023-2024 Accountability Dashboard

INDICATOR I: STUDENT LEARNING

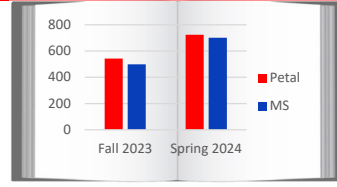
#4 District on the State ELA Assessments



NWEA NATIONAL ASSESSMENTS



KINDERGARTEN READINESS ASSESSMENT



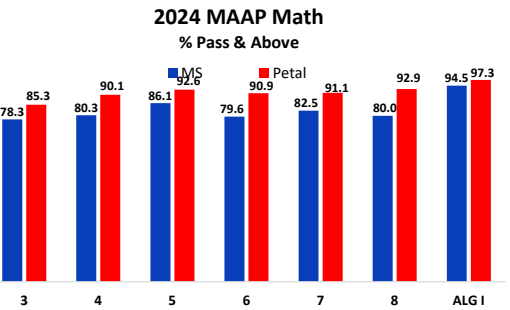
DISTRICT DEMOGRAPHICS

Category	Number of Students	Percent
PPS (PK-2)	1100	25.1%
PES (3-4)	631	14.4%
PUES (5-6)	667	15.2%
PMS (7-8)	666	15.2%
PHS (9-12)	1316	30.0%
SPED (PK-12)	898	20.5%
Gifted (K-6)	594	24.8%
ELL (K-12)*	216	4.9%
Total Population	4380	

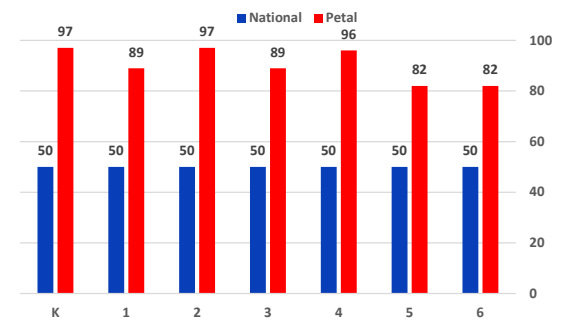
*11 Languages other than English are represented

2 National Merit Finalists

#4 District on the State Math Assessments



2024 NWEA Math Percentile

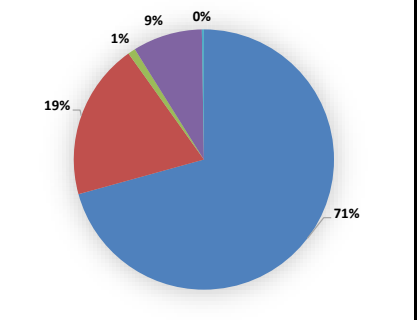


Average Daily Attendance

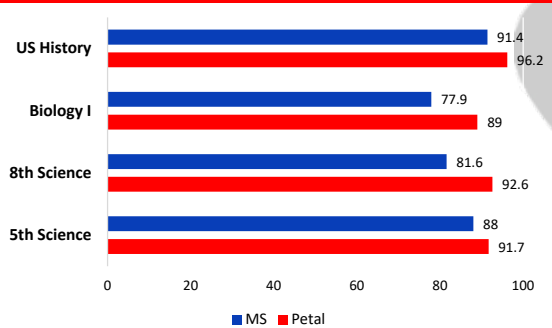
MO	ADA
Aug/Sep	94.4%
Oct	94.2%
Nov	92.8%
Dec	89.7%
Jan	93.2%
Feb	94.2%
Mar	93.8%
Apr	93.5%
May	91.2%
Avg.	93.0%

DISTRICT DEMOGRAPHICS

White Black Asian Hispanic Other



% PASS & ABOVE ON OTHER STATE ASSESSMENTS



MASTERY PREP PRACTICE ACT

	9th Grade Mastery Prep				
	English	Math	Reading	Science	Composite
Fall 2023	13.9	16.8	16.9	16.3	16
Spring 2024	14.4	17.8	17.3	16.3	16.6

	10th Grade Mastery Prep				
	English	Math	Reading	Science	Composite
Fall 2023	16.8	18.5	20	18.9	18.7
Spring 2024	17.1	19.2	20	19.3	19

	11th Grade Fall District/Spring State ACT				
	English	Math	Reading	Science	Composite
Fall 2023	19.3	19.1	17.7	19.1	18.9
Spring 2024	20.2	19.5	19.3	20.3	20

PSAT

	8th Grade PSAT (118 Students)		
	Total	ERW	Math
Fall 2023	958	493	465
Spring 2024	1072	552	519

	9th Grade PSAT (60 Students)		
	Total	ERW	Math
Fall 2023	1072	552	519
Spring 2024	1162	556	606

	10th Grade PSAT (5 students)		
	Total	ERW	Math
Fall 2023	1162	556	606
Spring 2024	1279	631	648


	11th Grade PSAT (8 Students)		
	Total	ERW	Math
Fall 2023	1162	556	606
Spring 2024	1279	631	648

Promotion/Retention Rate

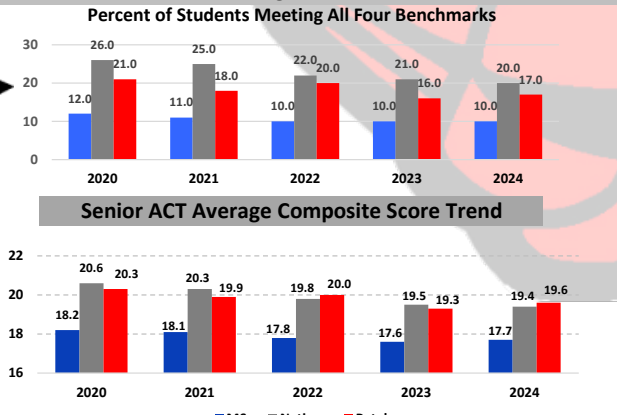
Grade	Class Size	% Pro	# Ret	% Ret
K	325	91.4%	28	8.6%
1	335	91.3%	29	8.7%
2	341	96.8%	11	3.2%
3	313	96.8%	10	3.2%
4	307	98.0%	6	2.0%
5	326	99.4%	2	0.6%
6	333	99.4%	2	0.6%
7	307	95.1%	15	4.9%
8	350	98.6%	5	1.4%
PSD	2937	96.3%	108	3.7%

INDICATOR II: COLLEGE AND CAREER READINESS

GRADUATION AND SCHOLARSHIPS



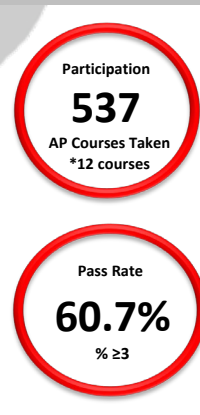
ACT College Readiness



ACT WorkKeys



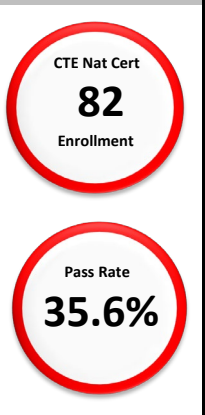
Advanced Placement



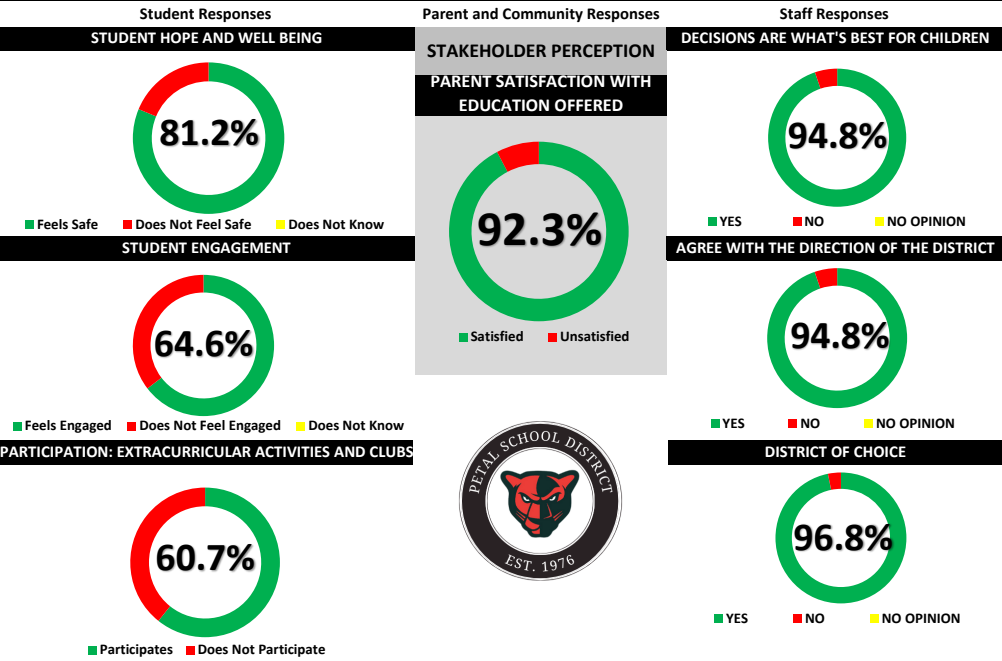
Dual Credit



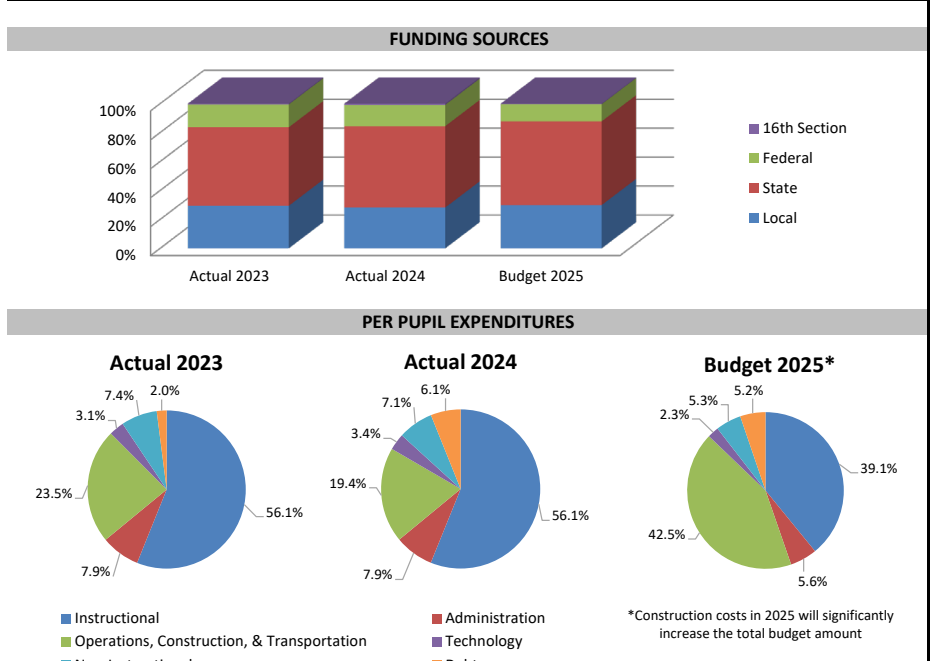
CTE National Certification



INDICATOR III: HOPE AND WELL-BEING



INDICATOR IV: FINANCIALS



INDICATOR V: TEACHER QUALITY

Petal School District Certified Staff			
Certification	Degree	Number	Percentage
A	Bachelor	153	39.9%
AA	Masters	195	50.9%
AAA	Specialist	27	7.0%
AAAA	Doctorate	8	2.1%

66 Teachers

Teacher Attendance 95.6%

WHATEVER IT TAKES 2023-24