

2023-24 OSAS Research and Inquiry Scores

			Grade 6	Grade 7	Grade 8	Grade 11	
Research/ Inquiry	Target 02	Analyze/Integrate Information	Proficient	Above	Above	Above	At/Near
			Strength	+	+	+	+
	Target 03	Evaluate Information/ Sources	Proficient	At/Near	At/Near	Below	At/Near
			Strength	+	+	+	=
	Target 04	Use Evidence	Proficient	Above	Above	Above	Above
			Strength	+	+	+	+

*Not enough data to make a determination

Interpretation - https://www.oregon.gov/ode/educator-resources/assessment/Documents/Target_Reports_Infographic.pdf

Above	+	Students performed above proficiency on this target and it was a relative strength
Above	=	Students performed above proficiency on this target and the results were similar to performance on the test as a whole
Above	-	Students performed above proficiency on this target and the area is considered a Growth Area
At/Near	+	Students performed at/near proficiency on this target, however it was a relative strength and students could be on the verge of performing above proficiency
At/Near	=	Students performed at/near proficiency on this target and the results were similar to performance on the test as a whole
At/Near	-	Students performed at/near proficiency on this target and the area is considered a Growth Area
Below	+	Students performed below proficiency on this target, however it was a relative strength and students could be on the verge of performing at/near proficiency
Below	=	Students performed below proficiency on this target and the results were similar to performance on the test as a whole
Below	-	Students performed below proficiency on this target and the area is considered a Growth Area

2023-24 OSAS Listening Scores

				Grade 6	Grade 7	Grade 8	Grade 11
Listening	Target 04	Listen/Interpret	Proficient	At/Near	At/Near	Below	Below
			Strength	+	+	+	+

*Not enough data to make a determination

Interpretation - https://www.oregon.gov/ode/educator-resources/assessment/Documents/Target_Reports_Infographic.pdf

Above	+	Students performed above proficiency on this target and it was a relative strength
Above	=	Students performed above proficiency on this target and the results were similar to performance on the test as a whole
Above	-	Students performed above proficiency on this target and the area is considered a Growth Area
At/Near	+	Students performed at/near proficiency on this target, however it was a relative strength and students could be on the verge of performing above proficiency
At/Near	=	Students performed at/near proficiency on this target and the results were similar to performance on the test as a whole
At/Near	-	Students performed at/near proficiency on this target and the area is considered a Growth Area
Below	+	Students performed below proficiency on this target, however it was a relative strength and students could be on the verge of performing at/near proficiency
Below	=	Students performed below proficiency on this target and the results were similar to performance on the test as a whole
Below	-	Students performed below proficiency on this target and the area is considered a Growth Area

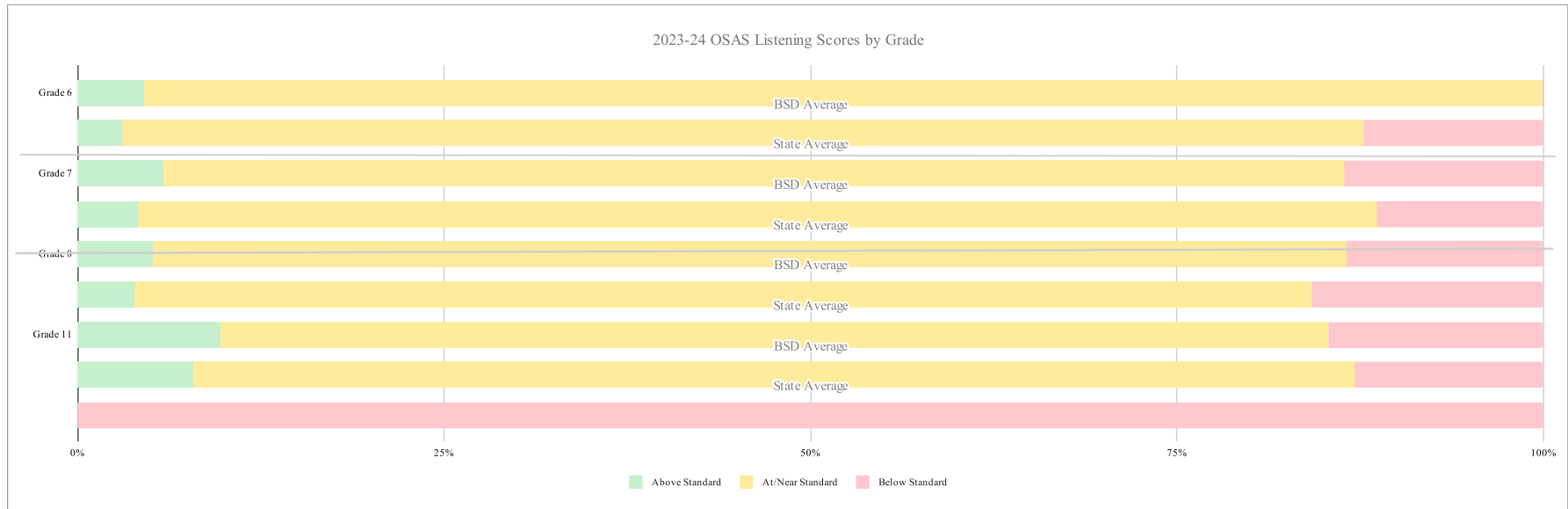
2023-24 OSAS Listening Scores

		Above Standard	At/Near Standard	Below Standard
Grade 6	BSD Average	4%	84%	12%
	State Average	3%	83%	14%
Grade 7	BSD Average	6%	83%	11%
	State Average	4%	82%	13%
Grade 8	BSD Average	5%	79%	16%
	State Average	4%	81%	15%
Grade 11	BSD Average	10%	77%	13%
	State Average	8%	80%	12%

Below Standard - Student has difficulty reading closely and analytically to comprehend a range of increasingly complex literary and informational texts.

At/Near Standard - Student may be able to read closely and analytically to comprehend a range of increasingly complex literary and informational texts.

Above Standard - Student can read closely and analytically to comprehend a range of increasingly complex literary and informational texts.



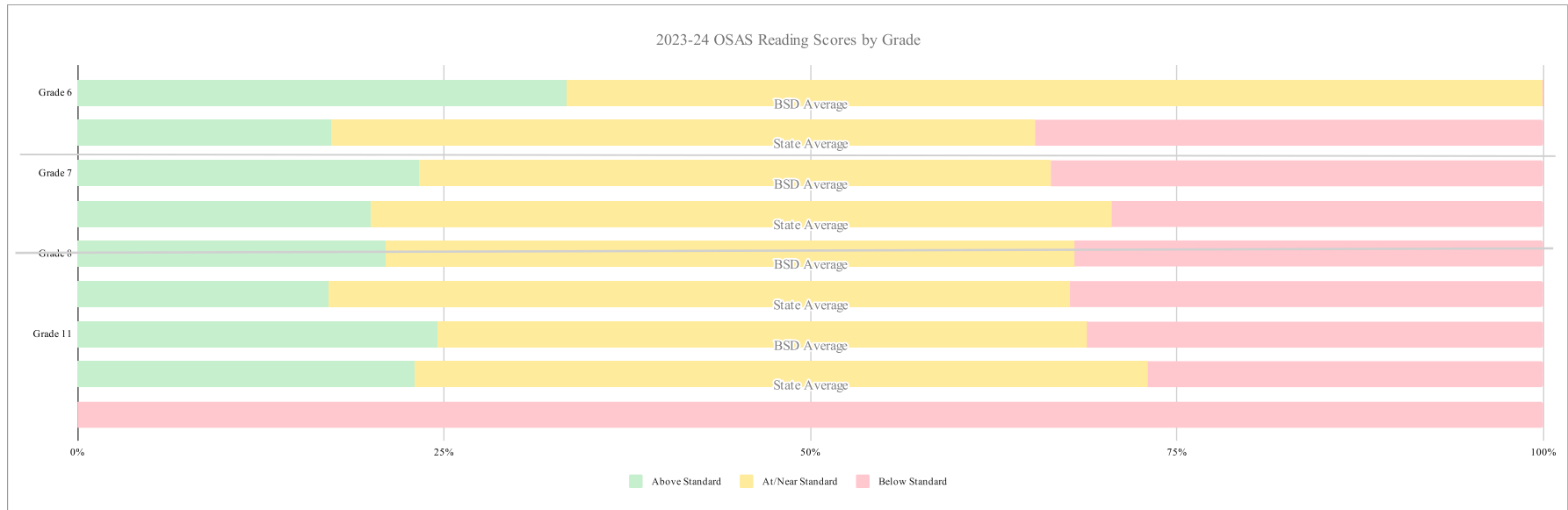
2023-24 OSAS Reading Scores

		Above Standard	At/Near Standard	Below Standard
Grade 6	BSD Average	22%	44%	34%
	State Average	17%	47%	36%
Grade 7	BSD Average	25%	46%	28%
	State Average	19%	48%	32%
Grade 8	BSD Average	21%	47%	32%
	State Average	17%	50%	33%
Grade 11	BSD Average	26%	47%	27%
	State Average	23%	50%	27%

Below Standard - Student has difficulty reading closely and analytically to comprehend a range of increasingly complex literary and informational texts.

At/Near Standard - Student may be able to read closely and analytically to comprehend a range of increasingly complex literary and informational texts.

Above Standard - Student can read closely and analytically to comprehend a range of increasingly complex literary and informational texts.



2023-24 OSAS Reading Scores

			Grade 6	Grade 7	Grade 8	Grade 11	
Literary Texts	Target 01	Key Details	Proficient	Below	Above	Above	Below
			Strength	=	+	=	+
	Target 02	Central Ideas	Proficient	Below	Above	Below	Above
			Strength	-	-	-	=
	Target 03	Word Meanings	Proficient	Below	Below	Below	Below
			Strength	-	+	+	+
	Target 04	Reasoning & Evidence	Proficient	Below	Below	Below	Above
			Strength	-	-	-	-
	Target 05	Analysis within or across texts	Proficient	Below	At/Near	At/Near	At/Near
			Strength	-	-	-	-
	Target 06	Text Structures or Text Features	Proficient	Below	Below	Below	Below
			Strength	=	=	=	=
	Target 07	Language Use	Proficient	Above	Below	Below	Below
			Strength	-	+	=	=
Informational Texts	Target 08	Key Details	Proficient	Below	Below	Below	Above
			Strength	=	-	-	+
	Target 09	Central Ideas	Proficient	Below	Above	Below	At/Near
			Strength	-	+	+	+
	Target 10	Word Meanings	Proficient	Below	Below	Below	Above
			Strength	=	=	+	+
	Target 11	Reasoning & Evidence	Proficient	Above	Above	Below	Above
			Strength	+	=	-	=
	Target 12	Analysis within or across texts	Proficient	Below	Above	Above	Above
			Strength	=	-	=	+
	Target 13	Text Structures or Text Features	Proficient	At/Near	Below	Below	At/Near
			Strength	=	=	-	=
	Target 14	Language Use	Proficient	Below	Below	Above	Below
			Strength	=	-	-	+

Interpretation - https://www.oregon.gov/ode/educator-resources/assessment/Documents/Target_Reports_Infographic.pdf

Above	+	Students performed above proficiency on this target and it was a relative strength
Above	=	Students performed above proficiency on this target and the results were similar to performance on the test as a whole
Above	-	Students performed above proficiency on this target and the area is considered a Growth Area
At/Near	+	Students performed at/near proficiency on this target, however it was a relative strength and students could be on the verge of performing above proficiency
At/Near	=	Students performed at/near proficiency on this target and the results were similar to performance on the test as a whole
At/Near	-	Students performed at/near proficiency on this target and the area is considered a Growth Area
Below	+	Students performed below proficiency on this target, however it was a relative strength and students could be on the verge of performing at/near proficiency
Below	=	Students performed below proficiency on this target and the results were similar to performance on the test as a whole
Below	-	Students performed below proficiency on this target and the area is considered a Growth Area

*Not enough data to make a determination

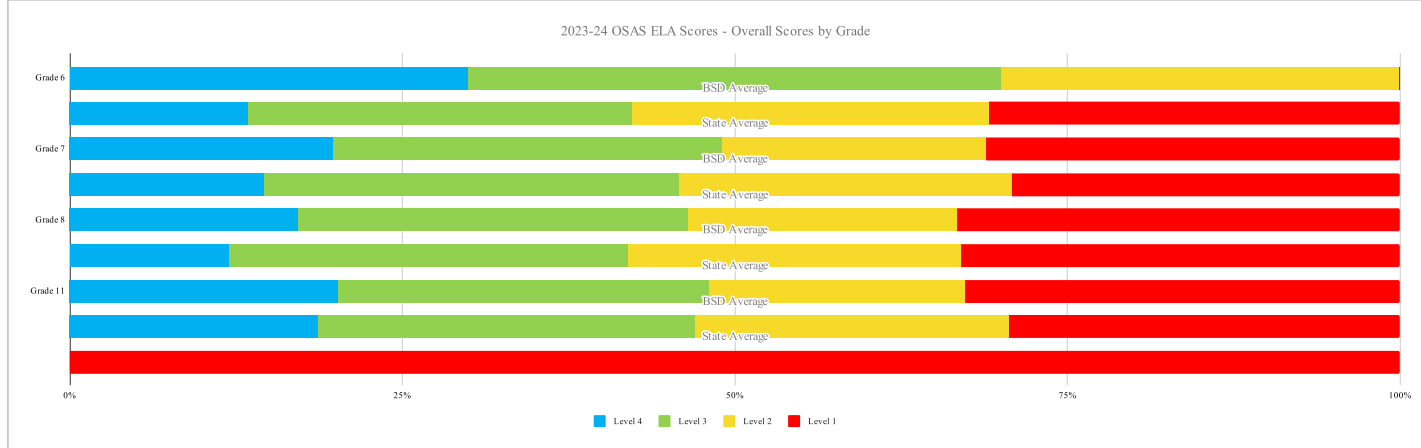
REVISED 11-13-2024

2023-24 Overall OSAS ELA Scores

		Level 4	Level 3	Level 2	Level 1
Grade 6	BSD Average	21%	28%	21%	30%
	State Average	13%	28%	26%	33%
Grade 7	BSD Average	21%	31%	21%	28%
	State Average	14%	30%	24%	33%
Grade 8	BSD Average	17%	29%	20%	33%
	State Average	12%	30%	25%	34%
Grade 11	BSD Average	21%	29%	20%	30%
	State Average	19%	29%	24%	29%

		Level 4	Level 3	Level 2	Level 1
Grade 6	BSD EL Average	2%	7%	21%	70%
	Active ELs Only	0%	2%	12%	86%
Grade 7	BSD EL Average	1%	8%	16%	75%
	Active ELs Only	0.3%	2.2%	12%	85.5%
Grade 8	BSD EL Average	2%	5%	12%	81%
	Active ELs Only	0.3%	0.7%	9%	90%
Grade 11	BSD EL Average	2%	7%	21%	70%
	Active ELs Only	1%	4%	15%	80%

		On Track to ELP	Total Count	Recent Arrivers*
Grade 6	Yes	44%	164	28
	No	56%	205	5
Grade 7	Yes	25%	80	20
	No	75%	240	9
Grade 8	Yes	25%	73	21
	No	75%	224	8
Grade 9	Yes	22%	61	17
	No	78%	223	7
Grade 10	Yes	32%	86	13
	No	68%	179	2
Grade 11	Yes	33%	76	15
	No	67%	154	10
Grade 12	Yes	22%	52	12
	No	78%	181	5



*Recent Arrivers include students with a US LEP start date within the last 3 years.

2023-24 OSAS Writing Scores

				Grade 6	Grade 7	Grade 8	Grade 11
Narrative	Target 01	Write/Revise Brief Texts	Proficient	Below	Below	Below	Below
			Strength	=	-	-	-
	Target 02	Compose Full Texts	Proficient	*	*	*	*
			Strength	*	*	*	*
Explanatory	Target 03	Write/Revise Brief Texts	Proficient	Below	Below	At/Near	Below
			Strength	-	-	-	-
	Target 04	Compose Full Texts	Proficient	Below	Below	Below	Below
			Strength	-	-	-	-
Argumentative	Target 06	Write/Revise Brief Texts	Proficient	Above	Below	Below	Below
			Strength	+	-	-	-
	Target 07	Compose Full Texts	Proficient	Below	At/Near	Below	Below
			Strength	-	=	-	-
General Writing	Target 08	Language & Vocabulary Use	Proficient	Below	Below	Below	At/Near
			Strength	+	=	=	+
	Target 09	Edit	Proficient	Below	Below	Below	Below
			Strength	=	-	=	-

*Not enough data to make a determination

Interpretation - https://www.oregon.gov/ode/educator-resources/assessment/Documents/Target_Reports_Infographic.pdf

Above	+	Students performed above proficiency on this target and it was a relative strength
Above	=	Students performed above proficiency on this target and the results were similar to performance on the test as a whole
Above	-	Students performed above proficiency on this target and the area is considered a Growth Area
At/Near	+	Students performed at/near proficiency on this target, however it was a relative strength and students could be on the verge of performing above proficiency
At/Near	=	Students performed at/near proficiency on this target and the results were similar to performance on the test as a whole
At/Near	-	Students performed at/near proficiency on this target and the area is considered a Growth Area
Below	+	Students performed below proficiency on this target, however it was a relative strength and students could be on the verge of performing at/near proficiency
Below	=	Students performed below proficiency on this target and the results were similar to performance on the test as a whole
Below	-	Students performed below proficiency on this target and the area is considered a Growth Area

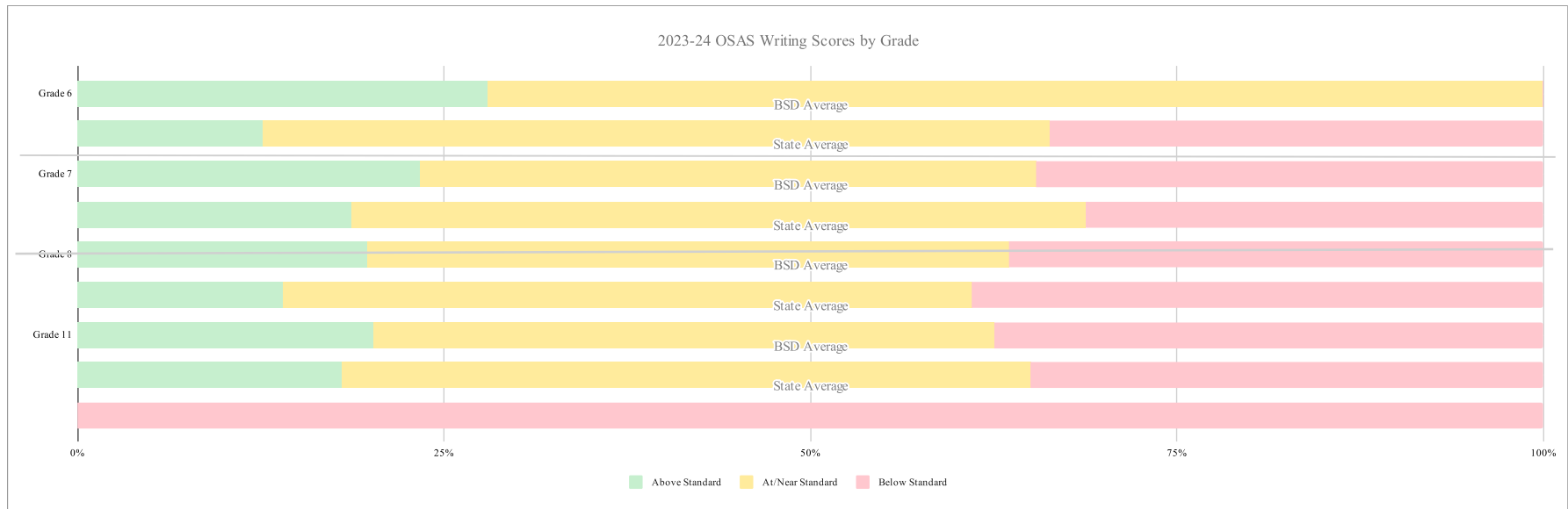
2023-24 OSAS Writing Scores

		Above Standard	At/Near Standard	Below Standard
Grade 6	BSD Average	19%	49%	32%
	State Average	12%	51%	37%
Grade 7	BSD Average	25%	45%	30%
	State Average	18%	48%	35%
Grade 8	BSD Average	19%	42%	39%
	State Average	14%	47%	39%
Grade 11	BSD Average	21%	44%	35%
	State Average	18%	47%	34%

Below Standard - Student has difficulty reading closely and analytically to comprehend a range of increasingly complex literary and informational texts.

At/Near Standard - Student may be able to read closely and analytically to comprehend a range of increasingly complex literary and informational texts.

Above Standard - Student can read closely and analytically to comprehend a range of increasingly complex literary and informational texts.



2023-24 OSAS Research and Inquiry Scores

		Above Standard	At/Near Standard	Below Standard
Grade 6	BSD Average	16%	73%	11%
	State Average	11%	77%	12%
Grade 7	BSD Average	19%	77%	4%
	State Average	14%	81%	5%
Grade 8	BSD Average	20%	69%	11%
	State Average	15%	75%	10%
Grade 11	BSD Average	19%	69%	11%
	State Average	17%	72%	10%

Below Standard - Student has difficulty reading closely and analytically to comprehend a range of increasingly complex literary and informational texts.

At/Near Standard - Student may be able to read closely and analytically to comprehend a range of increasingly complex literary and informational texts.

Above Standard - Student can read closely and analytically to comprehend a range of increasingly complex literary and informational texts.

