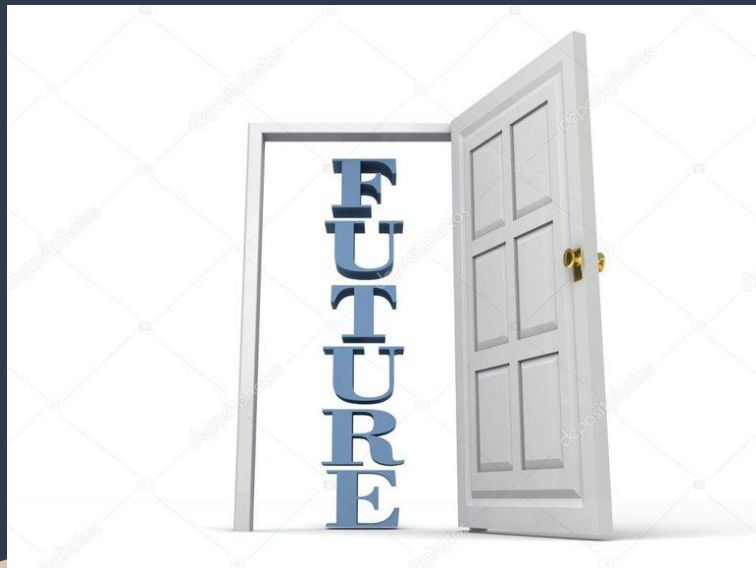


# Career Empowerment

10<sup>th</sup> Grade  
ECAP Lesson



# Purpose of Today

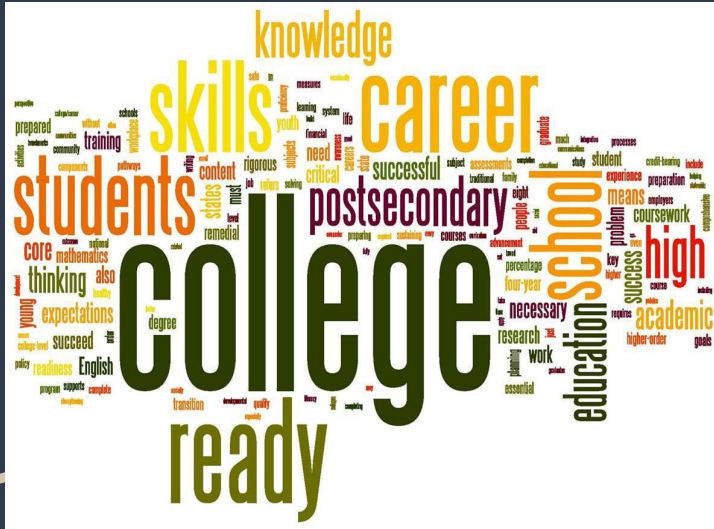


- Connect what you do here to your life ahead.
- Feel good about yourself and your future.
- Create purpose.
- Open yourself to possibilities.

# Why should you take the personality profile and learning styles assessment?

- Learn your strengths and how you learn.
- Connect what you're doing now with your future college/ job goals.
- Open up ideas for majors in college.
- Learn about cool careers.
- Give yourself some hope.
- It's interesting and easy.

# Major Clarity Assessment and Career Exploration




## Major Clarity Personality Assessment and Career Exploration Directions:

Step 1: Go to single sign on. I think it's through Clever now. If you don't know how, go to DM Webpage: <https://www.susd.org/DesertMountain> and click "Student", then Single Sign On.

- In the Apps, click Major Clarity

Step 2: Click **Sign on with Google** and use your SUSD account.

Step 3: On the side bar, click Assessments.

Step 4: Take the Personality Assessment and the Learning Styles Assessment by clicking the Red X, Maybe or Green 

# Major Clarity Career Exploration Handout



- Complete the handout and reflections.
- Here's a video how in case...<https://app.screencastify.com/v3/watch/o0o0Zz6dPLn9nBMLgg73>

Name:

Teacher:

Period:

A. How do you want to live? What lifestyle would you like in your life? Travel/Marriage/Family/Ect. Be specific:

1) I'd like/I want...

2) I can get there by...

B. Complete the Personality Assessment. Fill out your responses below by clicking the **i** by the trait to read the full-length explanation of Holland Traits (Social, Artistic, Investigative...etc.)

1) What were your top two highest scores by Holland Traits?

2) What was your top one and how is it described? What are some strengths you have?

3) What was your second highest and how is it described? What are some strengths?

4) Write a short reflection after doing this. A couple of sentences from each starter: 1) From doing this, I...

2) I realize... 3) I want...

C. Click "Career Exploration on the side bar, and scroll down. You'll see Career Paths that are considered to be your top fits (your fit score) based on your top two Holland traits results. These broadly tell you about that path. Click one! The first thing you have there is an interview and activity. You'll also see occupations for that trait and a filter based upon education level which you can adjust based on the amount of school you're open to. First watch the videos for the interview (takes about 8 minutes), then click the fit level. If the fit seems cool "Good or Great), do the activity and then do the Fit level for that. Complete the following:

# Discussion and Share

- In small groups of three or four, share your top two Holland Traits and your strengths.
- Group share.
- In same groups share one career and what stood out from your reflection.
- Group share.
- Group share for final reflection.

# Done? Go to Academic Planning!

- ❖ If you're done, go to Academic Planning and check over your classes.
- ❖ Did you change your schedule this year? Update it!
- ❖ Do you want to take other classes next year? Change them!