

EPHRATA HIGH SCHOOL

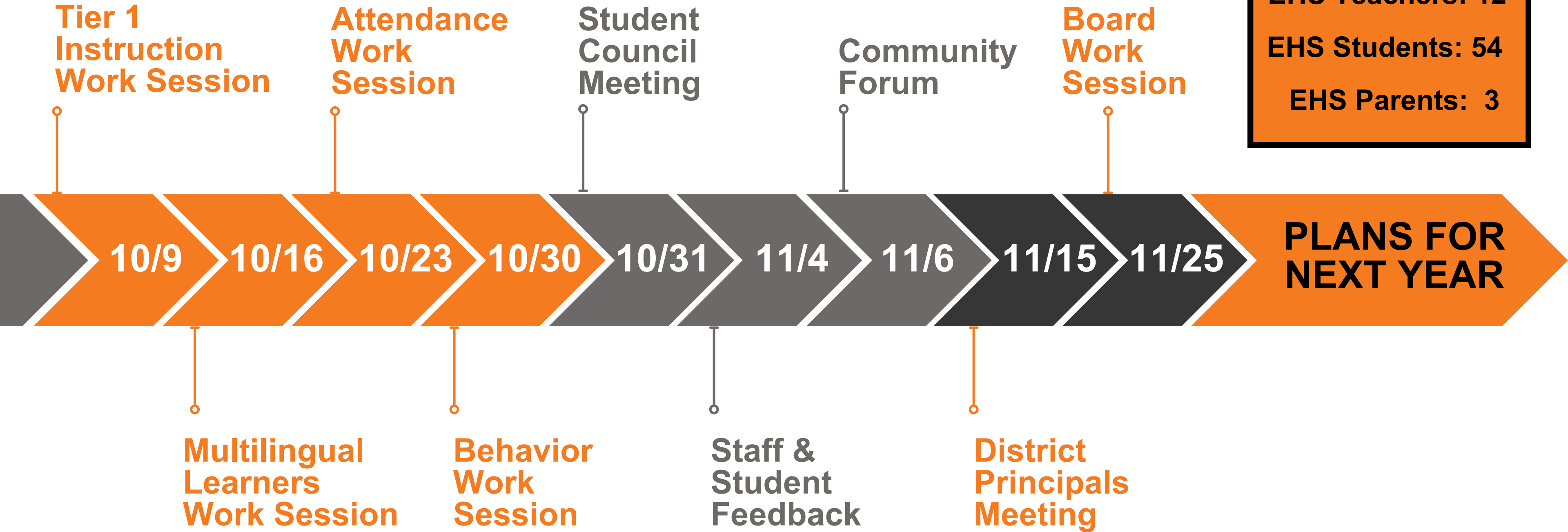
School Improvement Plan

November 25, 2024





PROCESS



SIP TEAM

EHS Teachers: 12

EHS Students: 54

EHS Parents: 3

EPHRATA HIGH SCHOOL REPORT CARD SNAPSHOT

Enrollment

Enrollment
2023-24 School Year

927


Low-Income
2023-24 School Year

59.5%

English Language Learners
2023-24 School Year

12.0%

Finance



Per Pupil Expenditure
2022-23 School Year

\$16,569

Attendance



Students Attending 90% or
More of School Days in the
2022-2023 School Year

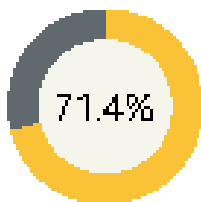
66.6%

Assessment

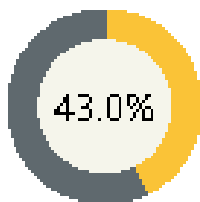
Foundational Grade-level Knowledge (and above)

Consistent Grade-level Knowledge (and above)

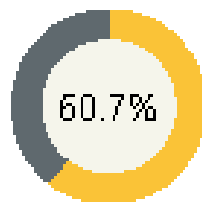
ELA
2023-24 School Year



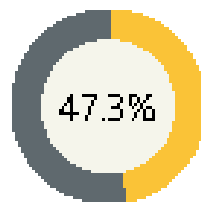
Math
2023-24 School Year



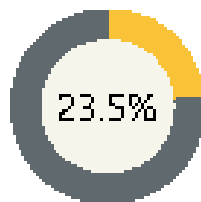
Science
2023-24 School Year



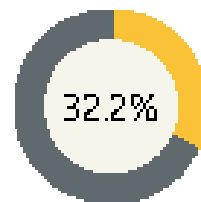
ELA
2023-24 School Year



Math
2023-24 School Year




Science
2023-24 School Year



Educators

Average Class Size
2022-23 School Year



15.9

Teacher Count
2022-23 School Year



52

Percent Teachers with Master's Degree or Higher
2022-23 School Year



71.2%

Teacher Experience
2022-23 School Year



15.7



Washington Office of Superintendent of
PUBLIC INSTRUCTION



STATE REPORT CARD

Data Measures	Data Year	State	Ephrata HS	Ephrata MS	Ephrata SD
Graduation Rate:	2022/23	83.6%	94.3%	NA	94.3%
Regular Attendance (students attending >90%):	2022/23	69.7%	66.6%	70.9%	68.1%
9th Grade on Track (passed all 9 th grade classes):	2022/23	70.3%	73.3%	NA	73.3%
Dual Credit (students who completed a course):	2022/23	64.5%	55.4%	NA	55.4%
State Assessment – SBA ELA (Foundational)	Spring 2024	70.8%	71.4%	79.5%	70.2%
State Assessment – SBA Math (Foundational)	Spring 2024	62.7%	43%	68.4%	62.9%
State Assessment – Science (Foundational)	Spring 2024	62%	32.2%	61%	66.3%
State Assessment – SBA ELA (On-Track College)	Spring 2024	50.3%	47.3%	52.8%	45.9%
State Assessment – SBA Math (On-Track College)	Spring 2024	39.7%	23.5%	40.6%	62.9%
State Assessment – Science (On-Track College)	Spring 2024	43.5%	32.2%	37.6%	66.3%
State Assessment – WIDA (Met Standard)	2023/24	8.43%	2.8%	5.9%	6.47%
State Assessment – WIDA (Progressing)	2023/24	37.7%	16.28%	17.1%	33.5%
Discipline Rate for Out-of-School Exclusions:	2022/23	3.5%	3.8%	6.2%	3.2%
Discipline Rate for 10+ Day Exclusions:	2022/23	11.5%	8.3%	13.3%	7.5%



WA SCHOOL IMPROVEMENT FRAMEWORK (WSIF)

EHS WSIF ID: FOUNDATIONAL *(not targeted for improvement)*

- Combines Multiple Indicators to Generate a Score
- Schools with Student Groups in the Lowest 5% of Scores are Targeted for Improvement with Tier 1, 2 or 3 Supports

WSIF Data Measures	Score
Comprehensive (All Student Groups)	6.05
Comprehensive Graduation Rate	7
White	7.62
Low Income	4.65
Hispanic/Latino	4.47
English Learner	3.35
Special Education	2.90
American Indian/Alaska Native	N/A
Asian	N/A
Black/African American	N/A
Hawaiian/Other Pacific Islander	N/A
Two or more races	N/A



GOALS

Increase Systems of Support for:

- 9th Grade English Language Learners in Tier, 1, 2 and 3 Instruction
- 9th Grade Students with Disabilities in Tier 1, 2 and 3 Instruction
- Multilingual Learners
- Promoting Positive and Decrease Negative Student Behaviors
- Promoting Regular Attendance Rates

S: Specific
M: Measurable
A: Attainable
R: Realistic
T: Time-Bound
I: Inclusive
E: Equitable



ACTIVITIES, INTERVENTIONS & STRATEGIES

- Professional Development
- Instructional Leadership
- Multi-Tiered Systems of Support
- Positive Behavioral Interventions & Supports
 - Meaningful Rewards
- Additional Staffing
- English Language Development Systems





CONTINUOUS IMPROVEMENT

PROGRESS MONITORING

THIS YEAR (BY 8/25/25)

- Analyze Current Reality / Baseline Data
- Create Comprehensive Plans
- Build Systems of Support

NEXT YEAR

- Quarterly Analysis of F-Rates, MLL Progress Monitoring, Referral Data and Attendance Data at each Grading Period
- Annual Analysis of State Report Card Data, WIDA & Climate Survey Data

DATA SOURCES

- ★ Skyward Data:
 - F Lists / 9GOT
 - Referrals
 - Attendance
- ★ Climate Survey
- ★ SBA / Meaningful Alternatives
- ★ WIDA / Progress Monitoring

Questions, Comments, Thoughts?

