

# **EPHRATA MIDDLE SCHOOL**

## **School Improvement Plan**

November 25, 2024





# EPHRATA MIDDLE SCHOOL REPORT CARD SNAPSHOT


## Enrollment

Enrollment  
2023-24 School Year  
457

Low-Income  
2023-24 School Year  
61.5%


English Language Learners  
2023-24 School Year  
10.7%

## Finance



Per Pupil Expenditure  
2022-23 School Year  
\$14,970

## Attendance



Students Attending 90% or  
More of School Days in the  
2022-2023 School Year  
70.9%

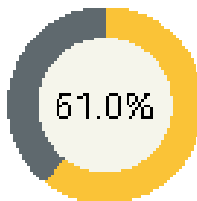
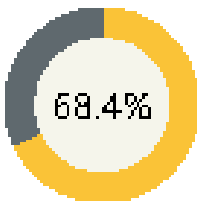
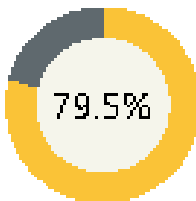
## Assessment

### Foundational Grade-level Knowledge (and above)

ELA  
2023-24 School Year

Math  
2023-24 School Year

Science  
2023-24 School Year

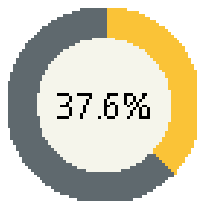
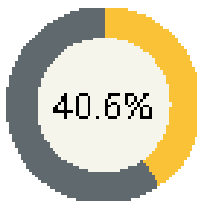
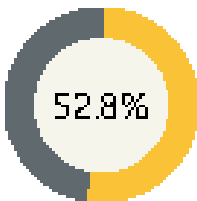


### Consistent Grade-level Knowledge (and above)

ELA  
2023-24 School Year


Math  
2023-24 School Year

Science  
2023-24 School Year



## Educators

Average Class Size  
2022-23 School Year



20.5

Teacher Count  
2022-23 School Year



28

Percent Teachers with Master's Degree or Higher  
2022-23 School Year



85.7%

Teacher Experience  
2022-23 School Year



16.7



Washington Office of Superintendent of  
**PUBLIC INSTRUCTION**



## **NEEDS ASSESSMENT / PROCESS**

The EMS Building Leadership Team Worked August - September to Analyze Data from the Past 5 Years to Determine What Needs Stood Out to the Team. Data Included:

- Staff Surveys
- Family Surveys
- STAR
- SWIS / Referral
- SBA
- Grades
- Attendance
- Climate Survey
- WIDA



# SCHOOL IMPROVEMENT GOALS

1. By June 2025, EMS Will Increase Family Participation in School-Sponsored Events to at Least One Event Per Quarter, with a Focus on Engaging Families from Diverse Backgrounds, (particularly non-English speaking) Through Targeted Outreach and Inclusive Event Planning
2. By February 2025: Reduce the Percentage of Students at EMS Failing ANY Subject to Less than 10%, Based on Classroom Assessments.
3. By May 2025: All Students with IEPs will Make a Gain of a Positive .25 of a Level (for example 2.5 to 2.75) Each Assessment Check During the 2024-2025 School Year



# EVIDENCE BASED PRACTICES TO ACHIEVE GOALS

- PLCs will focus on the targeted groups of IEP students or MLL students during our “Common Challenge” PLCs
- Many teachers are aligning their Student Growth Goals for MLL or IEP students
- Professional Development in High Leverage practices, Additional STAR Assessment training and WIDA content strategies
- Curriculum updates that include strategies specific for Special Education / Multi-Language Learners
- Targeted assistance in the advisory time period
- Implement a Tiger Tutoring after school program



## **DISTRICT INITIATIVE: ATTENDANCE**

By End of Semester 1: Increase Student Attendance by Implementing School-Wide Strategies and Supports to Motivate Students to Attend Regularly and Improve Overall School Attendance (as measured by OSPI) from 70% to 75%). (Subgoal of 90% for our School Data Solution Attendance)

Achieved by:

- Positive Behavior Intervention Support
- Create a Culture of Excitement
- Pilot Absence Response System



# **DATA MEASURES / PROGRESS MONITORING FOR SCHOOL IMPROVEMENT GOALS**

- STAR Assessments (December, April and Other Dates as Needed)
- Weekly Grade Checks by the RTI Team
- Common Formative Assessments After Units of Study
- WIDA Scores in Spring
- Implement and Monitor AIMS-WEB Goal Growth
- Family Surveys
- Staff Surveys
- SWIS Data



# Questions, Comments, Thoughts?

