

COLUMBIA RIDGE ELEMENTARY

School Improvement Plan

November 25, 2024



COLUMBIA RIDGE REPORT CARD SNAPSHOT

Enrollment

Enrollment
2023-24 School Year

485

Low-Income
2023-24 School Year

67.0%

English Language Learners
2023-24 School Year

22.3%

Finance



Per Pupil Expenditure
2022-23 School Year

\$15,406

Attendance



Students Attending 90% or
More of School Days in the
2022-2023 School Year

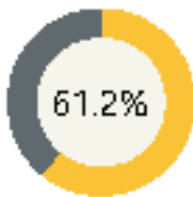
71.9%

Assessment

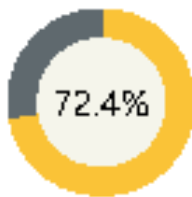
Foundational Grade-level Knowledge (and above)

Consistent Grade-level Knowledge (and above)

ELA
2023-24 School Year

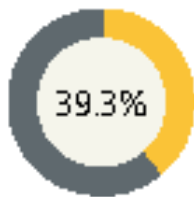


Math
2023-24 School Year

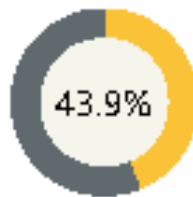


Science
2023-24 School Year

ELA
2023-24 School Year



Math
2023-24 School Year



Science
2023-24 School Year

Educators

Average Class Size
2022-23 School Year



20.6

Teacher Count
2022-23 School Year



31

Percent Teachers with Master's Degree or Higher
2022-23 School Year



74.2%

Teacher Experience
2022-23 School Year



16.7



Washington Office of Superintendent of
PUBLIC INSTRUCTION



NEEDS ASSESSMENT / PROCESS

- STAR Data for Reading & Math at Grades 1-4
- SBA Data at Grades 3 and 4
- SWIS Data for Behavior
- WIDA Data for ELL Students (K-4)
- Monthly Attendance Data
- Building Leadership Approved Plan. Families will see at next Family Engagement Night



SCHOOL IMPROVEMENT GOALS

Goal 1: Increase ELA and Math Scores in STAR / SBA

ACTION STEPS TO ACHIEVE GOAL

- Math and Reading Intervention for All
- Classroom Para Support for Small Group and 1:1 Skill Building for all

DATA MEASURES / PROGRESS MONITORING

- SBA Data for 3rd and 4th Grade
- STAR Data 3 Times-A-Year in Math and ELA for All



SCHOOL IMPROVEMENT GOALS

Goal 2: Increase Use of PBIS Strategies Schoolwide

ACTION STEPS TO ACHIEVE GOAL

- Professional Development for Staff on PBIS from our PBIS Team & ESD
- Track Behaviors through SWIS

DATA MEASURES / PROGRESS MONITORING

- SWIS Data
- Check-in Check-out Data
- Schoolwide Usage of STRIPES for All



SCHOOL IMPROVEMENT GOALS

Goal 3: Increase Academic Performance of Multilanguage Learners

ACTION STEPS TO ACHIEVE GOAL

- ELL Intervention for All
- Provide Spanish and English Support
- Increase Home Communication in Spanish

DATA MEASURES / PROGRESS MONITORING

- WIDA Scores Pre and Post Fall and Spring



SCHOOL IMPROVEMENT GOALS

Goal 4: Increase Overall Attendance Rate Schoolwide

ACTION STEPS TO ACHIEVE GOAL

- Graph Monthly Attendance Rates for All
- Track Overall Attendance Rates Each Month
- Positive Letters Home for High Attendance and Improved Attendance
- Quarterly Attendance Events

DATA MEASURES / PROGRESS MONITORING

- Track Weekly and Monthly Attendance Records
- Attendance Incentives Each Month
- Quarterly Activities for 100% Attendance Students
- Track Students with Low Attendance and Provide an Attendance Incentive

Questions, Comments, Thoughts?

