

WELCOME TO
KINDERGARTEN
CURRICULUM NIGHT!



☆
 $\sqrt{123}$

Ms. Trista McNamara ☆



☆
STUDY
HARD!



☆ KINDERGARTEN TEACHER
PREVIOUS EXPERIENCE TEACHING KINDERGARTEN IN DVUSD



U of A: BA IN EARLY CHILDHOOD EDUCATION, SEI
ENDORSEMENT

☆
+ x ÷

Contacting Me:

- THE BEST WAY TO CONTACT ME IS THROUGH EMAIL.
- MOST, IF NOT ALL COMMUNICATION WILL BE THROUGH EMAIL.
- I MAY WRITE BRIEF NOTES ON THE CLIP CHART CALENDAR
- TEACHERS HAVE 24 HOURS TO RESPOND TO ANY COMMUNICATION

★ TRISTA.MCNAMARA@DVUSD.ORG
(BEST WAY TO REACH ME)

★ CLASSROOM PHONE: 623-445-4748

★ WEBSITE:

<https://www.dvUSD.org/page/83067>

ELA: Reading and Writing

HOUGHTON MIFFLIN HARCOURT'S **INTO READING** IS OUR ADOPTED READING AND WRITING PROGRAM. THE GOAL OF INTO READING IS TO PROVIDE A COMPREHENSIVE SET OF RESEARCH-BASED MATERIALS FOR TEACHING KINDERGARTEN LANGUAGE ARTS SO THAT CHILDREN WILL GET EXCITED ABOUT ("INTO") READING! THERE ARE 9 TOTAL MODULES.

EACH WEEK CONSISTS OF 4 ESSENTIAL SKILLS:

- ★ **BUILD KNOWLEDGE AND LANGUAGE** (COMMUNICATION SKILLS, ACTIVE LISTENING, UNDERSTANDING WORD MEANINGS AND CLUES)
- ★ **FOUNDATIONAL SKILLS** (PHONEMIC AWARENESS, PHONICS, HIGH FREQUENCY/SIGHT WORDS, DECODABLE TEXTS)
- ★ **READING AND VOCABULARY** (EXPOSURE TO DIFFERENT GENRES, STORY ELEMENTS, PRINT CONCEPTS)
- ★ **WRITER'S WORKSHOP** (OPINION AND NARRATIVE WRITING, GRAMMAR SUCH AS NOUNS, ADJECTIVES, VERBS)




ELA: Reading and Writing

★ ASSESSMENTS INCLUDE TEACHER OBSERVATIONS, ONE-ON-ONE WRITTEN AND ORAL ASSESSMENTS, AND DISTRICT/STATE REQUIRED ASSESSMENTS SUCH AS DIBELS



★ THE BIGGEST DRIVER OF SUCCESS IN KINDERGARTEN ELA IS **MASTERING LETTERS AND SOUNDS** BOTH INDIVIDUALLY AND WITHIN CVC WORDS. PHONEMIC AWARENESS SKILLS PRACTICED THROUGHOUT THE YEAR WILL INCLUDE LETTER NAMING, RHYMING, BLENDING AND SEGMENTING, ADDING/DELETING/SUBSTITUTING PHONEMES, AND IDENTIFYING FIRST, MEDIAL, AND FINAL SOUNDS IN A WORD



How to Support Your Child's Reading and Writing Development at Home

★ NO TWO CHILDREN LEARN AT EXACTLY THE SAME RATE! THE NUMBER ONE THING YOU CAN DO IS FOSTER **SELF-CONFIDENCE**. THIS INSTILLS A LOVE OF LEARNING THAT WILL LAST THROUGHOUT LIFE.

★ READ WITH YOUR CHILD! READING TOGETHER NURTURES COMPANIONSHIP AND FUN AND BUILDS CONCENTRATION, FOCUS, AND VOCABULARY. LOOK FOR BOOKS ABOUT YOUR CHILD'S PARTICULAR INTERESTS AND GET SUGGESTIONS FROM THE LIBRARIAN, BUT MAKE SURE THE BOOKS AREN'T TOO HARD TO UNDERSTAND. KIDS LEARN THROUGH REPETITION, SO READ THE SAME FAVORITE BOOKS OVER AND OVER, ASK QUESTIONS, AND ENCOURAGE YOUR CHILD TO SAY SIMPLE WORDS ALOUD. THROUGHOUT THE DAY, ENCOURAGE HIM OR HER TO READ THE WORDS HE/SHE SEES ON STREET SIGNS, BILLBOARDS, AND COMPUTER SCREENS, OR HAVE HIM OR HER SEARCH FOR HIGH-FREQUENCY WORDS IN A MAGAZINE.



How to Support Your Child's Reading and Writing Development at Home

★ IN CLASS, KINDERGARTEN STUDENTS WILL BE TAUGHT TO WRITE SIMPLE CVC (CONSONANT, VOWEL, CONSONANT) WORDS, SUCH AS *HAT*, *RED*, AND *DOG*. THEY'LL ALSO WRITE SHORT, SIMPLE SENTENCES SUCH AS "THE CAT RAN HOME."

★ KEEP A SPECIAL BOX FILLED WITH WRITING MATERIALS (CRAYONS, PENCILS, MARKERS, PAPER, AND NOTEPADS) SO YOUR CHILD CAN PRACTICE WRITING SIMPLE SENTENCES ABOUT HIS DAY. PROVIDING A WIDE VARIETY OF WRITING MATERIALS ENCOURAGES KIDS. ASK ABOUT WHAT HE OR SHE HAS WRITTEN, AND HAVE HIM OR HER READ IT ALOUD. OFFER ENCOURAGEMENT BY DISPLAYING HIS OR HER WRITINGS ON THE REFRIGERATOR.



Math

I-READY IS THE MATH CURRICULUM THAT WE USE.
HERE ARE 7 UNITS IN KINDERGARTEN.

- ★ 1: Position, Length, Height, and Sorting
- ★ 2: Numbers to 5, Shapes, and Weight
- ★ 3: Addition and Subtraction Within 5 and Shapes
- ★ 4: Numbers to 10 and Shapes
- ★ 5: Numbers to 100
- ★ 6: Addition and Subtraction Within 10
- ★ 7: Teen Numbers and Shapes

MY PATH IS A MATH GAME THROUGH I-READY THAT IS DIFFERENTIATED FOR EACH STUDENT BASED ON THEIR SKILLS. IF A CHILD NEEDS HELP WITH UNDERSTANDING NUMBERS THE APP WILL HELP THEM WITH THAT. IF THE STUDENT NEEDS HELP WITH MORE/LESS THE APP WILL HELP THEM. THIS HELPS THE CHILD BUILD CONFIDENCE AND AUTOMATICITY WITH THEIR SKILLS AND ENCOURAGES THEM TO WORK INDEPENDENTLY



How to Support Your Child's Math Development at Home

★ IN CLASS, KINDERGARTEN STUDENTS WILL BE LEARNING TO WRITE NUMBERS TO 20 AND BE ABLE TO COUNT USING ONE-TO-ONE CORRESPONDENCE TO 20, 2D/3D SHAPES, ADDITION AND SUBTRACTION TO 10, NUMBER PAIRS, AND MANY OTHER SKILLS.

- AT HOME YOU CAN PRACTICE THIS BY COUNTING HOW MANY FRUIT SNACKS ARE IN A POUCH OR ANY OTHER HOUSEHOLD ITEMS SUCH AS BEADS, MARKERS, CRAYONS, COTTON BALLS, ETC. WHEN DOING THIS YOU WANT TO KEEP THE QUANTITY UNDER 20 UNLESS YOUR CHILD IS ABLE TO GO HIGHER.

★ HAVE YOUR CHILD PRACTICE WRITING NUMBERS 1-20 ON A SCRAP PAPER OR A WHITEBOARD, IF YOU HAVE ONE.

★ HAVE YOUR CHILD IDENTIFY THE SHAPES OF VARIOUS HOUSEHOLD OBJECTS. THE SHAPES WE FOCUS ON ARE SQUARE, RECTANGLE, OVAL, TRIANGLE, CIRCLE, SPHERE, CONE, CUBE, CYLINDER.

★ YOU CAN PRACTICE HAVING YOUR CHILD ADD/SUBTRACT THINGS BY USING SMALL GROUPS OF OBJECTS (UP TO 10). FOR EXAMPLE, MARKERS, CANDY, RACE CARS, DOLLS, ETC.





Social Studies

MCGRAW HILL IMPACT SOCIAL STUDIES: LEARNING AND WORKING TOGETHER

THE MAIN FOCUSES IN SOCIAL STUDIES ARE

- ★ THE IMPORTANCE OF RULES AND RESPONSIBILITIES
- ★ INDIVIDUAL ROLES IN DIFFERENT TYPES OF COMMUNITIES (HOME, SCHOOL, NEIGHBORHOOD, ETC.)
- ★ HOW WATER AND WEATHER INFLUENCE LIFE
- ★ PERSONAL DECISION-MAKING
- ★ FAMILIARITY WITH GEOGRAPHIC MODELS
- ★ CULTURE IN THE HOME, SCHOOL, AND COMMUNITY
- ★ AMERICAN SYMBOLS, HISTORICAL FIGURES, HOLIDAYS, AND TRADITIONS


SCIENCE

FOR SCIENCE WE USE A MIXTURE OF PICTURE PERFECT LESSONS AND MYSTERY SCIENCE LESSONS.

WE TEACH 4 UNITS THROUGHOUT THE YEAR:

- ★ WEATHER
- ★ PATTERNS IN THE SKY
- ★ LIVING THINGS
- ★ SOUND AND LIGHT.

WE WILL BE DOING SOME FUN PROJECTS/EXPERIMENTS INCLUDING DISCOVERING PILLBUGS, PLANTING SEEDS, LEARNING ABOUT UV RAYS IN THE SUN, AND MAKING OUR OWN DRUMS.



Social-Emotional Learning

ALL THINGS EQ: THE DISCOVERY OF YOU

Intro Video

Intro letter



ALL THINGS EQ IS A PROGRAM DESIGNED TO CREATE
A POSITIVE SCHOOL-WIDE CULTURE
THAT CAN BE FELT AND HEARD
THROUGHOUT OUR CAMPUS. IT COVERS THE POWER OF
POSITIVITY AND THE IMPORTANCE OF SELF-TALK.

★ WEEKLY LIFESKILLS WINNER

★ WEEKLY FIRESIDE CHAT (CLASS MEETING)

★ WEEKLY MOTTOS POSTED

★ BOOKS



All Things E.Q.

Academic & Leadership Skills

Hello Families,

Your student's school partners with All Things E.Q. because parents, teachers, and students all want the same thing: a healthy, happy learning environment that provides students with the academic and social skills they need to succeed.

Schools choose All Things E.Q. (ATEQ) because our weekly insights improve rather than interfere with academic instruction. An independent four-year [study](#) showed, with statistical significance, that All Things E.Q. raised ELA & Math scores on state assessments, increased attendance, and decreased student discipline referrals in both frequency and severity.

All Things E.Q. focuses on four quarterly themes:

1. *Am I being kind and helpful in this moment?*
2. *Am I using helpful self-talk?*
3. *Am I making an honest effort?*
4. *Am I focusing on solutions instead of problems?*

Each week, students are introduced to [the weekly motto](#), which teaches different academic and social skills needed for success in school. For example, our students will learn how to work through confusion, learn from mistakes, and work well in groups!

We also inform our parents about the week's motto and how to implement it at home if they choose. As a parent of three myself, I understand wanting to be kept informed! If you wish to receive additional parent insights for the 24-25 school year, please email me directly at danna@allthingseq.com.

ATEQ earned a 95% approval rating in a parent satisfaction survey. All Things E.Q. weekly parent insights were rated with a 4.44 (Very Good to Excellent) out of 5 (Excellent) in terms of creating a positive learning community. We believe it's important to include parents and schools perform best when parents and teachers work together rather than in isolation.

We look forward to a successful school year,

Danna Evans
All Things E.Q.

Clip Chart

IN OUR CLASS WE USE THE CLIP CHART. EACH DAY, STUDENTS START ON THE HAPPY FACE. THEY HAVE 2 REMINDERS BEFORE GETTING CLIPPED DOWN.

★ IF THE SAME UNDESIRED BEHAVIOR CONTINUES, IT WILL RESULT IN A MINOR. 3 MINORS, IN THE SAME CATEGORY, WILL RESULT IN A REFERRAL AND A VISIT TO THE PRINCIPAL. MINORS START OVER EACH QUARTER.

★ ???



Code of Conduct



DESERT SAGE CODE OF CONDUCT



Gecko Goals	Learning Areas	Hallway & Walkway	Playground	Cafeteria	Restroom	Arrival & Dismissal	Gecko Gathering
	Voice Level 0-3	Voice Level 0-2	Voice Level 5	Voice Level 2	Voice Level 1	Voice Level 2-3	Voice Level 0-3
Be Safe	<ul style="list-style-type: none"> Stay in work area Hands & feet to yourself Use materials correctly 	<ul style="list-style-type: none"> Face forward & walk on the right side Hands & feet to yourself Carry your materials with care Keep sand & rocks off walkway 	<ul style="list-style-type: none"> Use equipment correctly Hands & feet to yourself 	<ul style="list-style-type: none"> Carry tray with both hands Wash hands with soap Eat only your food Hands & feet to yourself 	<ul style="list-style-type: none"> Give others their personal space Use facilities appropriately Wash hands with soap 	<ul style="list-style-type: none"> Use crosswalks Hands & feet to yourself Be calm & orderly Walk your bike on campus 	<ul style="list-style-type: none"> Stay in assigned area Hands & feet to yourself Stay with your class/group
Be Respectful	<ul style="list-style-type: none"> Follow teacher directions Follow classroom procedures Take charge of your own learning Have pride in your work Persevere in tasks 	<ul style="list-style-type: none"> Yield to others Honor our school property Be polite & use manners Be aware of others 	<ul style="list-style-type: none"> Follow monitor directions Take turns Show compassion by including others Be polite & use manners 	<ul style="list-style-type: none"> Follow monitor directions Ask permission to leave your table Wait your turn in line Show compassion by including others Be polite & use manners 	<ul style="list-style-type: none"> Honor privacy Wait your turn 	<ul style="list-style-type: none"> Follow monitor & crossing guard directions Wait patiently for gates/doors to open Yield to others Honor our school property Be polite & use manners 	<ul style="list-style-type: none"> Follow teacher directions Celebrate appropriately Be polite & use manners Be aware of others
Be Responsible	<ul style="list-style-type: none"> Whole body listening Speak kindly to others Value other's genius Show compassion for yourself & others Be a productive group member 	<ul style="list-style-type: none"> Go directly to your destination Be a positive role model Be mindful of learning areas 	<ul style="list-style-type: none"> Line up immediately at the bell or whistle Report incidents to a monitor Learn rules & follow them Care for equipment, put it away 	<ul style="list-style-type: none"> Clean up after yourself Eat your food promptly Speak kindly to others 	<ul style="list-style-type: none"> Be timely Flush, wash, dry, goodbye Clean up after yourself 	<ul style="list-style-type: none"> Put technology away Stay on sidewalks, away from cars Go directly to your destination 	<ul style="list-style-type: none"> Whole body listening Participate when appropriate Keep backpack & other items in designated area

and You'll ALWAYS Be Ready to Learn!

Schedule

Teacher: Ms. McNamara

3:30 p.m. Release Schedule

Timeframe	Content/Activity
8:45-9:10	Phonics
9:10-9:35	Comprehension
9:35-10:00	Reading Small groups/centers
10:00-10:25	T3
10:25-10:50	Reading RTI
10:50-11:30	Lunch/recess
11:30-12:15	Specials
12:15-12:55	Math WG
12:55-1:15	Math SG/centers
1:15-1:40	Science
1:40-1:50	Recess
1:50-2:15	Math RTI
2:15-2:50	Writing
2:50-3:15	Social Studies
3:15-3:30	Pack up

Fireside Chat Schedule

Timeframe	Content/Activity
8:45-9:10	Fireside Chat
9:10- 9:35	Phonics
9:35-10:00	Comprehension
10:00-10:25	Reading Small groups/centers
10:25-10:50	Reading RTI
10:50-11:30	Lunch/recess
11:30-12:15	Specials
12:15-12:40	T3
12:40-1:20	Math WG
1:20-1:40	Math SG/centers
1:40-1:50	Recess
1:50-2:15	Science
2:15-2:50	Writing
2:50-3:15	Social Studies
3:15-3:30	Pack up

2:00 p.m. Release Schedule

Timeframe	Content/Activity
8:45-9:05	Phonics
9:05-9:30	Comprehension
9:30-9:50	Reading Small groups/centers
9:50-10:15	T3
10:15-10:50	Writing
10:50-11:30	Lunch/recess
11:30-12:00	Specials
12:00-12:25	RTI
12:25-12:40	Math RTI
12:40-1:05	Math WG
1:05-1:25	Math SG/centers
1:25-2:00	Science/Social Studies

Desert Sage



Gecko Gathering

Desert Sage's monthly community gathering where families can join teachers, staff & students as we celebrate all things happening at Desert Sage throughout the year.

*** 8:30 a.m. – 9:00 a.m. ***

Desert Sage Grassy Knoll/Breezeway

- Sept. 6th • Dec. 6th • Mar. 7th
- Oct. 4th • Jan. 10th • April 4th
- Nov. 1st • Feb. 7th • May 16th

- ★ Twitter: @DesertSageElem
@DELibrary!
- ★ Facebook: DVUSDDesertSage
- ★ Instagram: @dvusd_desertsage

Desert Sage

Desert Sage

Emergency Bucket Supplies Drive



Desert Sage Elementary School is working to make 60 emergency response buckets for our staff and students. There will be at least one bucket in each room throughout the campus. Each bucket will contain emergency supplies for approximately 25 individuals.



First Aid
Supplies



Sanitation
Supplies



Safety
Supplies



Weather
Supplies

DONATE NOW →

Amazon Wish List:
Desert Sage Emergency Bucket Supplies



url.dvusd.org/7bf041cb


Thank you for your support!

★ Scan the QR code to donate

Grading



DEER VALLEY
Unified School District



DVUSD

Grading Practices

Desert Sage Curriculum Night Presentation,
8/2023



CLICK ON PRESENTATION
-STOP ONCE YOU HIT SLIDE
FOR GRADE 1-2


Miscellaneous

ATTENDANCE: YOUR CHILD NEEDS TO BE IN THE CLASSROOM BY 8:45 OR THEY WILL BE MARKED TARDY.

- ★ ABSENCES MUST BE CALLED INTO THE SCHOOL ATTENDANCE LINE.

DRESSCODE:

- ★ NO SPAGHETTI STRAPS ARE ALLOWED. STRAPS NEED TO BE TWO FINGERS WIDE.
- ★ SKIRTS/DRESSES: PLEASE HAVE YOUR CHILD WEAR SHORTS UNDER THEM.
- ★ FOR P.E. DAYS STUDENTS NEED TO WEAR TENNIS SHOES. NO CROCS.



LIBRARY BOOKS:

- ★ STUDENTS MAY BRING LIBRARY BOOKS HOME.
- ★ PLEASE KEEP THEM IN THEIR BACKPACK WHEN FINISHED READING SINCE OUR LIBRARY DAY IS DIFFERENT EACH WEEK.

BLUE FOLDERS:

- ★ IMPORTANT PAPERS GO HOME IN THEIR FOLDERS ON MONDAY.
- ★ PLEASE TAKE OUT ANY PAPERS THEY BRING HOME EACH DAY.
- ★ PLEASE SIGN AND RETURN THEIR CLIP CHART CALENDAR EACH DAY.

Headphones:



Please have your student bring headphones like this to use at school.

*several students brought earbuds and are having difficulties using them.

Wishlist Items:

WISHLIST :



[https://www.amazon.com/hz/wishlist/ls/2T5FIIQBP8E2F?ref_
_ = wl_share](https://www.amazon.com/hz/wishlist/ls/2T5FIIQBP8E2F?ref_=wl_share)

THANK YOU FOR ANY DONATIONS!!

THE AMAZON WISHLIST LINK WILL STAY
THE SAME THROUGHOUT THE YEAR.
THINGS MAY BE ADDED TO IT DURING
THE YEAR

Student Login:

My PATH:

- Only allow students to do green activities at home
- No more than 15 minutes in one sitting

The screenshot shows the Deer Valley Unified School District website. At the top left is the logo with a sun and the text "DEER VALLEY Unified School District". A search bar is located at the top right. Below the search bar, there is a link for "Trista M McNamara". A grid of service tiles is displayed, including "Desert Sage Elementary School", "Blackboard Communication", "Campus Improvement Plan", "Canva", "Canvas", "Career and Technical Education", "Clever" (circled in red), "Department Improvement Plan", "Destiny", "District News", "DVUSD", and "Employee Access".

The screenshot shows the Clever student login page for "Desert Sage Elementary School". The page is titled "Resources" and has a search bar. On the left is a navigation menu with "Resources", "Library", "Pages", "My Students", and "Support". The main content area is titled "Filter Resources by" and includes buttons for "Favorites", "Popular Apps", "District Resources", "Added By Me", and "Resources". Below this, there is a section for "District Resources" with a "Curriculum" filter. A grid of resource cards is shown, including "Amplify", "Code.org", "HMH Ed Learning Platform SSO", and "i-Ready" (circled in red). Each card has a "District" button at the bottom.



Bond & Override Continuation

THANKS FOR COMING!

√123



DO YOU HAVE ANY QUESTIONS?

★ TRISTA.MCNAMARA@DVUSD.ORG (BEST WAY TO REACH ME)

★ CLASSROOM PHONE: 623-445-4748

★ WEBSITE: <https://www.dvUSD.org/Page/83067>


CREDITS: This presentation template was created by **Slidesgo**, including icons by **Flaticon**, and infographics & images by Freepik.

Please keep this slide for attribution.



Gail Block

gail.block@dvusd.org



**READING SUPPORT
IN KINDER**

**Reading Specialist and Grade
Level Team**





READING READINESS SKILLS



1

Phonemic Awareness

Hearing and playing with sounds in words.

Easy to do in the car or on a walk.

Rhyming-Dog/log Do those rhyme?

Initial Sound: Bat/ball Do they begin with the same sound?

Clapping syllables: school/bus How many syllables? 2 but/ter/fly? 3

Segmenting sounds in words: c/a/t= cat



READING

READINESS

SKILLS



Letter Naming

Uppercase and Lowercase letters

Puzzles, alphabet books, foam letters in the tub, fridge magnets

DAILY AT HOME READING

Children who read and are read to 20 minutes per day are exposed to 1.8 million words per year.

Children who read for pleasure are shown to have better mental health and are better decision makers.

By ages 8-12, the average amount of daily screen time is 4 hours and 36 minutes.

Only 37% of U.S. 4th graders read on grade level.

Children must read at home in addition to in school in order to make necessary yearly growth.

