



# Mapleton Public Schools Board of Education

Regular Meeting  
Administration Building

November 20, 2024  
6:00 p.m.

## DISTRICT MISSION

... to guarantee that all students can achieve their dreams and contribute enthusiastically to their community, country, and world ...

## BOARD PURPOSE

Provides effective governance to ensure the community's vision for public education is realized so that every child has what they need to succeed.

## BOARD ROLES

Engaging community members  
Acting as stewards  
Supporting the school district  
Advocating for quality education  
Demonstrating stability, adaptability, and resilience  
Championing the mission and vision of the district.

## 2024 - 2025

### FOCUS AREAS

Student Achievement  
Student Wellness  
Exceptional Staff  
Learning Environment  
Communication &  
Community Engagement  
Facilities Management

## BOARD MEMBERS

Mallory Boyce  
Bethany Frye  
Daisy Lechman  
Thomas Moe  
Michelle Ramos

## SUPERINTENDENT

Mike Cranford

1. Call to Order
2. Roll Call
3. Pledge of Allegiance
4. Approval of Agenda
5. Board Business
  - 5.1 Board Comments
6. What's Right in Mapleton
7. Public Participation
8. Approval of Minutes
  - 8.1 Approval of October 23, 2024, Board Meeting Minutes
  - 8.2 Approval of November 13, 2024, Board Study Minutes
9. Report of the Secretary
10. Consent Agenda
  - 10.1 Personnel Action, Policy GCE/GCF – Ms. Branscum
  - 10.2 Finance Report October 2024, Policy DIC – Mr. Storz
  - 10.3 Adoption of Policy, Policy BG – Mr. Crawford
11. Focus: Student Achievement
  - 11.1 2024-2025 Student October Count Enrollment Report, Policy CBA/CBC – Mr. Fuller
12. Focus: Exceptional Staff
  - 12.1 Dashboard Report – ESS Update, Policy CBA/CBC – Ms. Marin
13. Focus: Communication & Community Engagement
  - 13.1 1<sup>st</sup> Quarter Fiscal Year 2024-2025 Financial Report, Policy DIC – Mr. Storz
  - 13.2 DAAC Update, Policy AE – Mr. Fuller
14. Discussion of the Next Agenda
15. Superintendent's Comments
16. Board Committee Update
17. School Board Discussion/Remarks
18. Next Business Meeting Notification – Wednesday, December 18, 2024
19. Adjournment

### *Welcome to a meeting of the Mapleton Public School Board of Education!*

The Board's meeting time is dedicated to addressing Mapleton's mission and top-priority focus areas. "Public Participation" is an opportunity during the business meeting to present brief comments or pose questions to the Board for consideration or follow-up. Each person is asked to limit his or her comments to 3 minutes. If you are interested in helping Mapleton's efforts, please talk with any member of the district leadership team or call the district office at 303-853-1015. Opportunities abound. Your participation is desired.

**1.0 CALL TO ORDER**

President Thomas Moe called the meeting of the Board of Education – Mapleton Public Schools to order at 6:03 p.m. on Wednesday, October 23, 2024, at the Administration Building Boardroom.

**2.0 ROLL CALL**

Mallory Boyce – Vice President	Present
Bethany Frye – Asst. Secretary/Treasurer	Present
Daisy Lechman - Secretary	Present
Thomas Moe - President	Present
Michelle Ramos – Treasurer	Present

**3.0 PLEDGE OF ALLEGIANCE**

Mr. Moe led the Pledge of Allegiance.

**4.0 APPROVAL OF AGENDA**

**MOTION:** By Ms. Frye, seconded by Ms. Boyce, to approve the Board Agenda dated October 23, 2024, as presented.

AYES: Ms. Boyce, Ms. Frye, Ms. Lechman, Mr. Moe, and Ms. Ramos.  
Motion carried: 5-0

**5.0 BOARD BUSINESS**

**5.1 Board Comments**

Mr. Moe said that at the October 17, 2023, Board Study Session the Board:

- Reviewed and discussed Policies BG, BBA, IFKB, JICA/JRDC
- Reviewed proposed resolutions for CASB Delegate Assembly
- Received an overview of Zero Dropouts and School-Based Health Center
- Reviewed and discussed Capitol Projects

**5.2 Resolution to Oppose Amendment 80**

Mr. Crawford presented a draft resolution for consideration by the Board to declare its opposition to Amendment 80.

**MOTION:** By Ms. Ramos, seconded by Ms. Boyce, to approve the Resolution Opposing Amendment 80, as American Education Week.

AYES: Ms. Boyce, Ms. Frye, Ms. Lechman, Mr. Moe, and Ms. Ramos.  
Motion carried: 5-0

**6.0 WHAT'S RIGHT IN MAPLETON**

For What's Right in Mapleton attendees were delighted by a special presentation from Preschool on Poze. Ms. Johnson highlighted the farm unit that Preschool on Poze preschoolers have been focusing on during September and October, which included an exciting field trip to Miller Farms in Platteville. Then, a brave preschooler, accompanied by

her dad and teacher, read the book “Ms. Wishy Washy’s Farm” to the Board and audience, showcasing her growing confidence.

**7.0 PUBLIC PARTICIPATION**

None

**8.0 APPROVAL OF MINUTES**

**MOTION:** By Ms. Lechman, seconded by Ms. Ramos, to approve the minutes as stated on the Board Agenda dated October 23, 2024: 8.1 Board Meeting minutes of September 25, 2024, 8.2 Board Retreat minutes of September 28, 2024, and 8.3 Board Study minutes of October 9, 2024, as presented.

AYES: Ms. Boyce, Ms. Frye, Ms. Lechman, Mr. Moe, and Ms. Ramos.  
Motion carried: 5-0

**9.0 REPORT OF THE SECRETARY**

**10.0 CONSENT AGENDA**

10.1 Personnel Action

10.2 Financial Report September 2024

10.3 Adoption of Policy

**MOTION:** By Ms. Boyce, seconded by Ms. Ramos, to approve Agenda item 10.1 Personnel Action, 10.2 Financial Report September 2024, and 10.3 Adoption of Policy; as stated on the Board Agenda dated October 23, 2024.

AYES: Ms. Boyce, Ms. Frye, Ms. Lechman, Mr. Moe, and Ms. Ramos.  
Motion carried: 5-0

**11.0 FOCUS: STUDENT ACHIEVEMENT**

11.1 American Education Week

Ms. Ansley asked that the Board of Education approve the week of November 18-22, 2024, as the annual observance of American Education Week.

**MOTION:** By Ms. Boyce, who read the Proclamation, seconded by Ms. Lechman, to approve the week of November 18-22, 2024, as American Education Week.

AYES: Ms. Boyce, Ms. Frye, Ms. Lechman, Mr. Moe, and Ms. Ramos.  
Motion carried: 5-0

11.2 PASB Career and Technical Education (CTE) Pathway

Ms. Ansley reported that Performing Arts School on Broadway (PASB) will seek CTE program approval to implement a middle school CTE Technical Theater/Theater Design Pathway in the spring semester of 2025 through the Colorado Department of Education.

Participating students will be members of the Colorado Technology Student Association and will attend the Student Leadership Conference in Denver each February.

## **12.0 FOCUS: COMMUNICATIONS & COMMUNITY ENGAGEMENT**

### **12.1 DAAC Update**

Mr. Fuller and Ms. Ryckman reported that the District Accountability Advisory Committee met in October. Eight members of DAAC and two guests convened to focus on the DAAC charges assigned by the Board of Education, review the District Unified Improvement Plan, and review current news and activities happening in the district.

## **13.0 FOCUS: FACILITIES MANAGEMENT**

### **13.1 Trail Easement – City of Thornton**

Mr. Sauer presented a request to the Board to authorize Superintendent Crawford to sign the Trail Easement Agreement with the City of Thornton.

**MOTION:** By Ms. Boyce, seconded by Mr. Lechman, to approve the Perpetual Easement Agreement with the City of Thornton, as presented.

AYES: Ms. Boyce, Ms. Frye, Ms. Lechman, Mr. Moe, and Ms. Ramos.

Motion carried: 5-0

## **14.0 DISCUSSION OF NEXT AGENDA**

Mr. Moe said agenda items for the November 20, 2024, Board meeting would include:

- October Count Enrollment Report
- DAAC Update

## **15.0 SUPERINTENDENT'S COMMENTS**

During the Superintendent's report, Mr. Crawford expressed gratitude to the Board for their participation in the recent Board Retreat and provided an overview of the work accomplished during the event. He shared a few data results from the October count and noted that parent-teacher conferences are currently taking place across the district. Mr. Crawford also acknowledged the challenging weeks the Mapleton community has faced, highlighting how the staff has united in their efforts to support the community in rebuilding and healing.

## **16.0 BOARD COMMITTEE UPDATE**

Mr. Moe reported the Mapleton Education Foundation met on October 15<sup>th</sup>. The meeting included a Holiday Shop update, reviewed applications and selected Marchi Mini-Grant winners, a final Gala recap, and a review of 3 PTA chapter applications.

Ms. Lechman reported the BOCES will meet in November.

Ms. Boyce reported that she attended the CASB Fall Delegate Assembly on October 18<sup>th</sup> and 19<sup>th</sup>, 2024. The focus was on the Resolutions that were voted on and the Superintendent Evaluation process.

**17.0 SCHOOL BOARD DISCUSSION / REMARKS**

None

**18.0 NEXT MEETING NOTIFICATION**

The next Board Business meeting will be at 6:00 p.m. on November 20, 2024, in the Administration Board Room.

**19.0 ADJOURNMENT**

Mr. Moe noted the Board would meet in a staff debrief session following the business meeting.

The Board motioned to adjourn at 6:36 p.m.

---

Thomas Moe, Board President

---

Daisy Lechman, Board Secretary

*Submitted by Laura Milani, Recording Secretary for the Board of Education*

Members of The Board of Education – Mapleton Public Schools met in a study session at 5:30 pm on Wednesday, November 13, 2024, at the Administration Building Boardroom.

Present: Mallory Boyce – Vice President  
Bethany Frye - Asst. Secretary/Treasurer  
Daisy Lechman – Secretary  
Thomas Moe– President  
Michelle Ramos – Treasurer

During the study Session, the Board discussed:

- Board Governance
  - Policy Review – IKF, JLCE
- Student Achievement
  - District Unified Improvement Plan
- Student Wellness
  - ParentGuidance.org
- Exceptional Staff
  - Sustainability Planning
- Communication and Community Engagement
  - Election and Funding
- Learning Environments/Facilities Management
  - Capital Projects, continued

Adjournment: 8:15 pm

No official Board action was taken at the meeting.

---

Thomas Moe, Board President

---

Daisy Lechman, Board Secretary

*Submitted by Laura Milani, Recording Secretary for the Board of Education*

# Memo

TO: Michael Crawford, Superintendent  
FROM: Ingrid Marin, Director, Talent Management  
DATE: November 15, 2024

**Policy:** Professional Staff Recruiting and Hiring, Policy GCE/GCF  
**Report Type:** Decision Making (Consent)  
**SUBJECT:** Personnel Action

---

**Policy Wording:** The Board of Education for Mapleton Public Schools directs the Superintendent to develop and maintain a recruitment program designed to attract and hold the best possible personnel.

**Policy Interpretation:** This policy is interpreted to include monthly updates to the Board on the District's hiring and staffing changes.

**Decision Requested:** The Office of Human Resources recommends the following personnel information to be approved by Board Action at the regular meeting on November 20, 2024.

## CLASSIFIED STAFF

<u>NEW EMPLOYEES</u>	<u>POSITION</u>	<u>LOCATION</u>	<u>HIRE DATE</u>	<u>REASON</u>
Abad, Felicia	Nutrition Services Manager In Training	Nutrition Services	11/05/2024	New Hire
Castellanos, Esme	ILC SPED Paraprofessional	Meadow	10/22/2024	New Hire
Davis, Katherine	Preschool Paraprofessional	Preschool on Poze	10/31/2024	New Hire
DiGiacomo, Michael	ILC SPED Paraprofessional	Welby	10/21/2024	New Hire
Fonseca, Silvia	Bus Driver	Transportation	10/21/2024	New Hire
Gonzales, Christopher	Sub Custodian	Operations	10/28/2024	New Hire
Munoz, Keydi	Instructional Paraprofessional	York	11/18/2024	New Hire
Ramos-Gonzalez, Elizabeth	Sub Preschool Paraprofessional	Preschool	10/14/2024	Re-Hire
Scott, Emilia	Sub Nutrition Assistant	Nutrition Services	10/21/2024	New Hire
Silva, Rhealynn	Bus Paraprofessional	Transportation	11/05/2024	New Hire
Villegas, Bryanna	Sub Preschool Paraprofessional	Preschool	10/31/2024	New Hire
Walker, Venus	Bus Driver	Transportation	10/17/2024	New Hire

<u>RESIGNATIONS/TERMS</u>	<u>POSITION</u>	<u>LOCATION</u>	<u>TERM DATE</u>	<u>REASON</u>
Bucholz, Morgan	Instructional Paraprofessional	Explore	10/18/2024	Resignation
Garcia, Betty	Bus Driver	Transportation	11/14/2024	Termination
Scarpella-Straub, Abigail	Coordinator, Ed Stability	Integrated Services, Health Services	11/14/2024	Resignation

## CLASSIFIED REQUESTS

No requests at this time.

## LICENSED STAFF

<u>NEW EMPLOYEES</u>	<u>POSITION</u>	<u>LOCATION</u>	<u>HIRE DATE</u>	<u>REASON</u>
Alcantar-Campbell, Taylor	Instructional Guide	Mapleton Online	11/15/2024	Re-Hire
Passini, Jacob	Music	Achieve	10/28/2024	New Hire
Schultz, Laura	Special Education	GPA	11/12/2024	New Hire

<u>RESIGNATIONS/TERMS</u>	<u>POSITION</u>	<u>LOCATION</u>	<u>TERM DATE</u>	<u>REASON</u>
Cianfichi, Vanessa	Instructional Guide	Mapleton Online	11/01/2024	Resignation
Harp, Kelley	MS Math	Trailside	12/20/2024	Resignation

**LICENSED REQUESTS**

No requests at this time.

**ADMINISTRATION STAFF**

<u>NEW EMPLOYEES</u>	<u>POSITION</u>	<u>LOCATION</u>	<u>HIRE DATE</u>	<u>REASON</u>
<u>RESIGNATIONS/TERMS</u>	<u>POSITION</u>	<u>LOCATION</u>	<u>TERM DATE</u>	<u>REASON</u>

**ADMINISTRATION REQUESTS**

No requests at this time.

**LEAVE REQUESTS**

<u>NAME</u>	<u>DATES</u>
Anaya, Tabitha	10/28/2024 – 11/07/2024
Caballero Rios, Norma	10/24/2024 – 11/20/2024
Cortez, Betty	10/24/2024 – 11/11/2024
Gutierrez, Beronica	12/03/2024 – 12/06/2024
Jessie, Rebecca	12/11/2024 – 01/08/2025
Lauffenburger, Alexis	10/30/2024 – intermittent
Loper, Gregory	08/22/2024 – intermittent
Morland, Heather	10/31/2024 – 11/27/2024
Nonies, Lorianne	01/06/2025 – 01/31/2025
Newman, Jesse	11/11/2024 – 11/22/2024
Patterson, Stephanie	12/02/2024 – 01/03/2025
Romero, Nicholas	12/02/2024 – 01/17/2025
Sandoval, Ana	11/18/2024 – 12/16/2024



**Mapleton Public Schools  
General Fund  
October 2024-25**

	<b>Budget 2024-25</b>	<b>YTD Actual 2024-25</b>	<b>YTD as % of Budget</b>	<b>Budget 2023-24</b>	<b>YTD Actual 2023-24</b>	<b>YTD as % of Budget</b>
<b>Revenues</b>						
Local Revenue	\$ 58,683,138	\$ 2,111,991	3.60%	\$ 54,204,038	\$ 1,469,556	2.71%
Intermediate Revenue	5,000	2,694	53.89%	5,000	4,998	99.95%
County Revenue	-	-	0.00%	-	-	0.00%
State Revenue	49,494,053	21,845,810	44.14%	47,078,466	17,641,379	37.47%
Federal Revenue	-	-	0.00%	-	-	0.00%
Transfers/Other Resources	(2,859,855)	-	0.00%	(1,000,926)	-	0.00%
<b>Total General Fund Revenues</b>	<b>\$ 105,322,336</b>	<b>\$ 23,960,495</b>	<b>22.75%</b>	<b>\$ 100,286,578</b>	<b>\$ 19,115,933</b>	<b>19.06%</b>
<b>Expenditures</b>						
Salaries	\$ 64,072,821	\$ 15,383,228	24.01%	\$ 59,061,024	\$ 14,184,651	24.02%
Benefits	23,314,426	4,744,846	20.35%	21,325,242	4,286,493	20.10%
Purchased Professional Services	2,882,321	885,529	30.72%	2,824,551	690,887	24.46%
Purchased Property Services	2,644,773	1,415,507	53.52%	2,753,206	1,474,424	53.55%
Other Purchased Services	4,040,749	2,113,959	52.32%	3,227,141	1,668,817	51.71%
Supplies & Materials	4,863,647	1,725,477	35.48%	4,958,065	1,559,564	31.46%
Property	867,995	741,739	85.45%	388,103	103,366	26.63%
Other Objects	1,503,116	(519,382)	-34.55%	1,488,909	(299,129)	-20.09%
Other Uses of Funds	903,169	81,521	9.03%	693,207	56,025	8.08%
<b>Total General Fund Expenditures</b>	<b>\$ 105,093,017</b>	<b>\$ 26,572,424</b>	<b>25.28%</b>	<b>\$ 96,719,448</b>	<b>\$ 23,725,099</b>	<b>24.53%</b>
Beginning Fund Balance	\$ 19,836,789	\$ 22,029,378		\$ 12,480,687	\$ 12,480,687	
Net Change in Fund Balance	229,319	(2,611,929)		3,567,130	(4,609,166)	
<b>Fund Balance Year to Date</b>	<b>\$ 20,066,108</b>	<b>\$ 19,417,449</b>		<b>\$ 16,047,817</b>	<b>\$ 7,871,520</b>	



**Mapleton Public Schools  
Risk Management Fund  
October 2024-25**

	<b>Budget 2024-25</b>	<b>YTD Actual 2024-25</b>	<b>YTD as % of Budget</b>	<b>Budget 2023-24</b>	<b>YTD Actual 2023-24</b>	<b>YTD as % of Budget</b>
<b>Revenues</b>						
Local Revenue	\$ -	\$ -	0.00%	\$ -	\$ -	0.00%
Intermediate Revenue	-	-	0.00%	-	-	0.00%
State Revenue	-	-	0.00%	-	-	0.00%
Federal Revenue	-	-	0.00%	-	-	0.00%
Transfers/Other Resources	-	-	0.00%	(1,997,448)	-	0.00%
<b>Total Risk Management Fund Revenues</b>	<b>\$ -</b>	<b>\$ -</b>	<b>0.00%</b>	<b>\$ (1,997,448)</b>	<b>\$ -</b>	<b>0.00%</b>
<b>Expenditures</b>						
Salaries	\$ -	\$ -	0.00%	\$ -	\$ -	0.00%
Benefits	-	-	0.00%	-	-	0.00%
Purchased Professional Services	-	-	0.00%	-	-	0.00%
Purchased Property Services	-	-	0.00%	-	-	0.00%
Other Purchased Services	-	-	0.00%	-	-	0.00%
Supplies & Materials	-	-	0.00%	-	-	0.00%
Property	-	-	0.00%	-	-	0.00%
Other Objects	-	-	0.00%	-	-	0.00%
Other Uses of Funds	-	-	0.00%	-	-	0.00%
<b>Total Risk Management Fund Expenditures</b>	<b>\$ -</b>	<b>\$ -</b>	<b>0.00%</b>	<b>\$ -</b>	<b>\$ -</b>	<b>0.00%</b>
Beginning Fund Balance	\$ -	\$ -		\$ 1,997,448	\$ -	
Net Change in Fund Balance	\$ -	\$ -		(1,997,448)	-	
<b>Fund Balance Year to Date</b>	<b>\$ -</b>	<b>\$ -</b>		<b>\$ -</b>	<b>\$ -</b>	



**Mapleton Public Schools  
Colorado Preschool Fund  
October 2024-25**

	<b>Budget 2024-25</b>	<b>YTD Actual 2024-25</b>	<b>YTD as % of Budget</b>	<b>Budget 2023-24</b>	<b>YTD Actual 2023-24</b>	<b>YTD as % of Budget</b>
<b>Revenues</b>						
Local Revenue	\$ 1,100,750	\$ 263,240	23.91%	\$ 1,033,029	\$ 406,367	39.34%
Intermediate Revenue	-	-	0.00%	-	-	0.00%
State Revenue	3,172,793	1,207,562	38.06%	2,855,487	605,207	21.19%
Federal Revenue	-	-	0.00%	-	-	0.00%
Transfers/Other Resources	2,199,855	-	0.00%	1,942,957	-	0.00%
<b>Total Colorado Preschool Fund Revenues</b>	<b>\$ 6,473,398</b>	<b>\$ 1,470,802</b>	<b>22.72%</b>	<b>\$ 5,831,473</b>	<b>\$ 1,011,575</b>	<b>17.35%</b>
<b>Expenditures</b>						
Salaries	\$ 4,908,666	\$ 1,018,393	20.75%	\$ 4,330,940	\$ 859,202	19.84%
Benefits	1,473,710	324,964	22.05%	1,329,826	269,051	20.23%
Purchased Professional Services	22,000	5,023	22.83%	20,582	5,569	27.06%
Purchased Property Services	6,500	2,038	31.35%	6,640	2,102	31.65%
Other Purchased Services	5,600	1,430	25.54%	11,581	1,284	11.09%
Supplies & Materials	100,334	15,189	15.14%	104,404	17,400	16.67%
Property	11,000	13,500	122.73%	10,000	-	0.00%
Other Objects	25,500	13,252	51.97%	17,500	9,430	53.88%
Other Uses of Funds	-	-	0.00%	-	-	0.00%
<b>Total Colorado Preschool Fund Expenditures</b>	<b>\$ 6,553,310</b>	<b>\$ 1,393,788</b>	<b>21.27%</b>	<b>\$ 5,831,473</b>	<b>\$ 1,164,037</b>	<b>19.96%</b>
Beginning Fund Balance	\$ 79,912	\$ 79,912		\$ -	\$ -	
Net Change in Fund Balance	(79,912)	77,014		(0.27)	(152,462)	
<b>Fund Balance Year to Date</b>	<b>\$ -</b>	<b>\$ 156,926</b>		<b>\$ (0)</b>	<b>\$ (152,462)</b>	



**Mapleton Public Schools  
Nutrition Services Fund  
October 2024-25**

	<b>Budget 2024-25</b>	<b>YTD Actual 2024-25</b>	<b>YTD as % of Budget</b>	<b>Budget 2023-24</b>	<b>YTD Actual 2023-24</b>	<b>YTD as % of Budget</b>
<b>Revenues</b>						
Local Revenue	\$ 246,310	\$ 44,228	17.96%	\$ 220,027	\$ 75,055	34.11%
Intermediate Revenue	-	-	0.00%	-	-	0.00%
State Revenue	1,161,000	128,476	11.07%	865,233	45,816	5.30%
Federal Revenue	3,076,482	661,493	21.50%	2,577,328	1,228,804	47.68%
Transfers/Other Resources	-	-	0.00%	-	-	0.00%
<b>Total Nutrition Services Fund Revenues</b>	<b>\$ 4,483,792</b>	<b>\$ 834,197</b>	<b>18.60%</b>	<b>\$ 3,662,588</b>	<b>\$ 1,349,675</b>	<b>36.85%</b>
<b>Expenditures</b>						
Salaries	\$ 1,798,753	\$ 422,329	23.48%	\$ 1,689,556	\$ 368,608	21.82%
Benefits	548,952	128,893	23.48%	520,130	111,148	21.37%
Purchased Professional Services	72,900	62,152	85.26%	75,110	50,224	66.87%
Purchased Property Services	81,600	8,781	10.76%	82,600	11,852	14.35%
Other Purchased Services	16,000	10,874	67.96%	6,500	3,964	60.98%
Supplies & Materials	1,765,612	515,582	29.20%	1,677,626	361,521	21.55%
Property	-	2,747	0.00%	-	11	100.00%
Other Objects	354,603	1,006	0.28%	851,500	1,012	0.12%
Other Uses of Funds	-	-	0.00%	-	-	0.00%
<b>Total Nutrition Services Fund Expenditures</b>	<b>\$ 4,638,420</b>	<b>\$ 1,152,364</b>	<b>24.84%</b>	<b>\$ 4,903,022</b>	<b>\$ 908,339</b>	<b>18.53%</b>
Beginning Fund Balance	\$ 2,451,374	\$ 2,833,109		\$ 2,453,838	\$ 2,453,838	
Net Change in Fund Balance	(154,628)	(318,167)		(1,240,434)	441,336	
<b>Fund Balance Year to Date</b>	<b>\$ 2,296,746</b>	<b>\$ 2,514,942</b>		<b>\$ 1,213,404</b>	<b>\$ 2,895,174</b>	



**Mapleton Public Schools  
Grants Fund  
October 2024-25**

	<b>Budget 2024-25</b>	<b>YTD Actual 2024-25</b>	<b>YTD as % of Budget</b>	<b>Budget 2023-24</b>	<b>YTD Actual 2023-24</b>	<b>YTD as % of Budget</b>
<b>Revenues</b>						
Local Revenue	\$ 57,099	\$ 42,592	74.59%	\$ 58,827	\$ 50,000	84.99%
Intermediate Revenue	\$ -	\$ -	0.00%	\$ -	\$ -	0.00%
State Revenue	\$ 2,011,826	460,975	22.91%	2,093,677	615,596	29.40%
Federal Revenue	\$ 4,988,835	1,481,816	29.70%	5,500,814	305,317	5.55%
Transfers/Other Resources	\$ -	\$ -	0.00%	100,638	\$ -	0.00%
<b>Total Grants Fund Revenues</b>	<b>\$ 7,057,760</b>	<b>\$ 1,985,383</b>	<b>28.13%</b>	<b>\$ 7,753,956</b>	<b>\$ 970,913</b>	<b>12.52%</b>
<b>Expenditures</b>						
Salaries	\$ 1,914,425	\$ 542,358	28.33%	\$ 1,730,752	\$ 572,794	33.10%
Benefits	\$ 582,788	158,690	27.23%	481,166	171,785	35.70%
Purchased Professional Services	\$ 881,052	162,345	18.43%	1,212,417	163,363	13.47%
Purchased Property Services	\$ 37,600	2,587	6.88%	13,350	13,273	99.43%
Other Purchased Services	\$ 494,255	138,984	28.12%	560,165	211,821	37.81%
Supplies & Materials	\$ 366,007	121,070	33.08%	719,140	43,838	6.10%
Property	\$ 211,985	33,565	15.83%	125,613	141,740	112.84%
Other Objects	\$ 2,569,648	540,666	21.04%	2,855,937	418,587	14.66%
Other Uses of Funds	\$ -	\$ -	0.00%	\$ -	\$ -	0.00%
<b>Total Grants Fund Expenditures</b>	<b>\$ 7,057,760</b>	<b>\$ 1,700,264</b>	<b>24.09%</b>	<b>\$ 7,698,539</b>	<b>\$ 1,737,201</b>	<b>22.57%</b>
Beginning Fund Balance	\$ -	\$ -		\$ (55,417)	\$ (55,417)	
Net Change in Fund Balance	\$ -	285,118		55,417	(766,289)	
<b>Fund Balance Year to Date</b>	<b>\$ -</b>	<b>\$ 285,118</b>		<b>\$ 0</b>	<b>\$ (821,706)</b>	



**Mapleton Public Schools  
Student Activities Fund  
October 2024-25**

	<b>Budget 2024-25</b>	<b>YTD Actual 2024-25</b>	<b>YTD as % of Budget</b>	<b>Budget 2023-24</b>	<b>YTD Actual 2023-24</b>	<b>YTD as % of Budget</b>
<b>Revenues</b>						
Local Revenue	\$ 325,000	\$ 277,951	85.52%	\$ -	\$ 143,916	100.00%
Intermediate Revenue	-	-	0.00%	-	-	0.00%
State Revenue	-	-	0.00%	-	-	0.00%
Federal Revenue	-	-	0.00%	-	-	0.00%
Transfers/Other Resources	-	-	0.00%	-	-	0.00%
<b>Total Student Activities Fund Revenues</b>	<b>\$ 325,000</b>	<b>\$ 277,951</b>	<b>85.52%</b>	<b>\$ -</b>	<b>\$ 143,916</b>	<b>100.00%</b>
<b>Expenditures</b>						
Salaries	\$ -	\$ 3,423	100.00%	\$ -	\$ 1,977	100.00%
Benefits	-	748	100.00%	-	441	100.00%
Purchased Professional Services	-	-	0.00%	-	-	0.00%
Purchased Property Services	-	-	0.00%	-	-	0.00%
Other Purchased Services	-	822	100.00%	-	-	0.00%
Supplies & Materials	325,000	87,328	26.87%	247,534	69,391	28.03%
Property	-	-	0.00%	-	-	0.00%
Other Objects	-	6,505	0.00%	-	-	0.00%
Other Uses of Funds	-	-	0.00%	-	-	0.00%
<b>Total Student Activities Fund Expenditures</b>	<b>\$ 325,000</b>	<b>\$ 98,827</b>	<b>30.41%</b>	<b>\$ 247,534</b>	<b>\$ 71,809</b>	<b>29.01%</b>
Beginning Fund Balance	\$ 250,190	\$ 211,773		\$ 247,534	\$ 247,534	
Net Change in Fund Balance	-	179,124		(247,534)	72,108	
<b>Fund Balance Year to Date</b>	<b>\$ 250,190</b>	<b>\$ 390,897</b>		<b>\$ -</b>	<b>\$ 319,641</b>	



**Mapleton Public Schools  
Fee Supported Fund  
October 2024-25**

	<b>Budget 2024-25</b>	<b>YTD Actual 2024-25</b>	<b>YTD as % of Budget</b>	<b>Budget 2023-24</b>	<b>YTD Actual 2023-24</b>	<b>YTD as % of Budget</b>
<b>Revenues</b>						
Local Revenue	\$ 150,000	\$ 4,449	2.97%	\$ -	\$ -	0.00%
Intermediate Revenue	-	-	0.00%	-	-	0.00%
State Revenue	-	-	0.00%	-	-	0.00%
Federal Revenue	-	-	0.00%	-	-	0.00%
Transfers/Other Resources	-	-	0.00%	-	-	0.00%
<b>Total Fee Supported Fund Revenues</b>	<b>\$ 150,000</b>	<b>\$ 4,449</b>	<b>2.97%</b>	<b>\$ -</b>	<b>\$ -</b>	<b>0.00%</b>
<b>Expenditures</b>						
Salaries	\$ 60,000	\$ 39,192	65.32%	\$ -	\$ -	0.00%
Benefits	20,000	11,756	58.78%	-	-	0.00%
Purchased Professional Services	-	-	0.00%	-	-	0.00%
Purchased Property Services	-	-	0.00%	-	-	0.00%
Other Purchased Services	20,000	-	0.00%	-	-	0.00%
Supplies & Materials	50,000	-	0.00%	-	-	0.00%
Property	-	-	0.00%	-	-	0.00%
Other Objects	-	-	0.00%	-	-	0.00%
Other Uses of Funds	-	-	0.00%	-	-	0.00%
<b>Total Fee Supported Fund Expenditures</b>	<b>\$ 150,000</b>	<b>\$ 50,947</b>	<b>33.96%</b>	<b>\$ -</b>	<b>\$ -</b>	<b>0.00%</b>
Beginning Fund Balance	\$ -	\$ -		\$ -	\$ -	
Net Change in Fund Balance	-	(46,498)		-	-	
<b>Fund Balance Year to Date</b>	<b>\$ -</b>	<b>\$ (46,498)</b>		<b>\$ -</b>	<b>\$ -</b>	



**Mapleton Public Schools  
Bond Redemption Fund  
October 2024-25**

	<b>Budget 2024-25</b>	<b>YTD Actual 2024-25</b>	<b>YTD as % of Budget</b>	<b>Budget 2023-24</b>	<b>YTD Actual 2023-24</b>	<b>YTD as % of Budget</b>
<b>Revenues</b>						
Local Revenue	\$ 12,006,230	\$ 230,267	1.92%	\$ 12,628,467	\$ 220,477	1.75%
Intermediate Revenue	-	-	0.00%	-	-	0.00%
State Revenue	-	-	0.00%	-	-	0.00%
Federal Revenue	-	-	0.00%	-	-	0.00%
Transfers/Other Resources	-	-	0.00%	-	-	0.00%
<b>Total Bond Redemption Fund Revenues</b>	<b>\$ 12,006,230</b>	<b>\$ 230,267</b>	<b>1.92%</b>	<b>\$ 12,628,467</b>	<b>\$ 220,477</b>	<b>1.75%</b>
<b>Expenditures</b>						
Salaries	\$ -	\$ -	0.00%	\$ -	\$ -	0.00%
Benefits	-	-	0.00%	-	-	0.00%
Purchased Professional Services	7,100	675	9.51%	8,300	675	8.13%
Purchased Property Services	-	-	0.00%	-	-	0.00%
Other Purchased Services	-	-	0.00%	-	-	0.00%
Supplies & Materials	-	-	0.00%	-	-	0.00%
Property	-	-	0.00%	-	-	0.00%
Other Objects	6,170,041	-	0.00%	6,982,424	-	0.00%
Other Uses of Funds	5,829,089	-	0.00%	5,637,743	-	0.00%
<b>Total Bond Redemption Fund Expenditures</b>	<b>\$ 12,006,230</b>	<b>\$ 675</b>	<b>0.01%</b>	<b>\$ 12,628,467</b>	<b>\$ 675</b>	<b>0.01%</b>
Beginning Fund Balance	\$ 11,940,066	\$ 12,289,641		\$ 11,940,067	\$ 11,940,067	
Net Change in Fund Balance	-	229,592		-	219,802	
<b>Fund Balance Year to Date</b>	<b>\$ 11,940,066</b>	<b>\$ 12,519,233</b>		<b>\$ 11,940,067</b>	<b>\$ 12,159,869</b>	



**Mapleton Public Schools  
Building Fund  
October 2024-25**

	Budget 2024-25			YTD Actual 2024-25			YTD as % of Budget			
<b>Revenues</b>										
Local Revenue	\$	-	\$	56	100.00%	\$	-	\$	816	100.00%
Intermediate Revenue		-		-	0.00%		-		-	0.00%
State Revenue		25,000		-	0.00%		-		-	0.00%
Federal Revenue		-		-	0.00%		-		-	0.00%
Transfers/Other Resources		-		-	0.00%		-		-	0.00%
<b>Total Building Fund Revenues</b>	<b>\$</b>	<b>25,000</b>	<b>\$</b>	<b>56</b>	<b>0.22%</b>	<b>\$</b>	<b>-</b>	<b>\$</b>	<b>816</b>	<b>100.00%</b>
<b>Expenditures</b>										
Salaries		-	\$	-	0.00%	\$	-	\$	-	0.00%
Benefits		-		-	0.00%		-		-	0.00%
Purchased Professional Services		-		3,000	100.00%		529,607		-	0.00%
Purchased Property Services		-		36,910	100.00%		-		-	0.00%
Other Purchased Services		-		-	0.00%		-		-	0.00%
Supplies & Materials		-		-	0.00%		-		-	0.00%
Property		2,095,697		71,461	3.41%		-		48,701	100.00%
Other Objects		-		-	0.00%		1,588,822		-	0.00%
Other Uses of Funds		-		-	0.00%		-		-	0.00%
<b>Total Building Fund Expenditures</b>	<b>\$</b>	<b>2,095,697</b>	<b>\$</b>	<b>111,371</b>	<b>5.31%</b>	<b>\$</b>	<b>2,118,429</b>	<b>\$</b>	<b>48,701</b>	<b>2.30%</b>
Beginning Fund Balance	\$	2,070,697	\$	2,047,203		\$	2,118,429	\$	2,118,429	
Net Change in Fund Balance		(2,070,697)		(111,315)			(2,118,429)		(47,885)	
<b>Fund Balance Year to Date</b>	<b>\$</b>	<b>-</b>	<b>\$</b>	<b>1,935,888</b>		<b>\$</b>	<b>(0)</b>	<b>\$</b>	<b>2,070,543</b>	



**Mapleton Public Schools  
Capital Reserve Fund  
October 2024-25**

	<b>Budget 2024-25</b>	<b>YTD Actual 2024-25</b>	<b>YTD as % of Budget</b>	<b>Budget 2023-24</b>	<b>YTD Actual 2023-24</b>	<b>YTD as % of Budget</b>
<b>Revenues</b>						
Local Revenue	\$ -	\$ 258,567	100.00%	\$ -	\$ 513,432	100.00%
Intermediate Revenue	-	-	0.00%	-	-	0.00%
State Revenue	7,625,042	4,783,576	62.74%	13,577,217	316,038	2.33%
Federal Revenue	-	-	0.00%	-	-	0.00%
Transfers/Other Resources	38,660,000	-	0.00%	5,500,000	13,188	0.24%
<b>Total Capital Reserve Fund Revenues</b>	<b>\$ 46,285,042</b>	<b>\$ 5,042,143</b>	<b>10.89%</b>	<b>\$ 19,077,217</b>	<b>\$ 842,657</b>	<b>4.42%</b>
<b>Expenditures</b>						
Salaries	\$ -	\$ -	0.00%	\$ -	\$ -	0.00%
Benefits	-	-	0.00%	-	-	0.00%
Purchased Professional Services	-	-	0.00%	-	-	0.00%
Purchased Property Services	145,000	-	0.00%	145,000	-	0.00%
Other Purchased Services	-	-	0.00%	-	-	0.00%
Supplies & Materials	-	-	0.00%	-	-	0.00%
Property	35,977,189	9,728,910	27.04%	35,977,189	630	0.00%
Other Objects	677,220	-	0.00%	677,220	-	0.00%
Other Uses of Funds	5,250,000	-	0.00%	5,250,000	-	0.00%
<b>Total Capital Reserve Fund Expenditures</b>	<b>\$ 42,049,409</b>	<b>\$ 9,728,910</b>	<b>23.14%</b>	<b>\$ 42,049,409</b>	<b>\$ 630</b>	<b>0.00%</b>
Beginning Fund Balance	\$ 13,946,544	\$ 19,511,655		\$ 22,972,192	\$ 22,972,192	
Net Change in Fund Balance	4,235,633	(4,686,767)		(22,972,192)	842,027	
<b>Fund Balance Year to Date</b>	<b>\$ 18,182,177</b>	<b>\$ 14,824,888</b>		<b>\$ (0)</b>	<b>\$ 23,814,219</b>	

**Mapleton Public Schools  
2024-25 Fund Balance Summary  
October 2024-25**

<b>Fund</b>	<b>Estimated Year To Date Fund Balance October 2024-25</b>	<b>Budgeted Fund Balance 2024-25</b>
General Fund	19,417,449	19,836,789
Risk Management Fund	-	-
Colorado Preschool Fund	156,926	79,912
Nutrition Services Fund	2,514,942	2,451,374
Grants Fund	285,118	-
Student Activities Fund	390,897	250,190
Fee Supported Fund	(46,498)	-
Bond Redemption Fund	12,519,233	11,940,066
Building Fund	1,935,888	2,070,697
Capital Reserve Fund	14,824,888	13,946,546

# Memo

TO: Board of Education  
FROM: Mike Crawford, Superintendent  
DATE: November 20, 2024

**Policy:** BG – School Board Policy Process  
**Report Type:** Decision Making  
**SUBJECT:** Adoption of Board Policy

---

**Policy Wording:** The Board of Education for Mapleton Public Schools considers policy development its chief responsibility. The Board strives to reflect the community's values in its policies and commits itself to an ongoing effort to engage the community regarding policy-level concerns. The Board develops policies and puts them in writing to provide for the successful, consistent, and efficient operation of the District's schools and the high achievement of District students.

**Policy Interpretation:** This policy is interpreted as requiring Board of Education approval of any new or revised Board policies.

**Decision Requested:** District administration is requesting the adoption of the attached policies.

**Report:** At the November 13, 2024, Board Study Session, district administration and the Board of Education received the following policies for review. These policies are being presented for discussion and final vote.

IKF	Graduation Requirements
JLCE	First Aid and Emergency Medical Care

## **Graduation Requirements**

In pursuit of its mission to ensure that each student is empowered to achieve his or her dreams, Mapleton Public Schools (the “District”) has established the following graduation requirements.

Mapleton students, parents/guardians, and staff must work together to ensure graduation requirements are met. Teachers, post-secondary coaches, and administrators shall guide students and inform parents/guardians in order to ensure that students are aware of graduation requirements and their progress toward meeting these requirements.

To receive a high school diploma from Mapleton Public Schools, all students must meet or exceed the District’s academic standards. Students with disabilities and students involved in the criminal justice system must be provided access to all graduation pathways provided by this policy and shall have the opportunity to earn a high school diploma from the District.

Graduation from high school is a culminating event that results from the foundations built at the elementary and middle levels. Graduation is a collaborative effort among levels in a student’s public school career. Each level of school and each staff member or parent/guardian who instructs or counsels a student shares responsibility for the ultimate ability of that student to demonstrate proficiency in the District’s academic standards and to meet the expectations for graduation.

### **Units of Credit Needed**

A total of 22 credits earned during high school are required for graduation. A credit is defined as the amount of credit given for the successful completion of a course which meets five days per week for a minimum of 40 minutes daily for at least 36 weeks, or the equivalent.

Successful completion means that the student obtained a passing grade for the course, which is the equivalent of a “C-” or better. Students may also be permitted to receive course credit for demonstrating proficiency in a subject area equivalent to that shown by successful completion of the course. Proficiency may be demonstrated through receiving a “D-” or better in a college course in the same subject, or a “C-“ through a presentation of evidence consistent with District approved rubrics demonstrating course-level equivalent knowledge and skills. Receiving course credit based on demonstrated proficiency rather than course completion must be approved by the Superintendent (or designee).

A student may pursue coursework in one or more content areas beyond the minimum requirements, insofar as school scheduling and resources permit. Students may request to transfer credit earned through alternative means such as college coursework,

correspondence courses, armed services credit, adult education, independent study, and internships to count toward high school graduation from Mapleton. These requests will be approved on an individual basis.

In rare instances, the Superintendent may approve a waiver of a specific requirement. The waiver request will be approved or denied based on the rationale provided for such waiver.

The following criteria shall entitle a student to a high school diploma from Mapleton Public Schools:

- Achievement in academic content standards as demonstrated by mastery of the curriculum which may include, but is not limited to, daily classroom assignments, State and District assessments, classroom assessments, and student participation in, and completion of, assigned projects.
- Successful completion of 22 credits in grades nine through twelve in the prescribed categories listed below (District requirements) in addition to successful completion of all school-specific requirements.
- Demonstration of academic proficiency in English and math using one measure in each content from the Mapleton Public Schools Menu of College and Career-Ready Demonstrations listed in the accompanying regulation (IKF-R).

The following District-wide graduation requirements must be satisfied to be eligible for graduation:

<b>Subject Area</b>	<b>Credits Required</b>	<b>Specific Courses Required</b>
English	4	
Mathematics	3	All 3 credits must be earned in Algebra 1 and higher
Natural/Physical Science	4	At least 2 credits must be lab-based
Social Studies	3	At least .5 credit must be in Civics/Government and at least 1 credit must be in U.S. or World History
Foreign Languages	1	

Physical Education	1	Must receive at least .5 credit in Health and .5 credit in Physical Education
Academic Electives	5.5	Financial Literacy – required course  Must receive at least .5 credit in art and .5 credit in technology.  The remaining credits may be earned in any academic area listed, or AFJROTC, foreign languages, computer science, Career X, art, music, or drama. Also acceptable are college credits earned based on concurrent enrollment programs, or International Baccalaureate courses.
Capstone	.5	Includes an independent research project, a community service experience, and an individual career and academic portfolio.
Total	22	

The Colorado State Board of Education has adopted State graduation guidelines that identify college and career readiness measures in English (Reading, Writing, and Communicating) and Mathematics. Mapleton Public Schools has selected its own measures from these State graduation guidelines. See IKF-R.

Students must complete at least one English measure and one Math measure and meet or exceed the measure’s corresponding cut score or criteria to demonstrate college and career readiness in English and Math. The Board’s approved measures and cut score are outlined in this policy’s accompanying regulation.

### **Exceptions to the Board’s Required Measures and Cut Scores/Criteria**

If a student has demonstrated college and career readiness by completing an assessment or other measure that is not included in this policy’s accompanying regulation but is included in the State graduation guidelines, the school director (or designee) may determine that such assessment or other measure is acceptable and meets the District’s graduation requirements.

### **School-Specific Requirements**

Mapleton Public Schools offers unique learning experiences for its students and each school provides its own learning model and environment. Accordingly, each high school requires students to complete school-specific academic experiences that reflect the focus of that specific school. This provides a unique mix of approaches of equal rigor for students to demonstrate essential skills and knowledge for life after graduation. To be eligible for graduation, all students must complete the school-specific graduation requirements in addition to the District-wide graduation requirements.

### **Credit from Other Institutions and Home-Based Programs**

All students entering from outside the District must meet the District graduation requirements. The school director shall determine whether credit toward graduation requirements shall be granted for courses taken outside the District. Students who are currently enrolled in the District who wish to obtain credit from outside institutions or through online programs must have prior approval from the school director.

The District shall accept the transcripts from a home-based educational program. In order to determine whether the courses and grades earned are consistent with District requirements and academic standards, the District shall require submission of the student's work or other proof of academic performance for each course for which credit toward graduation is sought. In addition, the District may administer testing to the student to verify the accuracy of the student's transcripts. The District may reject any transcripts that cannot be verified through such testing.

### **Credit from a Dropout Recovery Program**

In accordance with applicable State law, college courses completed pursuant to the student's participation in a "dropout recovery program" shall count as credit toward completion of the District's graduation requirements. A student seeking to enroll in a dropout recovery program shall work with his or her school director (or designee) in selecting college courses.

### **Class Rankings and Grade Point Averages**

Graduating seniors shall be ranked within the graduating class for each high school on the basis of grade-point averages for the four-year program, excluding the last semester of the senior year.

Grades for regular classes will be given the following values: A=4, B=3, C=2.

Grades for college-level classes will be given the following values: A=5, B=4, C=3, D=2.

After a course has been passed, no future grade earned in the same course shall be used to determine class rank or grade point average.

The student with the highest-class rank will be valedictorian. When more than one student holds the numerical one rank, all students holding the rank will be declared co-valedictorians.

When transcripts of transfer students show grades, such as pass or satisfactory, such grades shall not be counted in determining class rank or grade point average. Students entering from home-based education programs must submit student work or other proof of academic performance for each course for which credit toward class ranking or grade point average is sought.

### **Independent Study**

Independent study, work experience, and experienced-based programs approved in advance by the District Learning Services Department may be taken for high school credit. Students must submit a request for approval that includes a summary of the educational objectives to be achieved and must be monitored by a faculty member.

### **Student Course Load**

The course load for freshmen, sophomores, juniors, and seniors shall be a minimum of 6 credits per school year. Students who wish to take fewer credits in any given school year must obtain advance permission from the school director.

### **Years of Attendance**

Mapleton Public Schools believes that most students benefit from experiencing four years of high school and accordingly, District high school programs are designed to take four years to complete. The District provides programs that allow students to earn college credit while in high school, and students needing more of a challenge are encouraged to take advantage of those opportunities rather than graduating early. The District recognizes, however, that in some circumstances it may be appropriate for a student to graduate early. The Superintendent may authorize early graduation for a student requesting it as long as the student has met all District graduation requirements in accordance with this policy and its accompanying regulation.

*Adopted October 22, 2013, by the Board of Education for Mapleton Public Schools.*

*Revised May 24, 2016.*

*Revised June 27, 2017.*

*Revised September 22, 2020.*

*Revised February 21, 2022.*

*Revised November 20, 2024.*

LEGAL REFERENCES:

C.R.S. § 22-1-104 (*teaching history, culture, and civil government*)

C.R.S. § 22-1-104.7(2)(a) (*requirement to incorporate Holocaust and Genocide studies standards into existing course required for graduation*)

C.R.S. § 22-32-109(1)(kk) (*board to establish graduation requirements applicable to students enrolling in 9<sup>th</sup> grade beginning in the 2012-13 school year*)

C.R.S. § 22-32-132 (*discretion to award a diploma to honorably discharged veterans*)

C.R.S. § 22-33-104.5 (*home-based education law*)

C.R.S. §§ 22-35-101 *et seq.* (*Concurrent Enrollment Programs Act*)

C.R.S. §§ 22-108-103 *et seq.* (*justice-engaged student's bill of rights*)

CROSS REFERENCES:

AE: Accountability/Commitment to Accomplishment

AEA: Standards-Based Education

IA: Instructional Goals and Learning Objectives

IHA: Basic Instructional Program

IHAC: History and Civil Government Education

IHBG: Home Schooling

IHBK: Preparation for Postsecondary and Workforce Success

IHCDA: Concurrent Enrollment

IK: Academic Achievement

IKA: Grading/Assessment Systems

ILBA: District Program Assessments

ILBB: State Program Assessments

ILBC: Literacy and Reading Comprehension Assessments

## **First Aid and Emergency Medical Care**

Treatment of injuries, other than first aid, is prohibited in all District schools. First aid is immediate help given by the best-qualified person at hand in case of accident or sudden illness.

During the school day and during school-sponsored events, including those off-site, at least one staff person must be on duty who has a current certification from a nationally recognized course in standard first aid and CPR. First aid kits must be stored and properly maintained in each school in accordance with applicable school health rules.

Any person who in good faith provides emergency care or assistance without compensation at the place of the emergency or accident will not be liable for any civil damages for acts or omissions in good faith. State law also exempts from civil liability certain healthcare providers who render emergency assistance in good faith and without compensation to persons injured in a competitive sports activity.

Treatment of injuries occurring outside school jurisdiction is not the responsibility of school employees.

The school's obligation continues after the injury until the injured student has been placed in the care of a parent/guardian or emergency health personnel. Therefore, the parent(s)/guardian(s) of all students will be asked to sign and submit an emergency medical authorization form which indicates the procedure they wish the school to follow in the event of a medical emergency involving their child.

In all cases where the nature of an illness or an injury appears serious, a parent/ guardian or emergency contact person will be contacted if possible and the instructions on the student's emergency card followed. In extreme emergencies, where there is a potential threat to life, limb, or digit, school personnel will immediately call emergency health personnel to arrange for transporting the student to an emergency facility on the advice of emergency health personnel.

Elementary students who are ill or injured will not be sent home alone, and secondary students who are ill or injured will not be sent home alone unless the illness is minor and a parent/guardian has consented in advance.

### **Automated External Defibrillators (AEDs)**

In accordance with State law, Mapleton Public Schools will place functional AEDs in sufficient quantities to ensure reasonable availability for use during perceived sudden cardiac arrest

emergencies. Any individual is permitted to retrieve or use an AED. District staff will be trained to use the AED in their building at least once per academic year.

The District will accept a donation of an AED that is appropriate for use on children and adults, as long as the AED meets standards established by the Federal Food and Drug Administration, is in compliance with the manufacturer's maintenance schedule, and the donating party agrees to be responsible for installation, maintenance, and annual training. Should the donating party cease to provide maintenance for an AED, it will be removed unless the District is able to accept responsibility for the maintenance. Mapleton Public Schools will also accept gifts, grants, and donations, including in-kind donations, designated for obtaining AEDs, and for inspection, maintenance, and training in the use of an AED.

*Adopted June 25, 2019, by the Board of Education for Mapleton Public Schools.*

*Revised January 28, 2020.*

*Revised February 21, 2023.*

*Revised November 20, 2024.*

**LEGAL REFERENCES:**

C.R.S. § 13-21-108 (*civil immunity for persons rendering emergency assistance*)

C.R.S. § 13-21-108.5 (*civil immunity for health care providers who assist in sports injuries*)

C.R.S. § 25-53-102 (*requirements concerning automated external defibrillators in schools*)

C.R.S. § 24-10-106.5 (*public entity duty of care*)

6 CCR 1010-6, Rule 6.13(D) (*first aid and CPR certification requirement*)

**CROSS REFERENCES:**

GBGAB: First Aid Training

JLCD: Administering Medications to Students

JLIB: Student Dismissal Precautions

# Memo

TO: Mike Crawford, Superintendent  
FROM: Brian Fuller, Executive Director, Accountability  
DATE: November 20, 2024

**POLICY:** Qualifications/Powers and Responsibilities of Superintendent, Policy  
CBA/CBC

**REPORT TYPE:** Informational

**SUBJECT:** 2024-2025 Student October Count Enrollment Report (Preliminary)

---

**Policy Wording:** The Superintendent shall provide necessary reports to the Board as directed.

**Policy Interpretation:** This policy is interpreted to include updates to the Board on student enrollment for each academic year.

**Decision Requested:** District administration is providing this report for information only. No decision is requested this evening.

**Report:** Each fall, Colorado school districts conduct official student enrollment counts during a window of time centered around October 1<sup>st</sup>. The State and the District use this annual October Count for planning, reporting, and funding purposes. Mapleton's 2024-2025 school year report will be filed with the Colorado Department of Education on or before November 27th, 2024.

The official count date for this year was Tuesday, October 1st, 2024. For the 2024-25 school year, Mapleton is reporting 7,104 students, an increase of 69 students from the prior school year. It is important to remember that our student count does not equal our funded count. This report is intended to focus on the number of students reported from Mapleton Public Schools and is not a financial report or a forecast of expected funding levels.

Tonight's PowerPoint presentation is intended to provide the Board with information regarding current student enrollment.

# District Enrollment Update Preliminary Data

---

November 20<sup>th</sup>, 2024



**Mapleton Public Schools**  
*Achieve Your Dreams!*

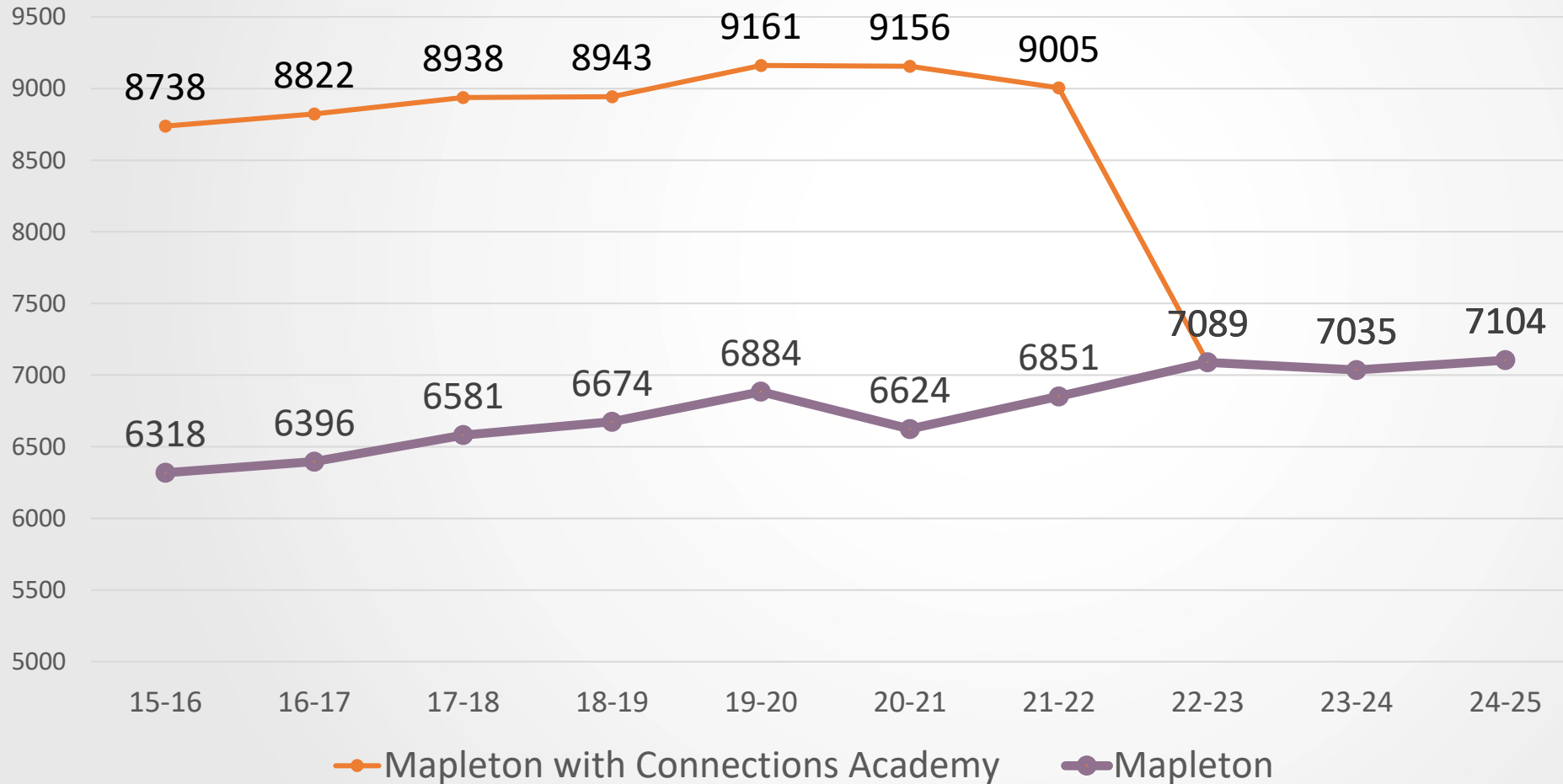


# October Count Overview / Changes

- Reminder: Enrollment DOES NOT equal pupil funding.
- Infant Toddler (0-2 year old) students are no longer included in enrollment (n=32 for 2023-24, n=30 for 2024-25)
- Preschool students are all submitted as not eligible for funding (funding comes from a different source).
- Facility students served by outside agencies are reported in one of our brick-and-mortar schools.



# Total PK-12 Enrollment



Net Enrollment:

 69



# Total K-12 Student Funding Full Time Equivalent (FTE) 2023-2024

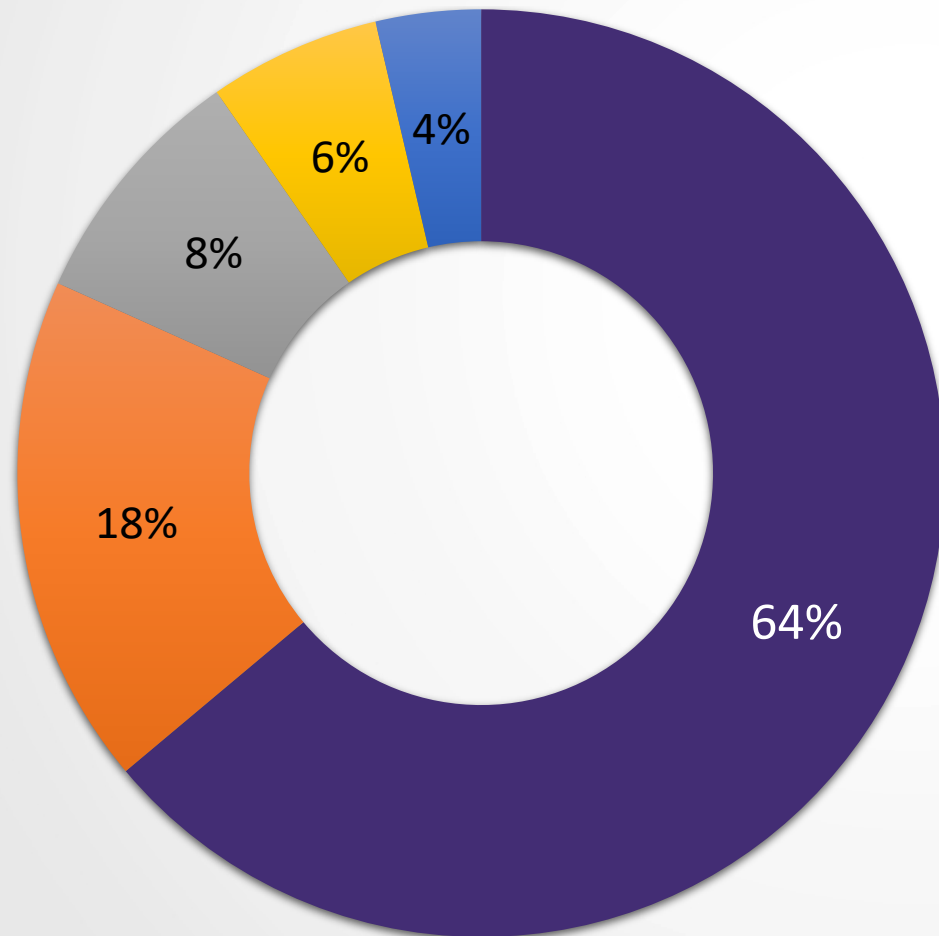
		Current Year Total	Prior Year Total	Difference
Totals	Total FTE	6,560.5	6,501.5	59
	Total Count	7,104	7,035	69
	Free Lunch	4,237	4,393	-156
	Free Lunch %	60	62	-2
	Reduced Lunch	803	911	-108
	Reduced Lunch %	11	13	-2

Total FTE (Full Time Equivalent) funding is up 59 students.

**Note:** PK funding is no longer accounted for through October Count



# Where Students Live



■ Mapleton (n=4539)

■ Adams 12 (n=1266)

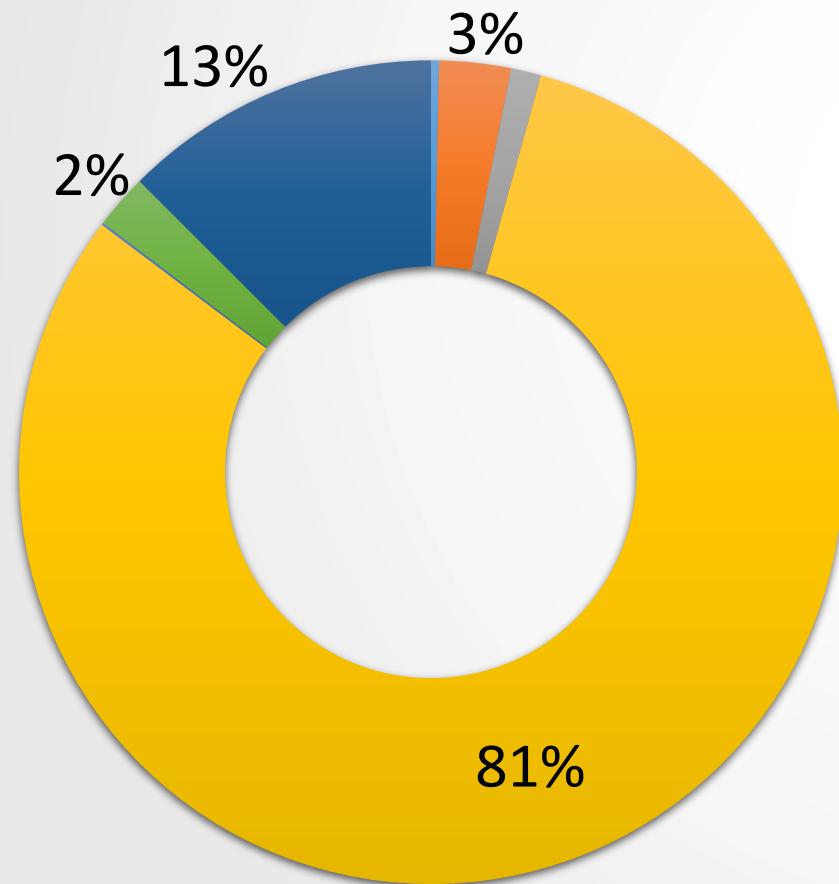
■ Adams 14 (n=613)

■ Westminster 50 (n=426)

■ Other Districts (n=260)



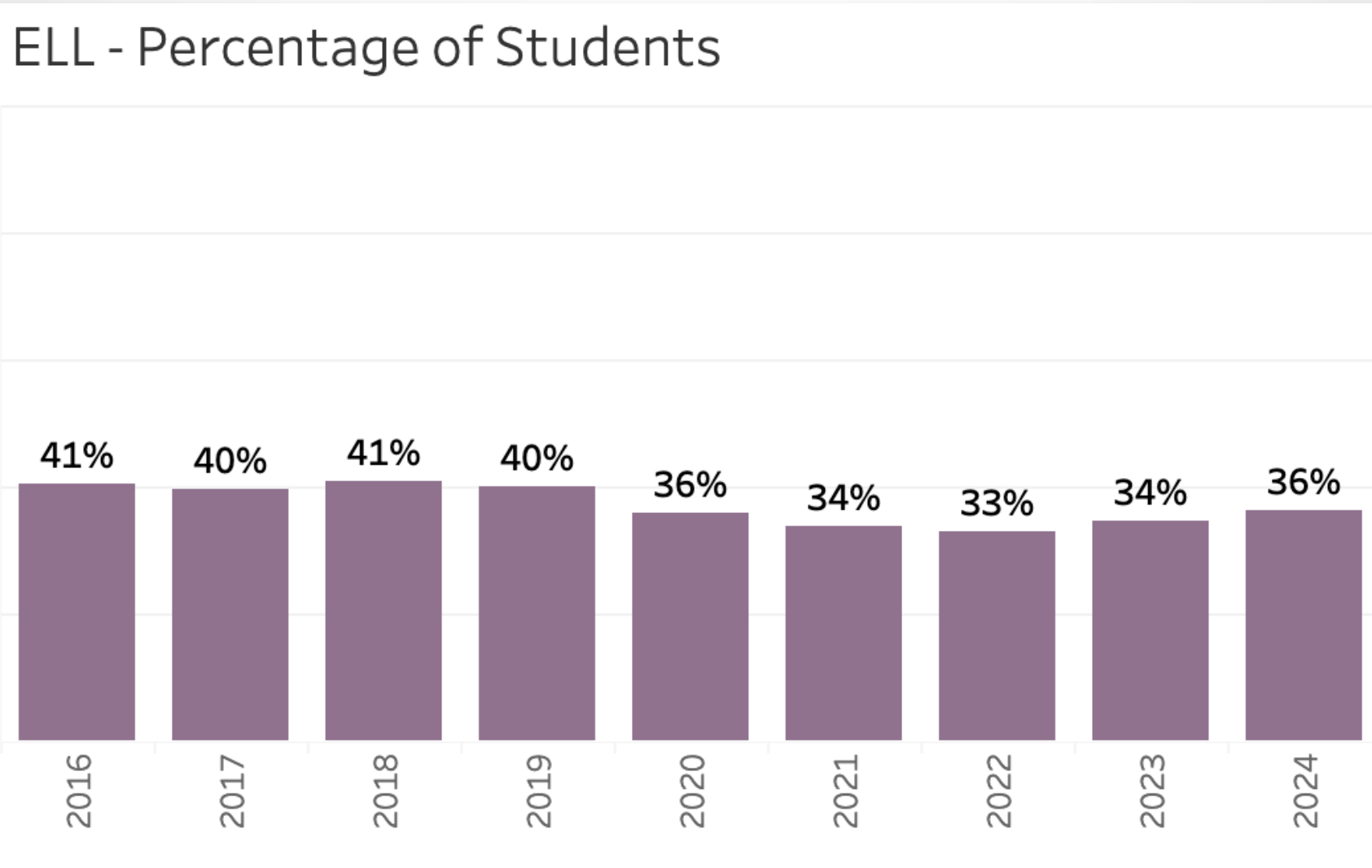
# Federal Race/Ethnicity



- <1% American Indian or Alaska Native
- Asian
- 1% Black or African American
- Hispanic or Latino
- < 1% Native Hawaiian or Other Pacific Islander
- Two or More Races
- White



# English Language Learners

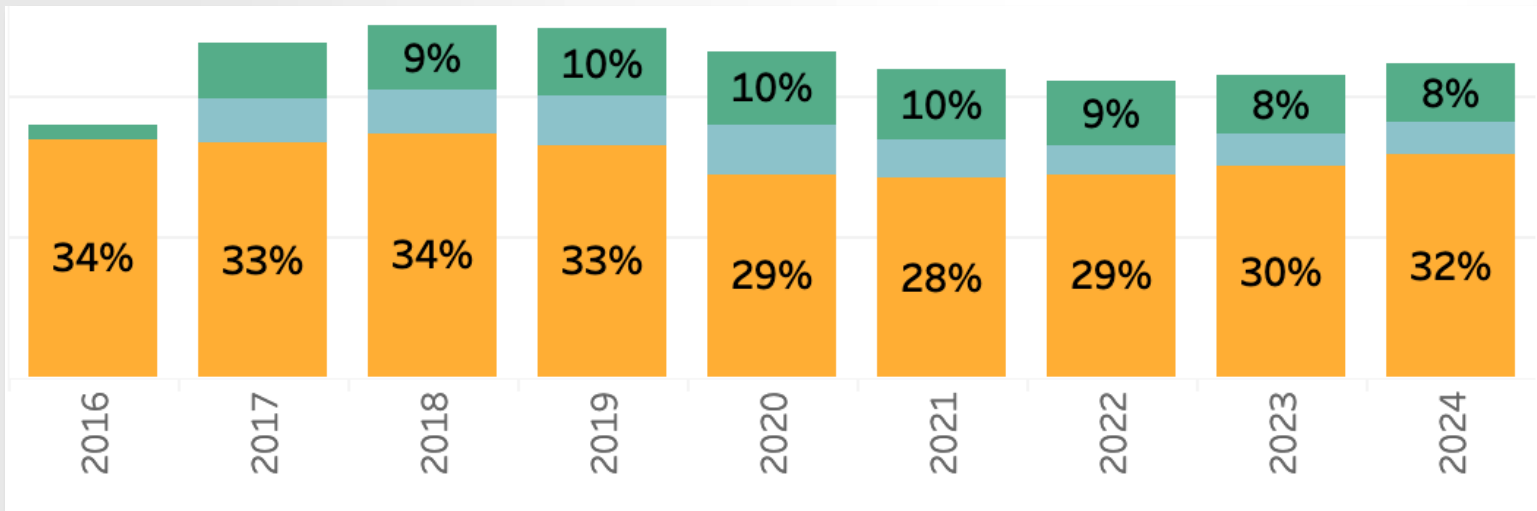


NOTE: ELL includes NEP, LEP and FEP

# English Language Learners



## ELL and Former ELL



### ELL Classification



**32% NEP or LEP**

NEP: Non-English Proficient  
LEP: Limited English Proficient

**5% FEP**

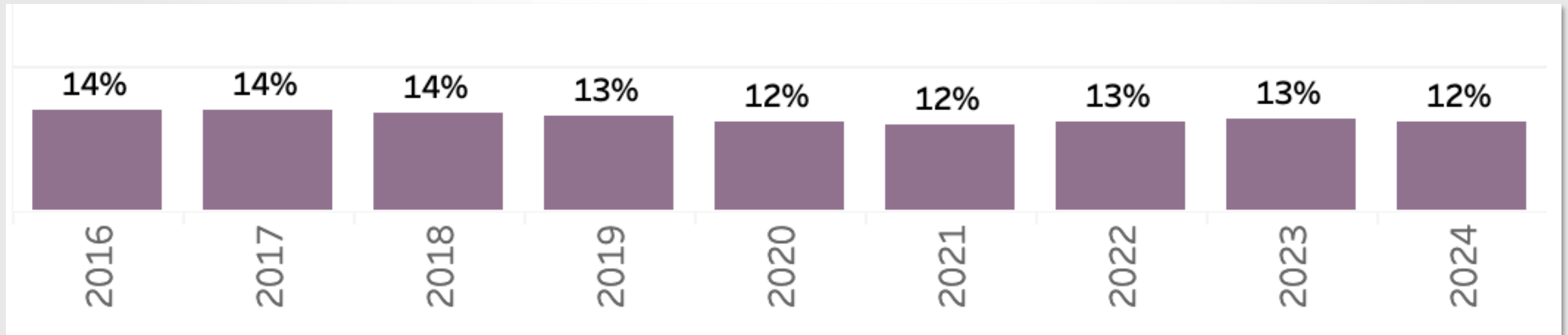
FEP: Can comprehend, speak, read, and write English. Receive two years of additional support.

**8% Former ELL**

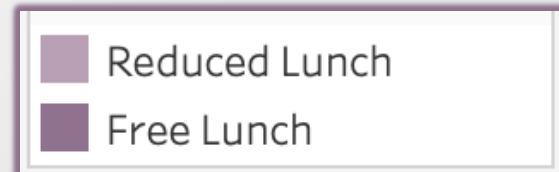
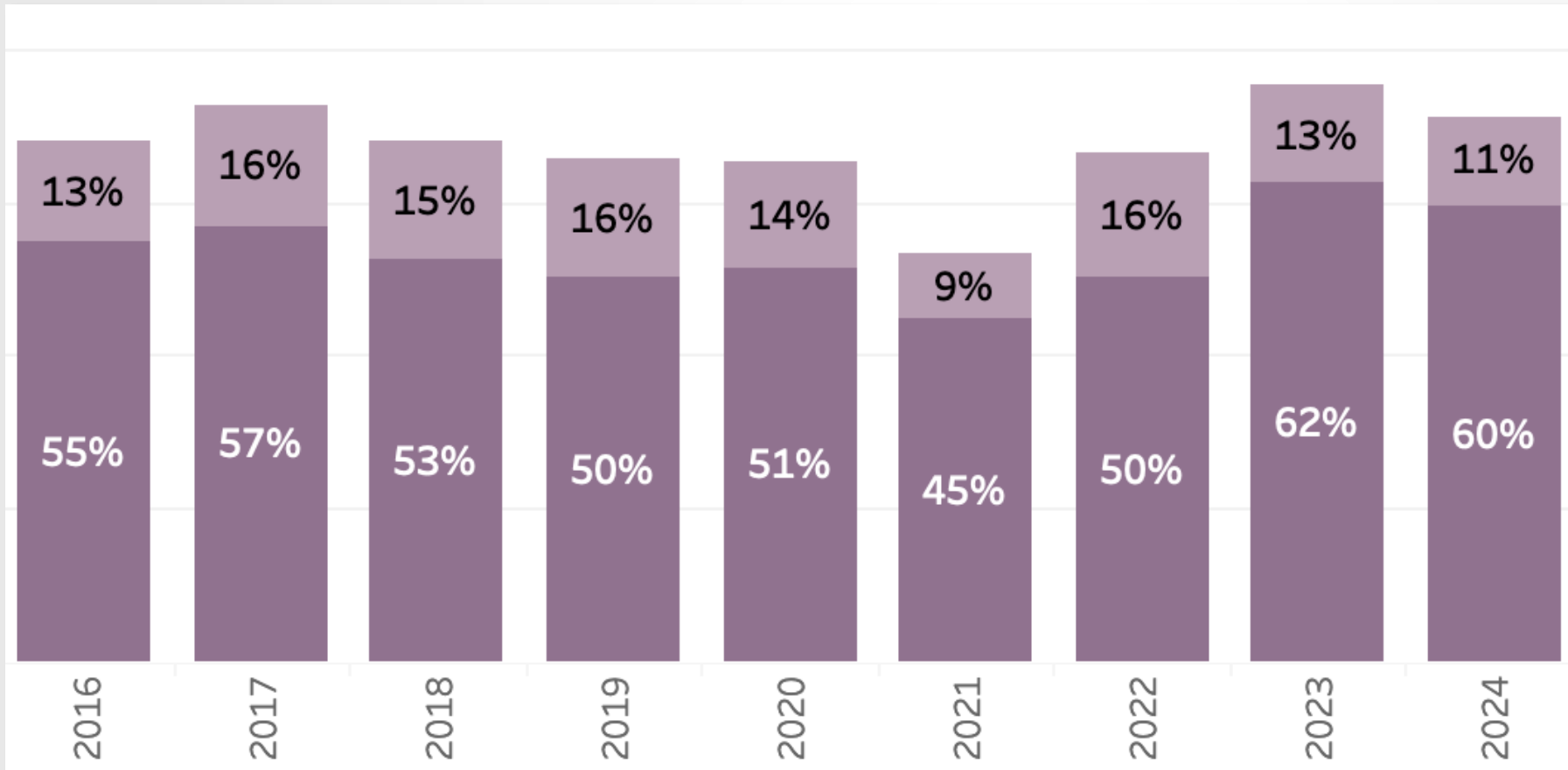
Students who have Exited the ELL program and are deemed to be proficient in English



# Students with IEP (Individualized Education Program)



# Free/Reduced Meal Status



# SUMMARY

- Net Student Enrollment will be reported up 69 students.
- FTE is up 59 students
- Mapleton has just over one-third (36%) of students who reside outside district boundaries.
- Over one-third (36%) of students are identified as English Language Learners.
- Twelve percent (12%) of students have an Individualized Education Program.
- Over two-thirds (71%) of students qualify for free or reduced meals.



# Memo

TO: Michael Crawford, Superintendent  
FROM: Ingrid Marin, Director, Talent Management  
DATE: November 14, 2024

**Policy:** Qualifications/Powers and Responsibilities of Superintendent, Policy CBA/CBC  
**Report Type:** Information Only  
**SUBJECT:** Dashboard Report-ESS Update

---

**Policy Wording:** The Superintendent shall provide necessary reports to the Board as directed.

**Policy Interpretation:** This policy is interpreted as requiring periodic reports to the Board of Education related to significant District partnerships. This is an information only report with no Board action requested.

**Report:** On February 21, 2023, the Board of Education approved a contract with ESS to provide teacher substitutes and Spanish interpreters for the District. The purpose of this dashboard is to provide information to the Board of Education related to the progress of this partnership. This includes data associated with teacher absences and substitute and interpreter fill rates.

**Key Performance Indicators:** Key Performance indicators from August through November reflect an increase in fill rates of 39% while seeing an increase of 21% in teacher absences. During the same period last year, the average fill rate for teachers was 71%. With ESS as a partner, the fill rate for teacher absences through November this year averaged 90%.

ESS also helps support our schools with Spanish interpreters. The fill rate percentage for interpreters rose from 43% last year to 96% for the August – November timeframe. This is an increase in the overall fill rate of 122%.

The average requests per day for teacher substitutes and interpreters from August through November 17th was 34. The average number of fills per day during this same period is 30. The total number of requests for both teacher substitutes and interpreters was 2,557. 2,317 of these absences were filled for an average fill rate of 91%.

## **Current Pool:**

Recruitment continues to be a focus area for ESS. From August 1<sup>st</sup> – November 15<sup>th</sup>, ESS hired 40 new staff. The current pool is now comprised of 124 working subs. Additionally, ESS has been able to fill all of our 20 long-term assignments this year.

**Substitute Requests:**

From August – November, teacher absence requests totaled 2,461. Of these absence requests, 2,225 were filled.

**Looking Ahead:**

ESS has been incredibly active in our community, developing connections with the Adams County workforce center to increase recruitment efforts. They have been focusing their recruitment efforts at Metro, Community College of Denver, Front Range Community College, and Denver University.

ESS is also continuing to look at innovative ways to incentivize substitutes to pick up vacancies.

The Talent Management department and ESS are committed to working together to increase fill rates for both teacher absences and Spanish interpreters to ensure continued student success.

**Teacher Fill Rate-Performance Indicators**  
**(Through November 2024)**

- Increase of 27% in teacher fill rates
- 90.4% Teacher Fill Rate
- 91% All Positions Fill Rate
- 34 Average Request per Day
- 30 Average Fills per Day
- 2,317\* Total Fills (\*Absences include Teachers and Interpreters)

**Key Measures and Results:**

August 2023 – November 2023	
Absences Entered	2130
Absences Filled	1486
Fill Rate %	70%

	Requested	Filled	Fill Rate %
Teachers	2028	1442	71%
Interpreters	102	44	43%

**August 2024 – November 17, 2024**

Absences Entered	2557
Absences Filled	2317
Fill Rate %	91%

	Requested	Filled	Fill Rate %
Teachers	2461	2225	90.4%
Interpreters	96	94	96%

**Total Teacher Absences by Month:**

Teacher by Month	Unfilled	Filled	Total	Fill Rate
Aug	31	441	472	93%
Sep	99	638	737	87%
Oct	90	850	940	90%
Nov	20	388	408	95%
<b>Total</b>	<b>240</b>	<b>2317</b>	<b>2557</b>	<b>91%</b>

\*Includes Preschool Group Leader positions that can be filled by a Licensed Substitute.

**Total Interpreter Requests by Month:**

Interpreter by Month	Unfilled	Filled	Total	Fill Rate
Aug		4	4	100%
Sep		24	24	100%
Oct	4	59	63	94%
Nov		5	5	100%
<b>Total</b>	<b>4</b>	<b>92</b>	<b>96</b>	<b>96%</b>

**Total Absences\* by Day of the Week: \*Includes Teachers and Interpreters.**

Row Labels	No	Yes	Grand Total	Fill Rate Percentage	Number of Days	Average Absence by Day
Monday	39	360	399	90%	13	31
Tuesday	27	455	482	94%	15	32
Wednesday	44	492	536	92%	15	36
Thursday	51	520	571	91%	15	38
Friday	79	490	569	86%	15	38
Grand Total	240	2317	2557			

# *Memo*

TO: Mike Crawford, Superintendent  
FROM: Eduard Storz, Chief Financial Officer  
DATE: November 20, 2024

**POLICY:** Financial Administration, Policy DAB  
**REPORT TYPE:** Decision Making  
**SUBJECT:** 1st Quarter 2024-2025 Financial Report

---

**Policy Wording:** With respect to the actual, ongoing financial condition and activities of Mapleton Public Schools (the "District"), the Superintendent shall not cause or allow fiscal jeopardy or a material deviation from the annual budget or any budget policies adopted by the Board of Education for Mapleton Public Schools (the "Board"), or any fiscal condition that is inconsistent with achieving the District's objectives. In accordance with state law, all funds and accounts of Mapleton Public Schools shall be audited at least once annually.

**Policy Interpretation:** This policy is interpreted to include quarterly updates to the Board on the District's financial position.

**Decision Requested:** District Administration is requesting approval of the 1st Quarter 2024-2025 financial report.

**Report:** District administration has provided the Board with the 1st Quarter 2024-2025 Financial Report. The following PowerPoint presentation outlines key highlights of 1st Quarter FY 2024-25.

**1st Quarter Fund Financial Narrative**  
***September 30, 2024***  
**Provided by Business Services Staff**

Unaudited activities for the 1<sup>st</sup> quarter of 2024-2025 fiscal year are presented in the attached Financial Statements.

The district's accounts are organized on the basis of funds, each of which is considered a separate accounting entity, comprised of its assets, liabilities, fund equity, revenues, and expenditures. Government resources are allocated and accounted for in individual funds based upon the purposes for which they are to be spent and the means by which spending activities are controlled. The funds mandated by statute are grouped into the following fund categories:

**General Fund (10)** – The General Fund is the District's primary operating fund. It accounts for all financial resources of the District, except those required to be accounted for in another fund.

**Insurance Reserve Fund (18)** – The Insurance Fund accounts for the resources used for the District's liability, property, and worker's compensation insurance needs.

**Colorado Preschool Program Fund (19)** – This fund records the District's expenditures related to Universal Preschool as well as any related grants and programs.

**Food Service Fund (21)** – This fund accounts for all financial activities associated with the District's nutrition program.

**Governmental Grants Fund (22)** – This fund is provided to account for monies received from various federal, state, and local grant programs.

**Student Activities Fund (23)** – This fund accounts for each school's student activities.

**Fee Supported Fund (29)** – This fund is used to account for all rental income and expenditures.

**Bond Redemption Fund (31)** – This fund is authorized by Colorado law. It provides revenues based upon a property tax mill levy set by the Board of Education to satisfy the District's bonded indebtedness on an annualized basis.

**Building Fund (41)** – This fund is used to account for all Bond-related resources available for acquiring capital sites, buildings, and equipment.

**Capital Reserve Fund (43)** – This fund is used to account for revenues restricted for ongoing capital needs not funded by Bonds such as site acquisition, buildings, building additions, repairs and maintenance, and equipment purchases.

#### **Quarter 1 Highlights**

**General Fund (10)** – Revenue received year-to-date is up compared to the prior year as a percentage of the total budgeted revenue. This increase reflects a shift in the timing of state equalization payments, which were moved up to the beginning of the year, improving our cash flow. Expenses, as a percentage of the total budget, are also higher than last year, reflecting both a new budgeting approach for vacancy savings and a tighter overall budget. Additional factors contributing to this variance include increased costs from higher substitute fill rates, larger early-year spending from expanded IT equipment budgets, the purchase of handicap-accessible vans, and higher insurance premiums compared to last year.

**Insurance Reserve Fund (18)** – No activity moved to the General Fund.

**Colorado Preschool Program Fund (19)** – Revenues in this fund are up from prior year when the state was initially delayed in the implementation and release of preschool funding. Expenditures are also up from the prior year reflecting the effect of raises and added staff in the current year as well as less vacant positions compared to the prior year.

**Food Service Fund (21)** – Revenues are on track at this point in the year for this fund while expenses are up just slightly reflecting salary and benefit cost increases. This is in line with the District's efforts to use the high fund balance in this fund.

**Governmental Grants Fund (22)** – Spending as a percentage of the budget is down compared to last year; this year reflects a more manageable level of total spending. As of this report date, year-end accruals from the prior year are still being processed. Once all accruals are reversed, we expect revenues to align with the prior year and be consistent with current expenditures.

**Student Activities Fund (23)** – Fundraising and related expenses and revenue are trending comparable to the prior year.

**Fee Supported Fund (23)** – This fund is new this year and has been established to track revenues and expenditures related to rental income. Salary here is from the Mapleton Arts Center. Revenues are being moved from Fund 10 to Fund 23 and will show an amount roughly equal to expenditures once moved.

**Bond Redemption Fund (31)** – Debt payments and related revenue will be recorded here in December once made in agreement with scheduled amounts.

**Building Fund (41)** – Only minor activity here so far year to date, expenditures are smaller furniture purchases, the full fund balance here is budgeted to be spent on smaller capital projects as approved.

**Capital Reserve Fund (43)** – The activity here is just the ongoing spending and revenue related to the Meadow project and HVAC lease. Both projects are proceeding on budget.

# 1st Quarter FY 24-25 Financial Presentation

---

Board of Education  
November 20, 2024



# HIGHLIGHTS

- General Fund expenses are trending below Budget in all categories. While it's too early in the year to evaluate revenue budgets no issues have been noted.
  - State revenues are up compared to the prior year due to the new timing of payments for equalization .
  - Local revenue is mainly interest income which is up compared to prior year.
  - Expenditures as a percentage of budget are up compared to prior year due to several factors including overall tighter budgeting, larger IT budget & Insurance premiums that are paid/used at the start of the school year and higher start of year expenses.

Note; Risk fund (18) is combined with General Fund (10) in current year but not in prior

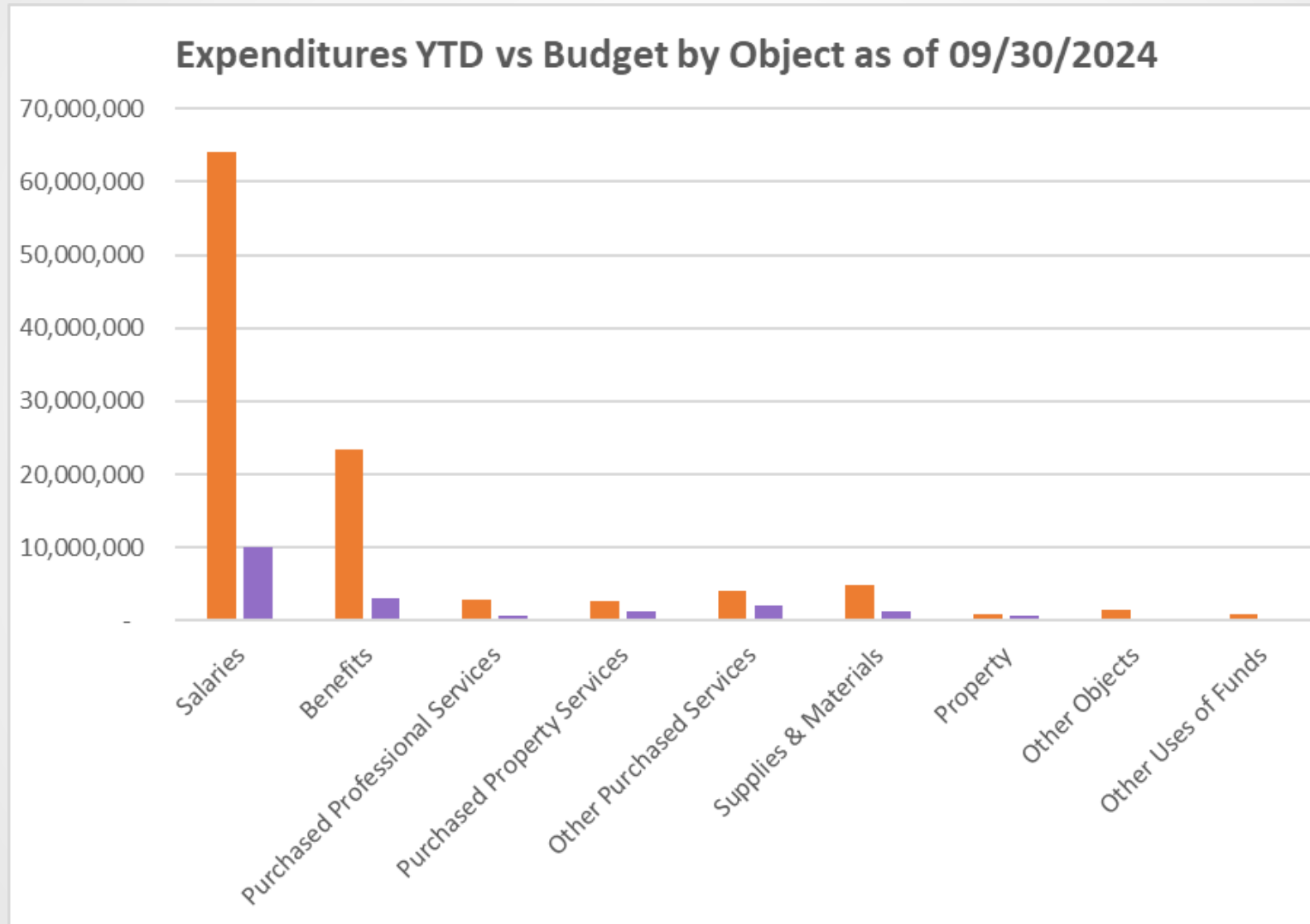


Mapleton  
Public Schools

Mapleton Public Schools  
General Fund  
September 2024-25

	Budget 2024-25	YTD Actual 2024-25	YTD as % of Budget	Budget 2023-24	YTD Actual 2023-24	YTD as % of Budget
<b>Revenues</b>						
Local Revenue	\$ 58,683,138	\$ 1,664,667	2.84%	\$ 54,204,038	\$ 1,113,771	2.05%
Intermediate Revenue	5,000	2,694	53.89%	5,000	4,998	99.95%
County Revenue	-	-	0.00%	-	-	0.00%
State Revenue	49,494,053	17,239,635	34.83%	47,078,466	14,129,954	30.01%
Federal Revenue	-	-	0.00%	-	-	0.00%
Transfers/Other Resources	(2,859,855)	-	0.00%	(1,000,926)	-	0.00%
<b>Total General Fund Revenues</b>	<b>\$ 105,322,336</b>	<b>\$ 18,906,996</b>	<b>17.95%</b>	<b>\$ 100,286,578</b>	<b>\$ 15,248,723</b>	<b>15.21%</b>
<b>Expenditures</b>						
Salaries	\$ 64,072,821	\$ 10,058,608	15.70%	\$ 59,061,024	\$ 9,342,256	15.82%
Benefits	23,314,426	3,104,586	13.32%	21,325,242	2,817,323	13.21%
Purchased Professional Services	2,882,321	612,730	21.26%	2,824,551	404,419	14.32%
Purchased Property Services	2,644,773	1,210,875	45.78%	2,753,206	1,046,292	38.00%
Other Purchased Services	4,040,749	2,055,632	50.87%	3,227,141	1,504,262	46.61%
Supplies & Materials	4,863,647	1,233,238	25.36%	4,958,065	1,193,479	24.07%
Property	867,995	726,560	83.71%	388,103	49,705	12.81%
Other Objects	1,503,116	15,513	1.03%	1,488,909	62,034	4.17%
Other Uses of Funds	903,169	61,141	6.77%	693,207	56,025	8.08%
<b>Total General Fund Expenditures</b>	<b>\$ 105,093,017</b>	<b>\$ 19,078,882</b>	<b>18.15%</b>	<b>\$ 96,719,448</b>	<b>\$ 16,475,796</b>	<b>17.03%</b>
Beginning Fund Balance	\$ 19,836,789	\$ 22,029,378		\$ 12,480,687	\$ 12,480,687	
Net Change in Fund Balance	229,319	(171,886)		3,567,130	(1,227,073)	
<b>Fund Balance Year to Date</b>	<b>\$ 20,066,108</b>	<b>\$ 21,857,492</b>		<b>\$ 16,047,817</b>	<b>\$ 11,253,614</b>	

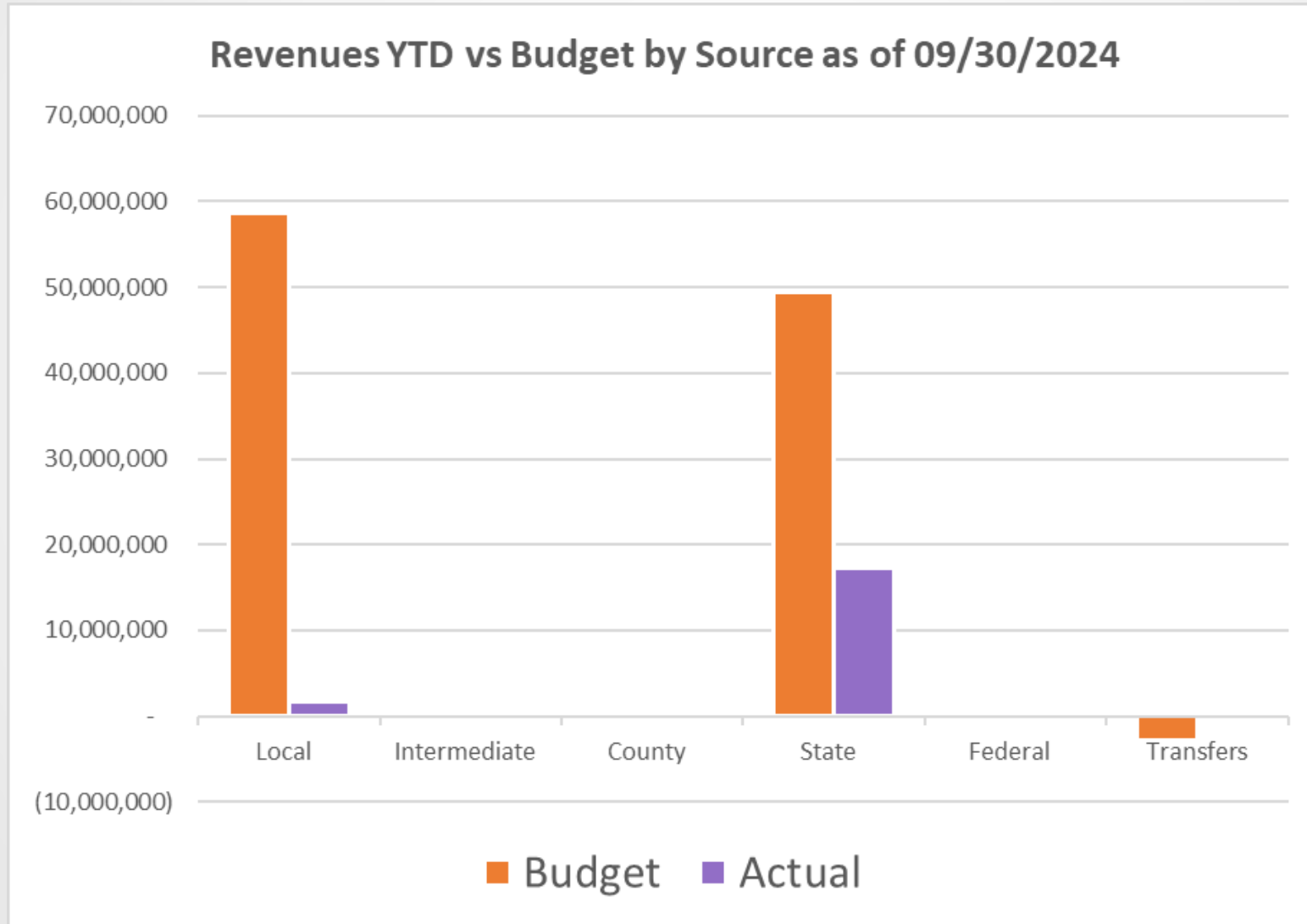
# General Fund Expenditures



Purple = Actual spending  
Orange = Budget Fiscal 2024-25



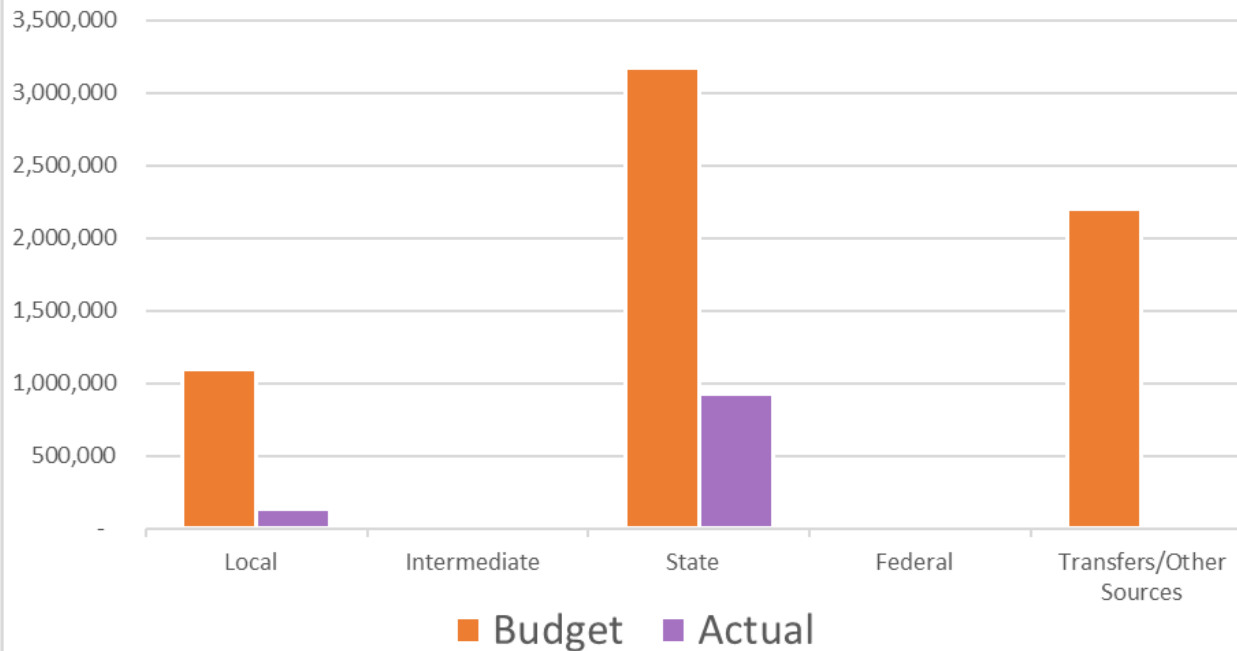
# General Fund Revenues



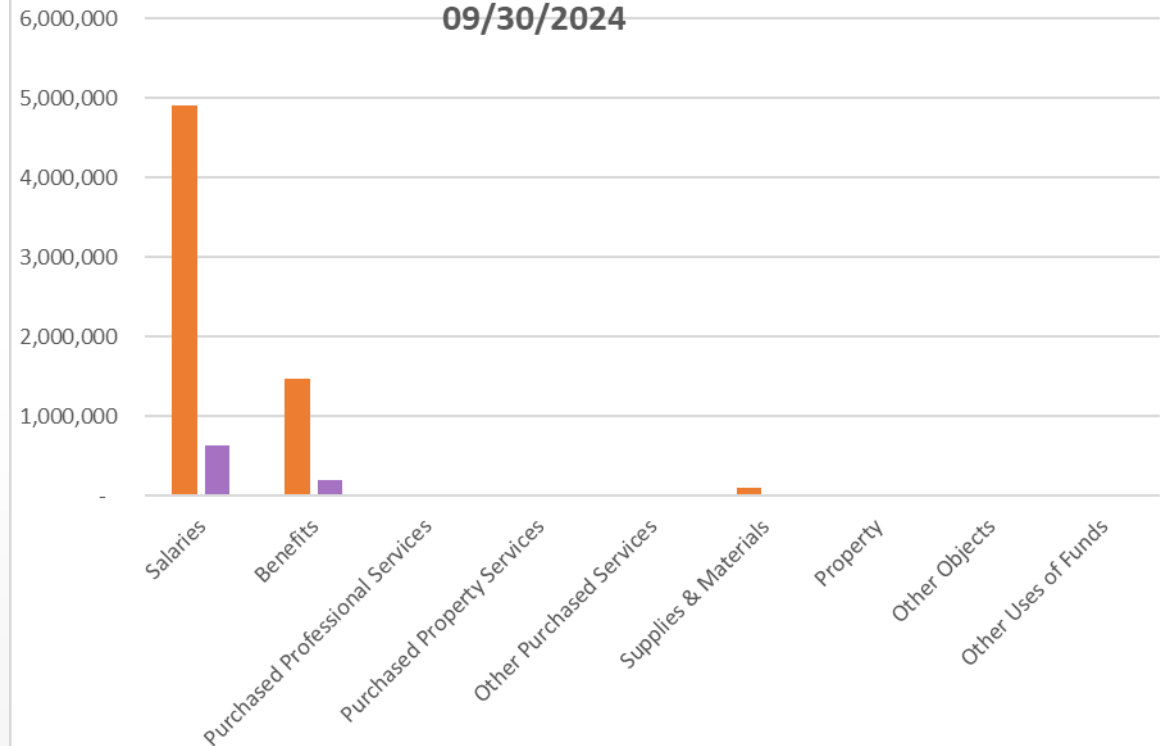
# 1<sup>ST</sup> QUARTER YEAR TO DATE COLORADO PRESCHOOL PROGRAM FUND

- Amounts received are in agreement with budget.

Revenues YTD vs Budget by Source as of 09/30/2024



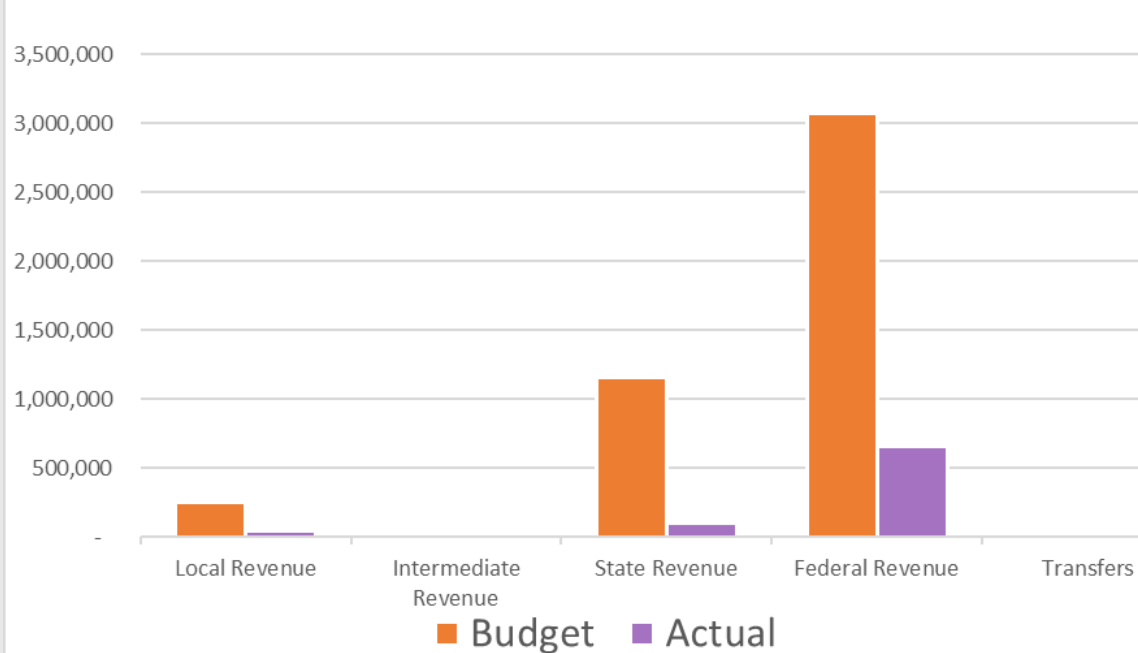
Expenditures YTD vs Budget by Object Type as of  
09/30/2024



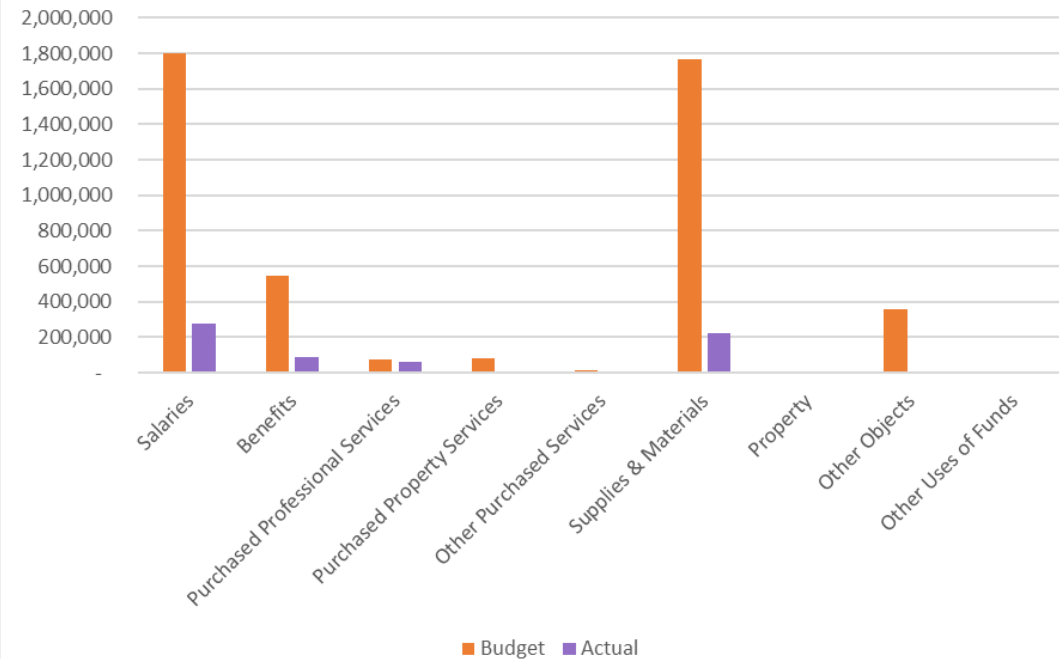
# 1<sup>ST</sup> QUARTER YEAR TO DATE FOOD SERVICE FUND

- Revenues and Expenses appear within budget and expectations

Revenues YTD vs Budget by Source as of 09/30/2024

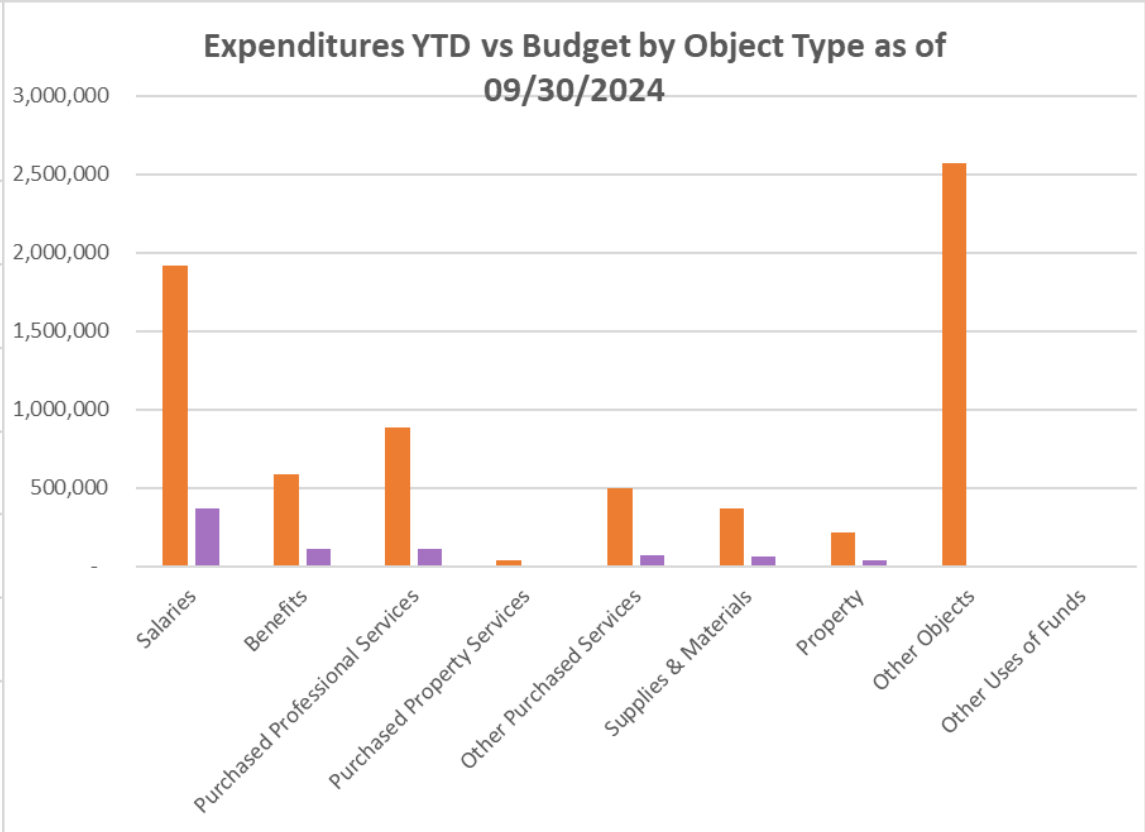
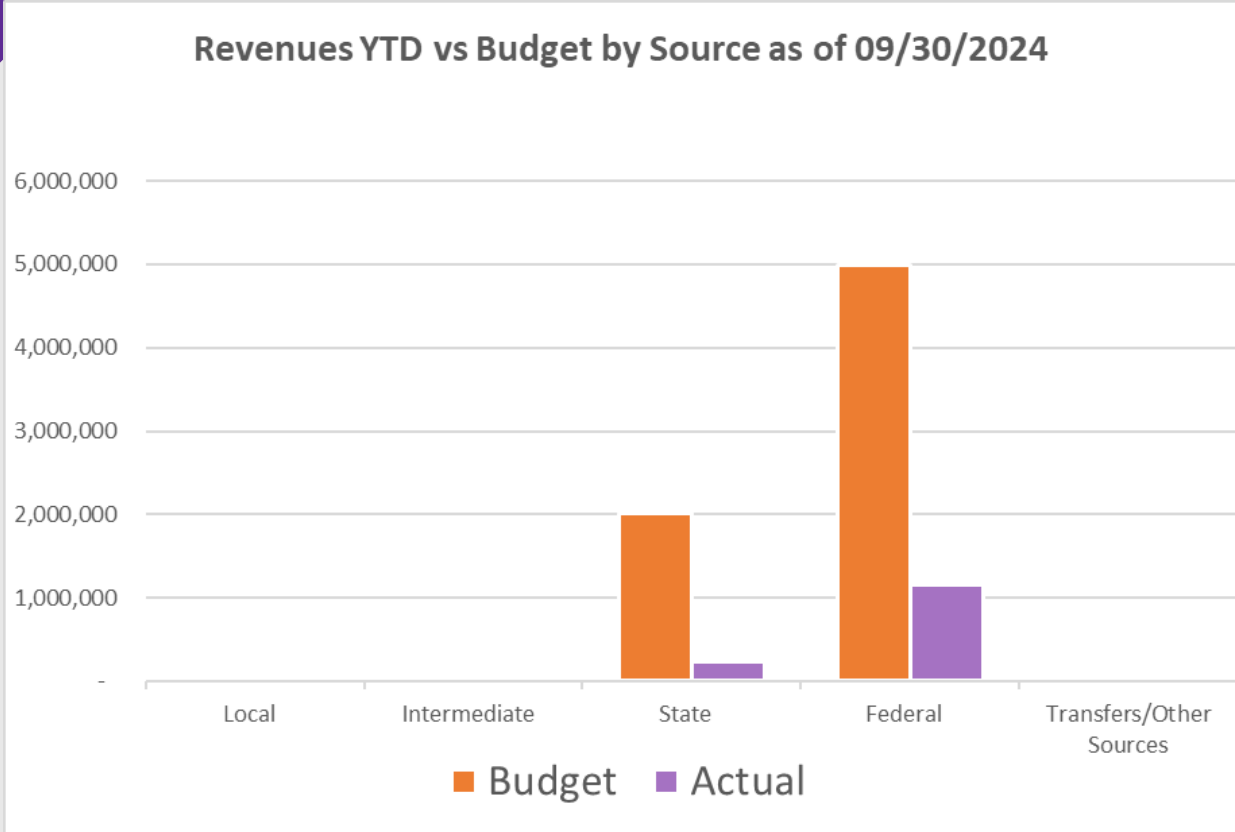


Expenditures YTD vs Budget by Object Type as of 09/30/2024



# 1<sup>ST</sup> QUARTER YEAR TO DATE GOVERNMENTAL GRANTS FUND

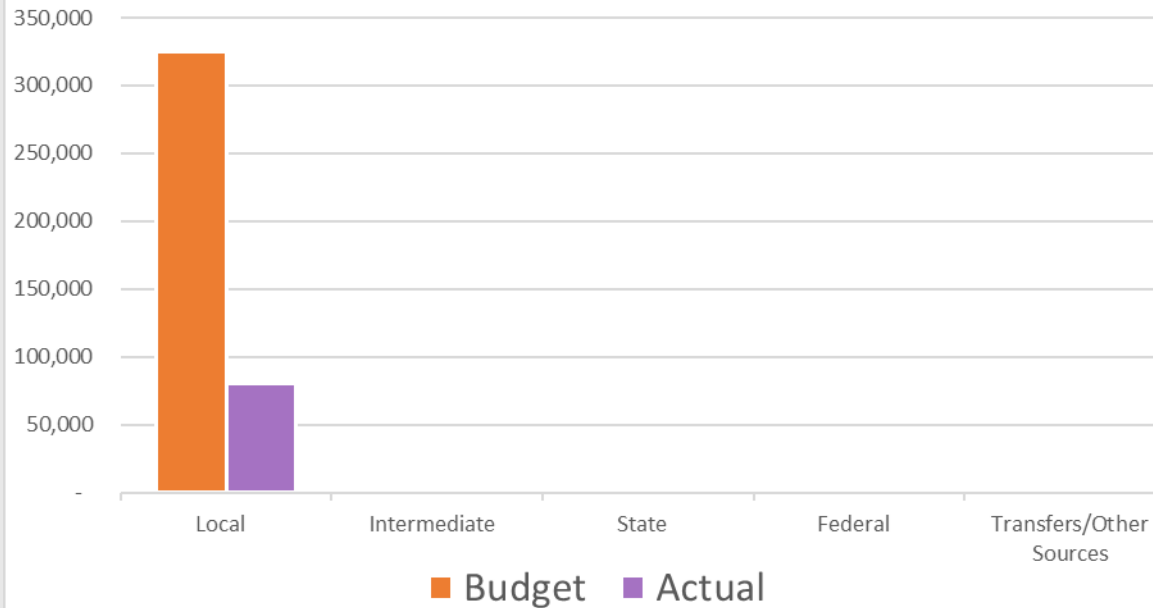
- Revenues and expenditures here are within projections.



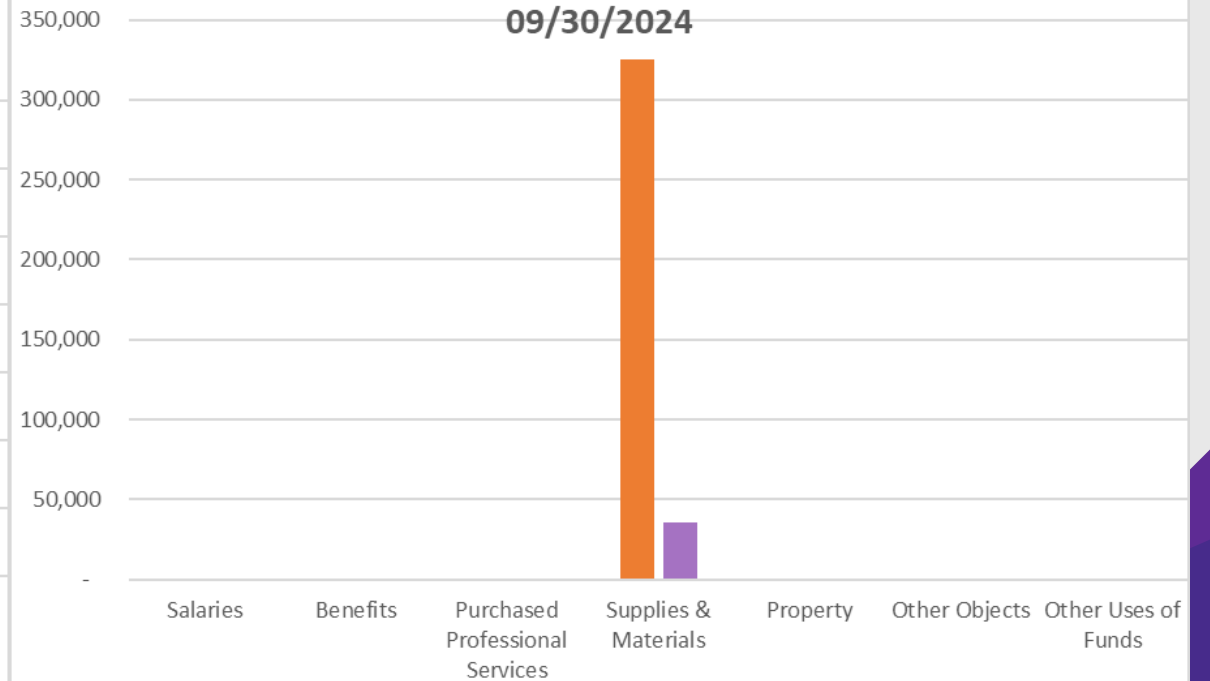
# 1<sup>ST</sup> QUARTER YEAR TO DATE STUDENT ACTIVITIES FUND

- No issues noted

Revenues YTD vs Budget by Source as of 09/30/2024




Expenditures YTD vs Budget by Object Type as of  
09/30/2024



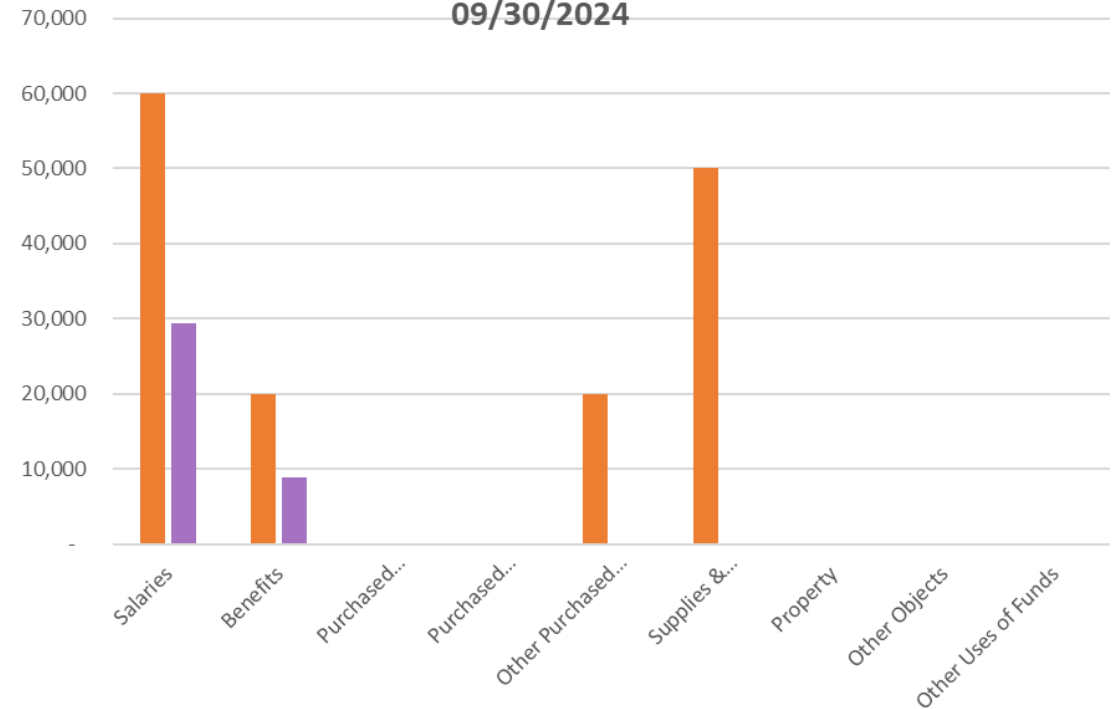
# 1<sup>ST</sup> QUARTER YEAR TO DATE FEE SUPPORTED FUND

- No issues noted

### Revenues YTD vs Budget by Source as of 09/30/2024

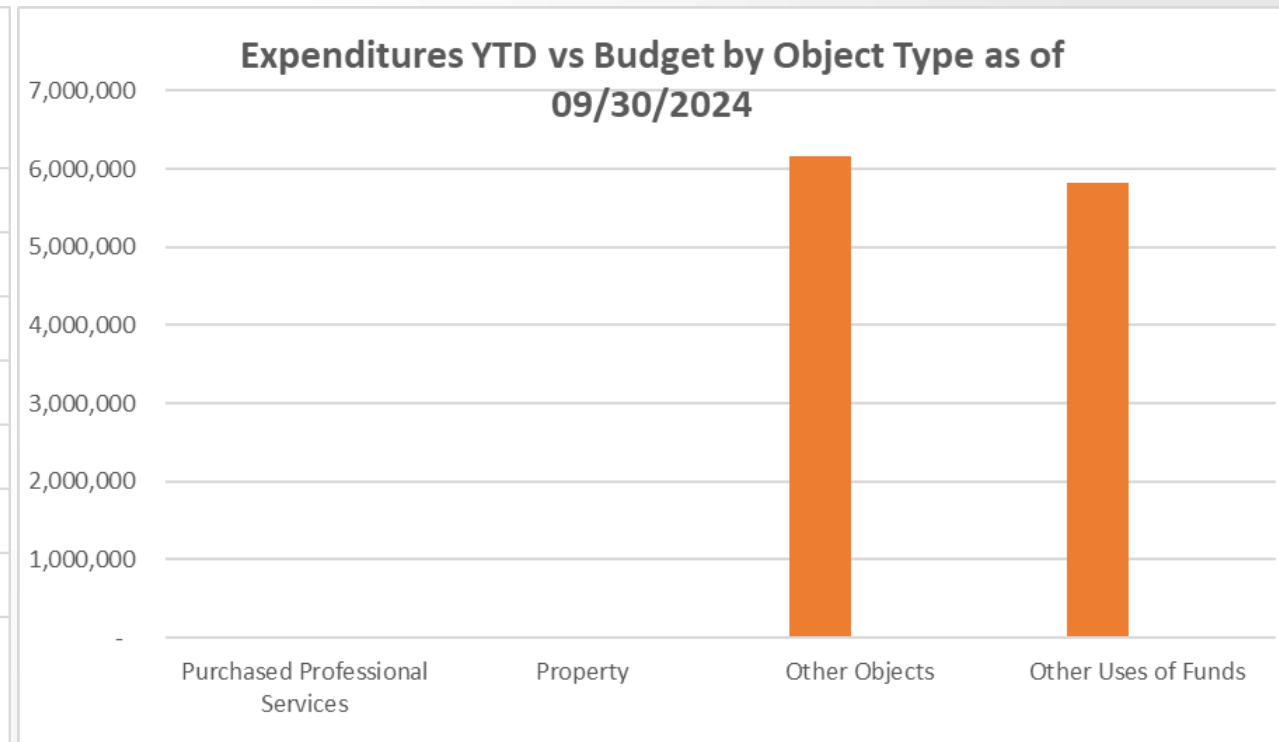
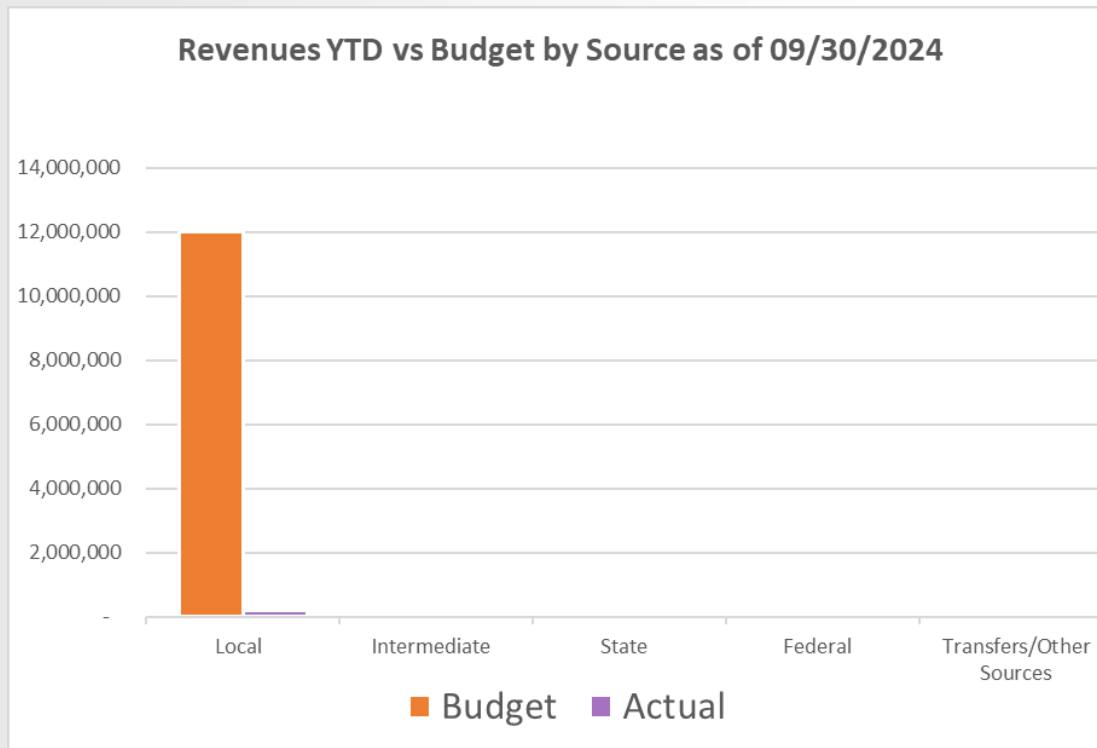


### Expenditures YTD vs Budget by Object Type as of 09/30/2024



# 1<sup>ST</sup> QUARTER YEAR TO DATE BOND REDEMPTION FUND

- Payments are made in December & June, revenue is property tax received in spring



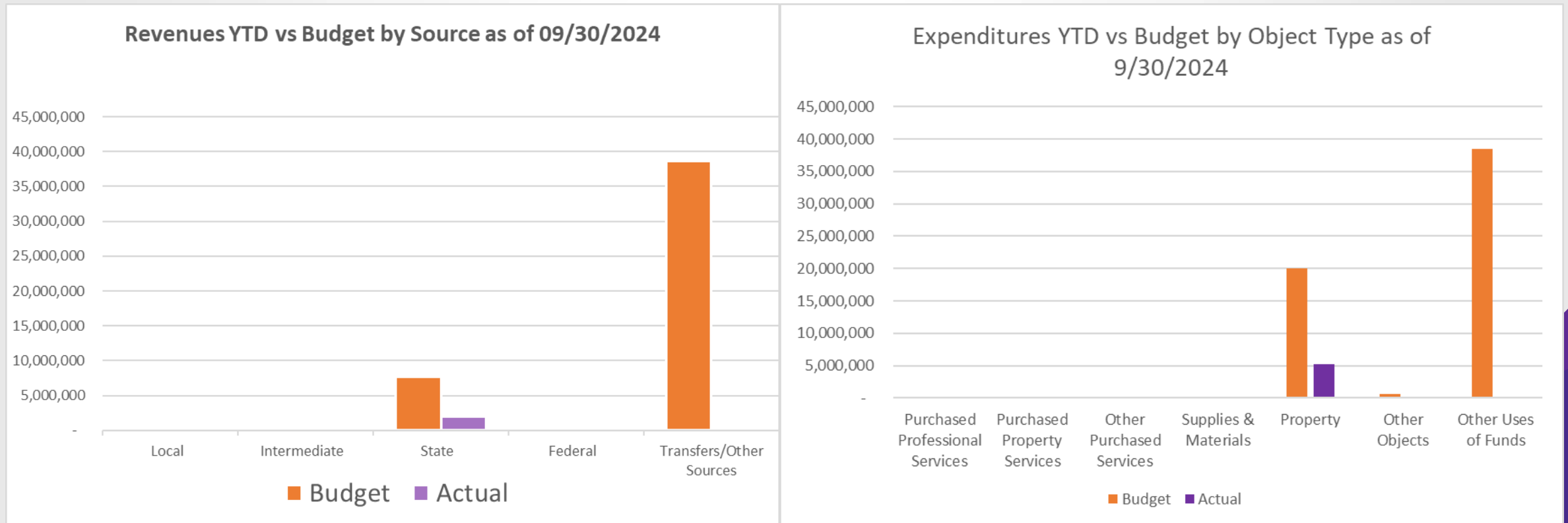
# 1<sup>ST</sup> QUARTER YEAR TO DATE BUILDING FUND

- Minimal activity in this fund, pending small capital projects plan



# 1<sup>ST</sup> QUARTER YEAR TO DATE CAPITAL RESERVE FUND

- Spending here is activity related to the Meadow project, and HVAC project



# Questions



# Memo

TO: Mike Crawford, Superintendent  
FROM: Brian Fuller, Executive Director of Accountability  
DATE: November 20th, 2024

**Policy:** Accountability/Commitment to Accomplishment, Policy AE  
**Report Type:** Monitoring  
**SUBJECT:** 2024-25 DAAC Update

---

**Policy Wording:** The Board and the DAAC shall, at least annually, cooperatively determine the areas and issues, in addition to budget issues, that the DAAC shall study and the issues on which it may make recommendations to the Board.

**Decision Requested:** This policy is interpreted to include monthly updates to the Board regarding the proceeding of DAAC meetings.

**Report:** In November, eleven members of DAAC and two guests convened to focus on learning about the Mapleton Educator Empowerment Teams (MEET) and learn about the current enrollment trends in the district as represented by the annual October Count data collection.

The meeting began with introductions, reviewing meeting norms, and a review of the agenda. DAAC's first meeting topic of the evening was to learn more about the Mapleton Educator Empowerment Teams (MEET). Mapleton's Educator Pathways Coordinator, Toni Booth, attended the DAAC meeting and gave a presentation about the MEET program that is being piloted at four Mapleton schools. DAAC members learned how the teaching teams structure, the staffing requirements of a team, and the structures each of Mapleton's pilot programs use. DAAC members were also shown the Channel 7 news clip about Project MEET, which was filmed at Trailside Academy and aired earlier this year. This topic concluded with DAAC members asking clarifying questions, including what some of the benefits and issues (pro/con) of the program have been to date, future plans for the program, and questions about the sustainability of the program.

The second topic of the evening was to review the preliminary October Count data. DAAC members learned that overall pupil count numbers are up from last year. The trend of increasing enrollment has occurred over the past 10 years, with 8 of the 10 years showing an increase in enrollment. Members learned that about 1/3 of students live outside of district boundaries, the Federal Race/Ethnicity makeup of the district, and data on the percentage of English Language Learner students, Special Education Students, and the rate of students who qualify for free and reduced lunch.

The next DAAC meeting will be held on Tuesday, January 21st, 2025, from 4:30 to 6:00 P.M. as an online meeting using the Zoom platform. The Zoom DAAC meeting will have English-to-Spanish translation available for anyone who wants to participate in Spanish. Additional meeting dates will be added if and when DAAC participants request additional time to understand and comment on specific topics.