# OREGON AT-A-GLANCE SCHOOL PROFILE

## Orchard Hill Elementary School

PRINCIPAL: Kent Vallier | GRADES: K-5 | 1011 LaLoma Dr, Medford 97504 | 541-779-1766

2023-24

OREGON DEPARTMENT OF EDUCATION
*Oregon achieves . . . together!*

### Students We Serve

**291**
Student Enrollment

### DEMOGRAPHICS

| | | |
|---|---|---|
| American Indian/Alaska Native | | |
| | Students | 1% |
| | Teachers | 0% |
| Asian | | |
| | Students | 1% |
| | Teachers | 0% |
| Black/African American | | |
| | Students | 2% |
| | Teachers | 0% |
| Hispanic/Latino | | |
| | Students | 29% |
| | Teachers | 0% |
| Multiracial | | |
| | Students | 5% |
| | Teachers | 5% |
| Native Hawaiian/Pacific Islander | | |
| | Students | 1% |
| | Teachers | 0% |
| White | | |
| | Students | 61% |
| | Teachers | 95% |

**10%** Ever English Learners

**8** Languages Spoken

**19%** Students with Disabilities

**88%** Required Childhood Vaccinations

**53%** Students Experiencing Poverty

*<10 students or data unavailable

## School Environment

### CLASS SIZE

*Median class size.*

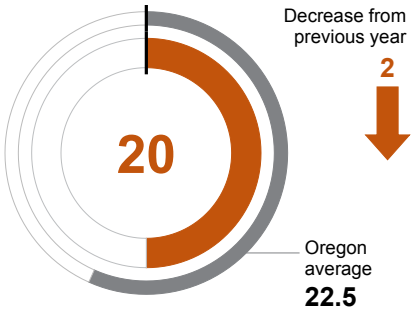


### REGULAR ATTENDERS

*Students who attended more than 90% of their enrolled school days.*

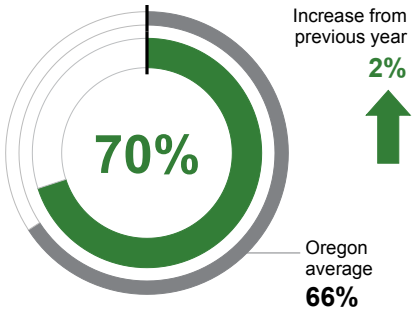


## Academic Success

### ENGLISH LANGUAGE ARTS

*Students meeting state grade-level expectations.*

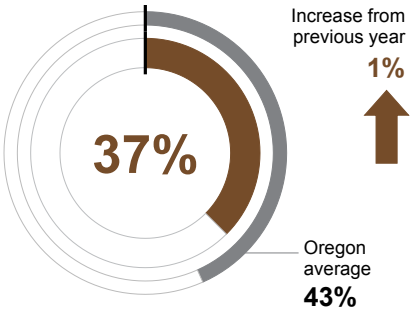


### MATHEMATICS

*Students meeting state grade-level expectations.*

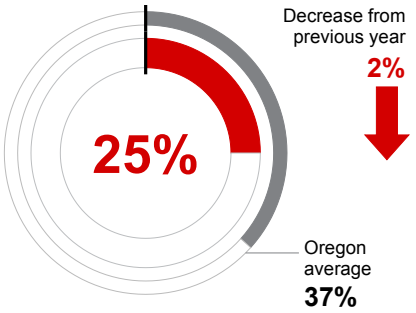


### SCIENCE

*Students meeting state grade-level expectations.*

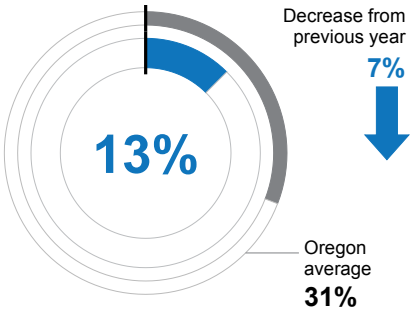


### School Goals

In cooperation with our district, we work to support the school district's strategic plan. This plan details three specific and measurable goals at the elementary school level which in turn are out goals at Orchard Hill Elementary. They are, 90% attendance, 45% of 3rd graders meeting proficiency as measured by the ELA State assessment, this will be an increase of 14% over the next 4 years. Math targeted goal is 45% of our 3rd graders achieving proficiency. We are in the second year of new ELA curriculum which includes clear pacing guides to ensure faithful implementation of the science of reading.

### State Goals

The Oregon Department of Education is collaborating with school districts and communities across the state to achieve a 90% on-time graduation rate by 2027. Grounded in the pillars of Academic Excellence, Belonging and Wellness, and Reimagined Accountability, ODE prioritizes evidence-based practices to boost early literacy, attendance, and student engagement. We are committed to closing opportunity and achievement gaps for marginalized students and securing long-term success for all of Oregon's learners by investing in culturally responsive practices, fostering inclusive environments and always driving for continuous improvement.

### Safe & Welcoming Environment

Orchard Hill Elementary utilizes several events and programs to create a safe and welcoming environment. We have an orientation/meet and greet first day with our first through 5th grade families and students. Our kindergarten teachers do home visits with all our incoming kindergarten families. These classrooms serve special needs students that are an integral part of our inclusive environment. Further, we implement the RULER framework to bolster the social and emotional needs of students. Orchard Hill also practices a "full inclusion" model for all students.

School Website: www.phoenix.k12.or.us/Domain/9

Starting in 2023-24, Senate Bill 923 updated the requirements for reporting a student's school information. More students are now included in school level rates.

OREGON DEPARTMENT OF EDUCATION

*Oregon achieves . . . together!*

# OREGON AT-A-GLANCE SCHOOL PROFILE CONTINUED

## Orchard Hill Elementary School

2023-24

### Our Staff (rounded FTE)

**20** Teachers

**15** Educational assistants

**<1** Counselors/ Psychologists/ Social Workers

**85%** Average teacher retention rate over the past three years

**80%** % of licensed teachers with more than 3 years of experience

**No** Same principal in the last 3 years

## Outcomes

| | REGULAR ATTENDERS | ENGLISH LANGUAGE ARTS | MATHEMATICS |
|---|---|---|---|
| American Indian/Alaska Native | <10 students or data unavailable | <10 students or data unavailable | <10 students or data unavailable |
| Asian | <10 students or data unavailable | <10 students or data unavailable | <10 students or data unavailable |
| Black/African American | <10 students or data unavailable | <10 students or data unavailable | <10 students or data unavailable |
| Hispanic/Latino | 77% | 28% | 14% |
| Multiracial | 79% | <10 students or data unavailable | <10 students or data unavailable |
| Native Hawaiian/Pacific Islander | <10 students or data unavailable | <10 students or data unavailable | <10 students or data unavailable |
| White | 67% | 44% | 29% |
| Students Experiencing Poverty | 66% | 27% | 19% |
| Ever English Learner | 71% | 14% | 10% |
| Students with Disabilities | 70% | 29% | 21% |
| Migrant | <10 students or data unavailable | <10 students or data unavailable | <10 students or data unavailable |
| Homeless | 62% | 18% | 9% |
| Students in Foster Care | <10 students or data unavailable | <10 students or data unavailable | <10 students or data unavailable |
| Military Connected | <10 students or data unavailable | <10 students or data unavailable | <10 students or data unavailable |
| Talented and Gifted | <10 students or data unavailable | <10 students or data unavailable | <10 students or data unavailable |
| Female | 70% | 42% | 23% |
| Male | 70% | 31% | 26% |
| Non-Binary | <10 students or data unavailable | <10 students or data unavailable | <10 students or data unavailable |

## About Our School

### BULLYING, HARASSMENT, AND SAFETY POLICIES

Orchard Hill Elementary follows School Board policy JBB. We address any allegation of harassment promptly and utilize the policy as our guide. We spend more effort on creating an environment of acceptance through our work with PAX and community building programs. When situations do arise, we utilize Restorative Justice Practices as much as possible to restore relationships.

### EXTRACURRICULAR ACTIVITIES

Orchard Hill Elementary has the following extracurricular activities: -Partnership with the Medford YMCA for after school care and homework help -Outdoor Education -Monthly School-wide Mile Runs -Annual Art Reception -Rogue Valley Farm to School.

### PARENT ENGAGEMENT

Orchard Hill Elementary utilizes the following opportunities to engage parents: -Classroom Volunteers -Site Council Team -PTA Membership -Open House -Parent/Teacher Conferences -Academic Evening Events

### COMMUNITY ENGAGEMENT

Orchard Hill Elementary utilizes the following opportunities to engage the community: · -Annual School Bingo Night -NEON Nights Family Dance -YMCA Partnership -Rogue Valley Farm to School Partnership

Data are suppressed to protect confidential student information.

For more information please visit: www.oregon.gov/ode/schools-and-districts/reportcards/reportcards/Pages/Accountability-Measures.aspx