OREGON DEPARTMENT OF EDUCATION

Oregon achieves . . . together!

OREGON AT-A-GLANCE DISTRICT PROFILE

Phoenix-Talent SD 4

SUPERINTENDENT: Brent Barry | 401 W 4th St, Phoenix 97535 | 541-535-1517

2023-24

Students We Serve

2,230
Student Enrollment

DEMOGRAPHICS

American Indian/Alaska Native	
Students	1%
Teachers	1%
Asian	
Students	1%
Teachers	1%
Black/African American	
Students	1%
Teachers	0%
Hispanic/Latino	
Students	41%
Teachers	10%
Multiracial	
Students	5%
Teachers	5%
Native Hawaiian/Pacific Islander	
Students	1%
Teachers	0%
White	
Students	51%
Teachers	84%

24% Ever English Learners

13 Languages Spoken

17% Students with Disabilities

17% Mobile Students

53% Students Experiencing Poverty

*<10 students or data unavailable

District Environment

REGULAR ATTENDERS

Students who attended more than 90% of their enrolled school days.

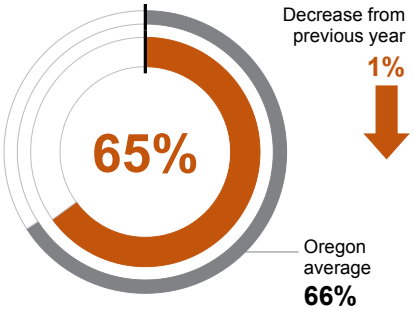

Academic Success

Grade 3 ENGLISH LANGUAGE ARTS

Students meeting state grade-level expectations.

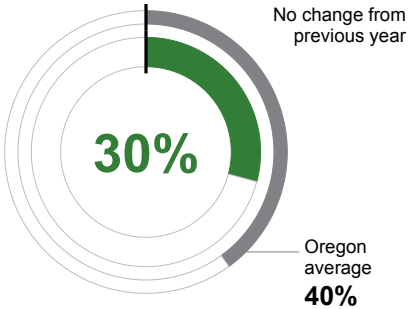

Grade 8 MATHEMATICS

Students meeting state grade-level expectations.

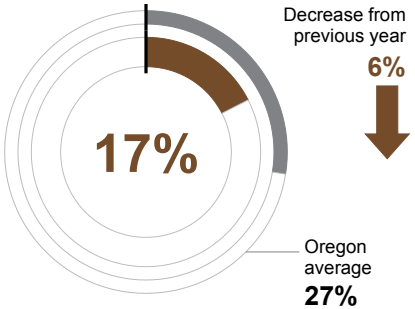

High School Success

ON-TRACK TO GRADUATE

Students earning one-quarter of graduation credits in their 9th grade year.

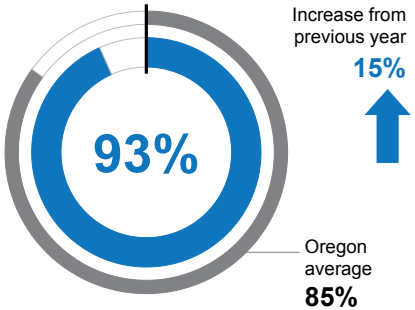

ON-TIME GRADUATION

*Students earning a diploma within four years. Cohort includes students who were first-time ninth graders in 2019-20 graduating in **2022-23**.*

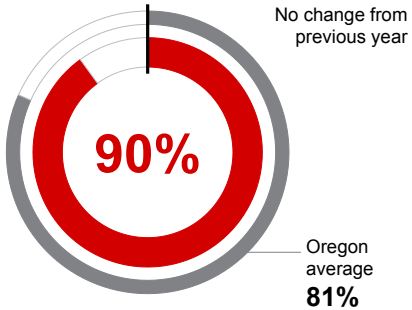

FIVE-YEAR COMPLETION

*Students earning a high school diploma or GED within five years. Cohort Includes students who were first-time ninth graders in 2018-19 finishing in **2022-23**.*

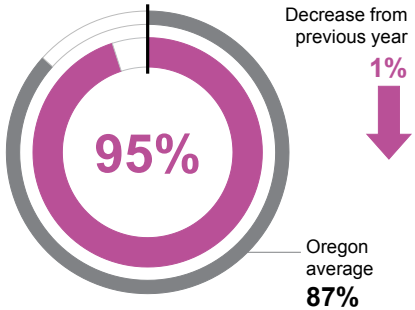

District Goals

Phoenix-Talent Schools is embarking on a 4-year Strategic Plan in which the team, consisting of staff, students and community came up with 5 goals. These goals include; a) Every student will attend 90% or more of the school year b) 45% of students in 3rd grade will meet grade-level expectations in ELA c) 35% of students in 8th grade will meet state grade-level expectations in Mathematics d) Every student at the completion of ninth grade will have six or more credits e) 96% of all students will graduate on time with a regular or modified diploma within four years of starting high school.

State Goals

The Oregon Department of Education is collaborating with school districts and communities across the state to achieve a 90% on-time graduation rate by 2027. Grounded in the pillars of Academic Excellence, Belonging and Wellness, and Reimagined Accountability, ODE prioritizes evidence-based practices to boost early literacy, attendance, and student engagement. We are committed to closing opportunity and achievement gaps for marginalized students and securing long-term success for all of Oregon's learners by investing in culturally responsive practices, fostering inclusive environments and always driving for continuous improvement.

District Website: www.phoenix.k12.or.us

Starting in 2023-24, Senate Bill 923 updated the requirements for reporting a student's school information. More students are now included in school level rates.

OREGON DEPARTMENT OF EDUCATION

Oregon achieves . . . together!

OREGON AT-A-GLANCE DISTRICT PROFILE CONTINUED

Phoenix-Talent SD 4

2023-24

Outcomes

Our Staff (rounded FTE)

13 Administrators

130 Teachers

85 Educational assistants

5 Counselors

0 Social Workers

0 Licensed Librarians

2 Psychologists

75% % of licensed teachers with more than 3 years of experience

REGULAR ATTENDERS

American Indian/Alaska Native	39%
Asian	83%
Black/African American	74%
Hispanic/Latino	64%
Multiracial	60%
Native Hawaiian/Pacific Islander	42%
White	67%
Students Experiencing Poverty	59%
Ever English Learner	62%
Students with Disabilities	59%
Migrant	71%
Homeless	53%
Students in Foster Care	75%
Military Connected	75%
Talented and Gifted	76%
Female	66%
Male	64%
Non-Binary	59%

Grade 3 ENGLISH LANGUAGE ARTS

American Indian/Alaska Native	<10 students or data unavailable
Asian	<10 students or data unavailable
Black/African American	<10 students or data unavailable
Hispanic/Latino	17%
Multiracial	<10 students or data unavailable
Native Hawaiian/Pacific Islander	<10 students or data unavailable
White	40%
Students Experiencing Poverty	18%
Ever English Learner	8%
Students with Disabilities	17%
Migrant	14%
Homeless	8%
Students in Foster Care	<10 students or data unavailable
Military Connected	<10 students or data unavailable
Talented and Gifted	<10 students or data unavailable
Female	36%
Male	25%
Non-Binary	<10 students or data unavailable

Grade 8 MATHEMATICS

American Indian/Alaska Native	<10 students or data unavailable
Asian	<10 students or data unavailable
Black/African American	<10 students or data unavailable
Hispanic/Latino	10%
Multiracial	<10 students or data unavailable
Native Hawaiian/Pacific Islander	<10 students or data unavailable
White	25%
Students Experiencing Poverty	10%
Ever English Learner	7%
Students with Disabilities	9%
Migrant	13%
Homeless	15%
Students in Foster Care	<10 students or data unavailable
Military Connected	<10 students or data unavailable
Talented and Gifted	<10 students or data unavailable
Female	18%
Male	17%
Non-Binary	<10 students or data unavailable

ON-TRACK TO GRADUATE

American Indian/Alaska Native	<10 students or data unavailable
Asian	<10 students or data unavailable
Black/African American	<10 students or data unavailable
Hispanic/Latino	92%
Multiracial	<10 students or data unavailable
Native Hawaiian/Pacific Islander	<10 students or data unavailable
White	93%
Students Experiencing Poverty	90%
Ever English Learner	94%
Students with Disabilities	88%
Migrant	>95%
Homeless	82%
Students in Foster Care	<10 students or data unavailable
Military Connected	<10 students or data unavailable
Talented and Gifted	<10 students or data unavailable
Female	93%
Male	94%
Non-Binary	<10 students or data unavailable

ON-TIME GRADUATION

American Indian/Alaska Native	<10 students or data unavailable
Asian	<10 students or data unavailable
Black/African American	<10 students or data unavailable
Hispanic/Latino	>95%
Multiracial	86%
Native Hawaiian/Pacific Islander	<10 students or data unavailable
White	85%
Students Experiencing Poverty	89%
Ever English Learner	92%
Students with Disabilities	94%
Migrant	>95%
Homeless	88%
Students in Foster Care	<10 students or data unavailable
Military Connected	<10 students or data unavailable
Talented and Gifted	<10 students or data unavailable
Female	91%
Male	90%
Non-Binary	<10 students or data unavailable

FIVE-YEAR COMPLETION

American Indian/Alaska Native	<10 students or data unavailable
Asian	<10 students or data unavailable
Black/African American	<10 students or data unavailable
Hispanic/Latino	94%
Multiracial	>95%
Native Hawaiian/Pacific Islander	<10 students or data unavailable
White	95%
Students Experiencing Poverty	94%
Ever English Learner	>95%
Students with Disabilities	89%
Migrant	>95%
Homeless	94%
Students in Foster Care	<10 students or data unavailable
Military Connected	<10 students or data unavailable
Talented and Gifted	<10 students or data unavailable
Female	>95%
Male	92%
Non-Binary	<10 students or data unavailable

Data are suppressed to protect confidential student information.

Seismic Safety: http://www.oregongeology.org/sub/projects/rvs/activity-updates/status.html