



**Day 1 – Grade  
4 - Science**



*Investigating  
Sound*

**Performance Indicator:** 4.P.4B.2: Analyze and interpret data from observations and measurements to describe how changes in vibration affects the pitch and volume of sound.



## Essential Questions:

What is difference between pitch and volume?

## I-Can Statements:

I can distinguish between pitch and volume.

I can describe how changes in vibration affects the pitch and volume of sound.




# Engage Activity

## Sound

ASSIGN

TEACHER RESOURCES

ADD TO FAVORITES



Log into Flocabulary, click on the link below and watch the sound video.

Sound

# Engage Activity

Now that you have watched the video on sound, please consider what questions you still have about sound. Take this opportunity to write one thing that you learned from the video and one question that you still have. Write your responses below.

I Learned:

I Still Wonder:

# Exploration Time

**Pitch** is a measure of how high or low something sounds and is related to the speed of the vibrations that produce the sound.

**Volume** is a measure of how loud or soft something sounds and is related to the strength of the vibrations.

**Sound** is caused by vibrations (back and forth movements that occur very quickly)

Sound **vibrations** can be transferred from one material to another.



# Exploration Time

Click on the link to the right, log into your Discovery Education account, and complete the exploration activity

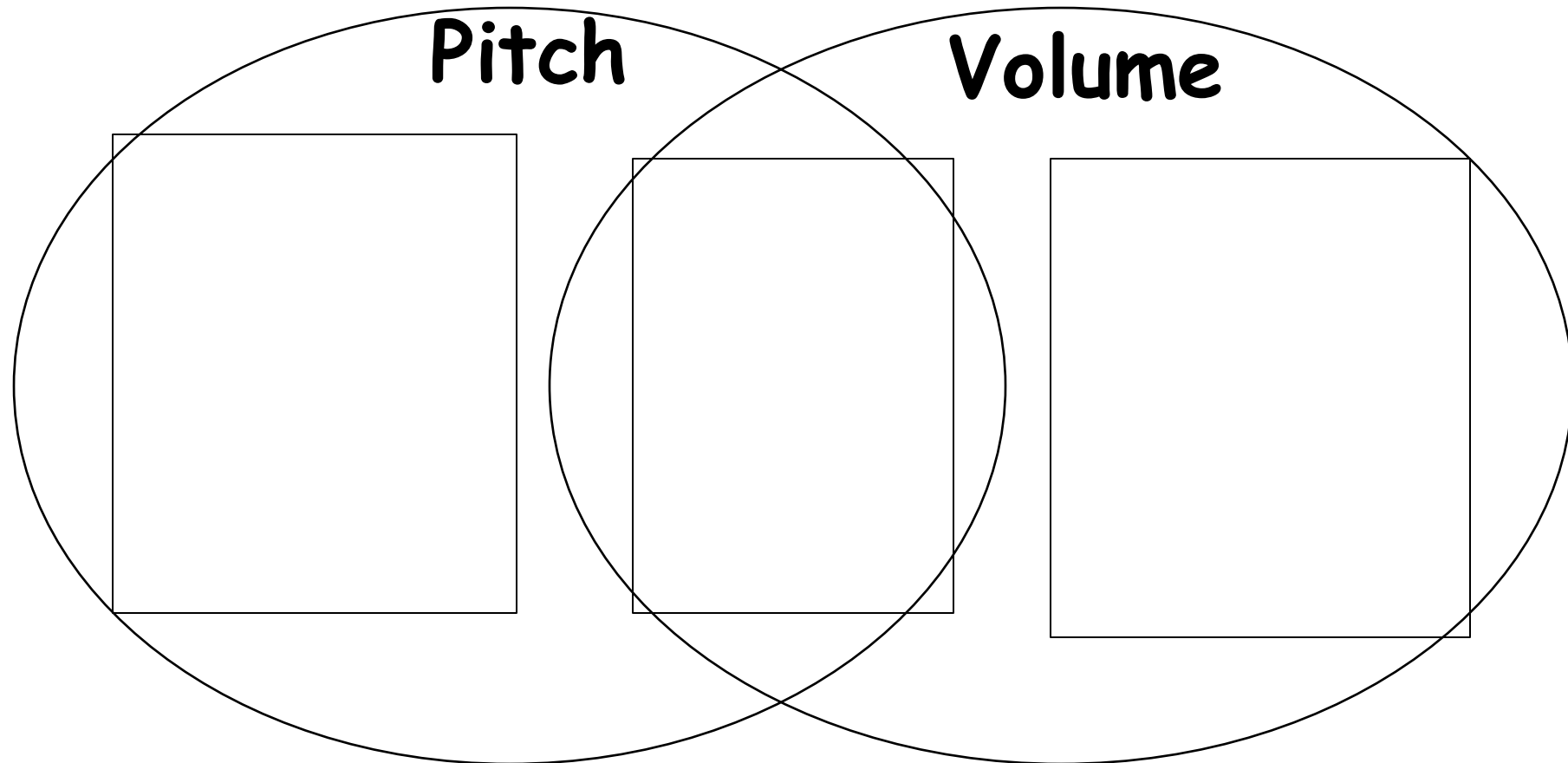
[Exploring Sound](#)

Click on the link at the bottom right hand corner, log into your Discovery Education account, and scroll down to the section "How Does Sound Pitch Differ From Volume?" Read the information in that section, watch the video, and complete the vocabulary activity.

[Pitch and Volume](#)


# Exploration Time

Please compare and contrast pitch and volume by completing the Venn Diagram below.



# So What Have I Learned?

Use the space below to write a paragraph summarizing what you have learned about sound.



A large, empty rectangular box with a black border, intended for writing a paragraph. A red pencil is positioned to the left of the box, pointing towards it.

Pitch

Volume

Sound

Vibrate

