

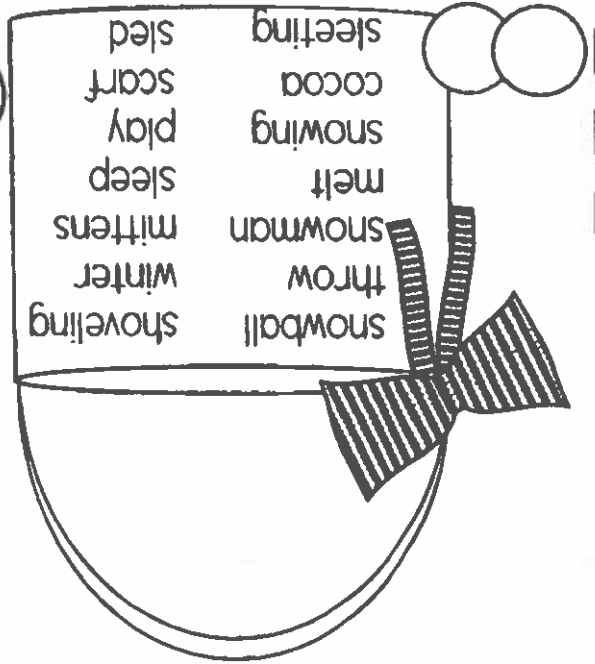
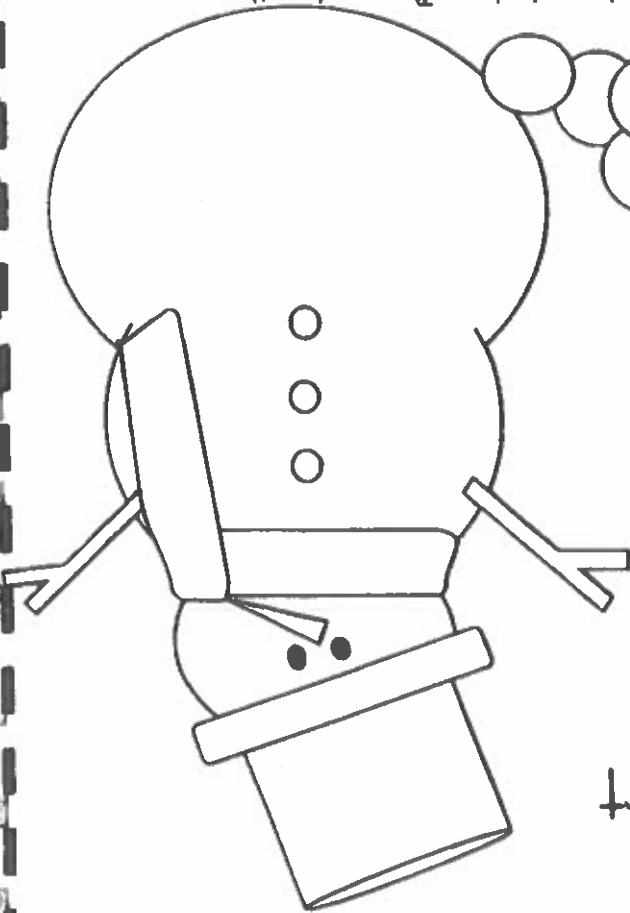
Grade 2 - BLIZZARD DAY #1

Reading	Spelling/Grammar/Writing	Math	Science/Social	Art/Mindfulness	Phy. Ed. & Music
Read 5 books on Epic!	Grammar worksheet	Do Math packet	Build a tower in the snow. How high could you build it?	Build a fort with pillows and blankets to read and do your homework in	Do 2 GoNoodle Exercise videos
Read alone for 40 minutes	Practice writing your spelling words 5 times	Work on IXL Math for 30 minutes	Create a map of your bedroom	Practice mindfulness. Quietly lay in the snow listening to different sounds. Then catch snowflakes & notice how different each one is.	Shovel snow outside
Work on Cores for 30 minutes	Write a story about a fun adventure	Measure and record 6 things around your house	Create a list of 5 fun facts about your community	Create a picture using paint, markers, crayons, or colored pencils of the snow outside	Play a game on musicplayonline Code: S432467
Read with a sibling or parent for 40 minutes	Write 5 sentences about things you see outside	Go on a "shape hunt" around the house, identifying different shapes like squares, circles, triangles, and rectangles.	Find a science experiment online to try at home	Make a snowflake	Play outside (if weather is safe)

Student Name _____ Parent/Caregiver Signature _____ Date _____

Winter Activity Noun and Verb Sort

Name _____




- snowball
- shovel
- throw
- snowman
- melt
- sleep
- play
- snowing
- scarf
- sleeting

Directions: Sort nouns and verbs in the correct column below. Then color the snowman.

NOUNS
(PERSON, PLACE, OR THING)

VERBS
(SHOWS ACTION)

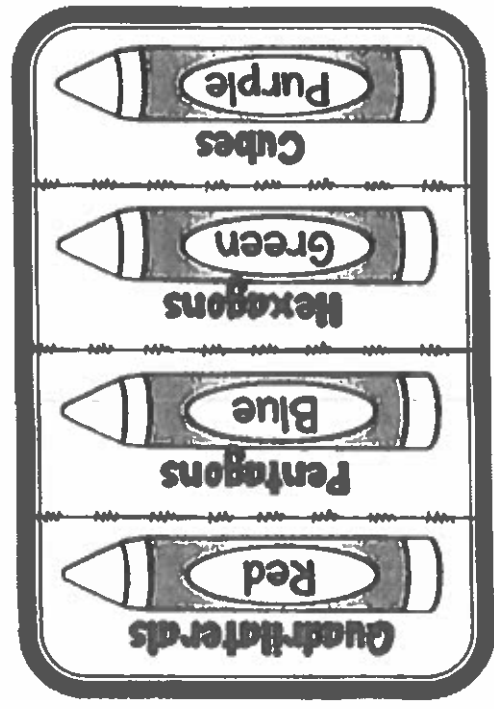
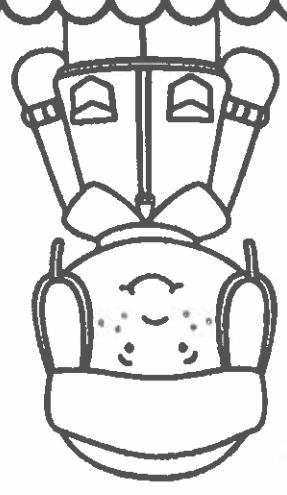
--	--



Use the code on the right to color the shapes in each snow globe.

Directions

Winter Shapes



Name: _____

Date: _____

Grade 2 - BLIZZARD DAY #2

Reading	Spelling/Grammar/Writing	Math	Science/Social	Art/Mindfulness	Phy. Ed. & Music
Read 5 books on Epic!	Grammar worksheet	Do Math packet	Build a tower in the snow. How high could you build it?	Build a fort with pillows and blankets to read and do your homework in	Do 2 GoNoodle Exercise videos
Read alone for 40 minutes	Practice writing your spelling words 5 times	Work on IXL Math for 30 minutes	Fill a bowl with water. How many pennies or paper clips can float at the top?	Practice mindfulness. Quietly lay in the snow listening to different sounds. Then catch snowflakes & notice how different each one is.	Shovel snow outside
Work on Core5 for 30 minutes	Write a story about your favorite birthday	Draw a picture and write a number model for 3 equal sharing problems	Create a list of 5 fun facts about where you live	Create a picture using paint, markers, crayons, or colored pencils of the snow outside	Play a game on musicplayonline Code: S432467
Read with a sibling or parent for 40 minutes	Write 5 sentences about things you see around your house	Roll dice and use the numbers to practice addition or subtraction problems.	Find a science experiment online to try at home	Make a snowflake	Play outside (if weather is safe)

Student Name _____ Parent/Caregiver Signature _____ Date _____

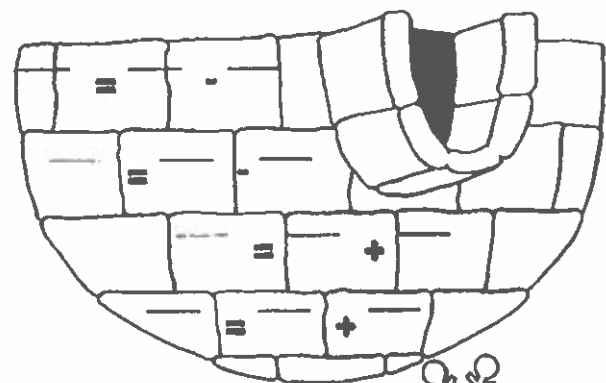
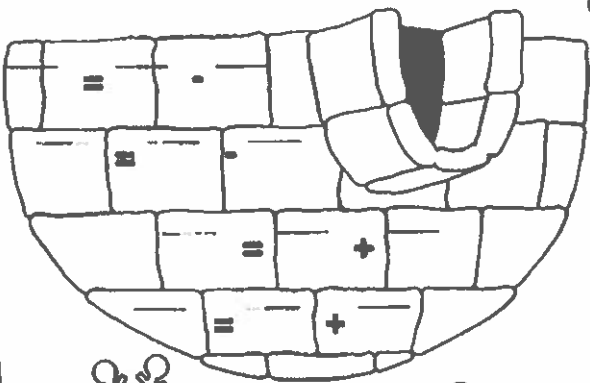

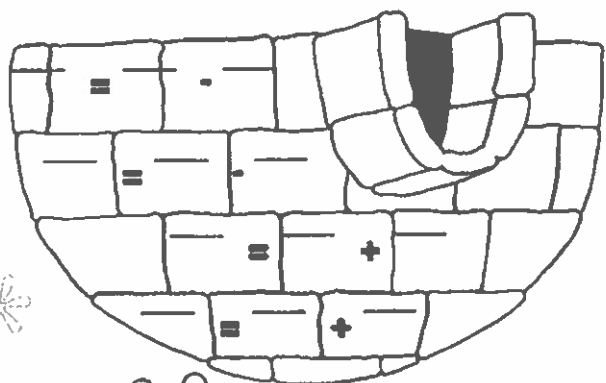
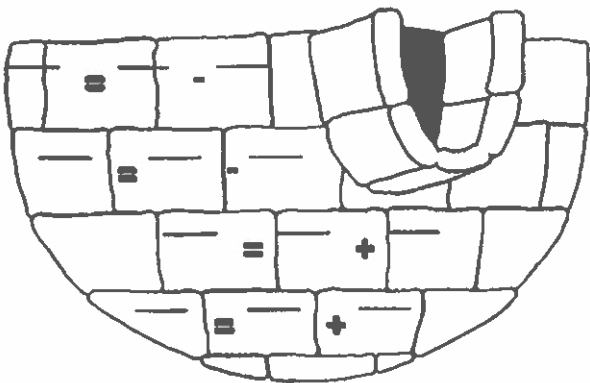
t	s	n	b	r	o	t	h	e	r
r	e	o	w	o	n	s	k	i	e
c	i	g	s	q	o	y	p	c	t
n	k	r	r	c	w	k	d	o	s
a	o	w	b	a	a	g	a	c	i
m	o	m	u	w	n	r	p	o	s
w	c	y	s	t	p	d	f	a	l
o	s	a	e	c	o	a	p	j	l
n	f	r	i	e	n	d	s	a	i
s	i	d	m	s	p	q	o	y	h
f	h	g	a	m	d	n	a	r	g



- Circle the common nouns in each sentence and find them in the word search.
1. Jenna lost her new scarf on the bus. (2)
 2. My friends and I went skating on the frozen pond. (2)
 3. My brother and sister made a snowman in our yard. (4)
 4. Grandma gave us hot cocoa and cookies. (3)
 5. Mom read a book by the warm fire. (3)
 6. The little boy went sledding down the steep hill. (2)
 7. Grandpa threw snow at my dad. (3)

Hunting for Nouns

_____ Name



Write and solve all four equations in each igloo using the family numbers in the snowflakes.

Fact Families



_____ Name

Grade 2 - BLIZZARD DAY #3

You MUST pick different items than you picked on Day 1!

Reading	Spelling/Grammar/Writing	Math	Science/Social	Art/Mindfulness	Phy. Ed. & Music
Read 5 books on Epic!	Grammar worksheet	Do Math packet	Build a tower in the snow. How high could you build it?	Build a fort with pillows and blankets to read and do your homework in	Do 2 GoNoodle Exercise videos
Read alone for 40 minutes	Practice writing your spelling words 5 times	Work on IXL Math for 30 minutes	Create a map of your bedroom	Practice mindfulness. Quietly lay in the snow listening to different sounds. Then catch snowflakes & notice how different each one is.	Shovel snow outside
Work on Cores for 30 minutes	Write a story about a fun adventure	Measure and record 6 things around your house	Create a list of 5 fun facts about your community	Create a picture using paint, markers, crayons, or colored pencils of the snow outside	Play a game on music:playonline Code: \$432467
Read with a sibling or parent for 40 minutes	Write 5 sentences about things you see outside	Go on a "shape hunt" around the house, identifying different shapes like squares, circles, triangles, and rectangles.	Find a science experiment online to try at home	Make a snowflake	Play outside (if weather is safe)

Student Name _____

Parent/Caregiver Signature _____

Date _____

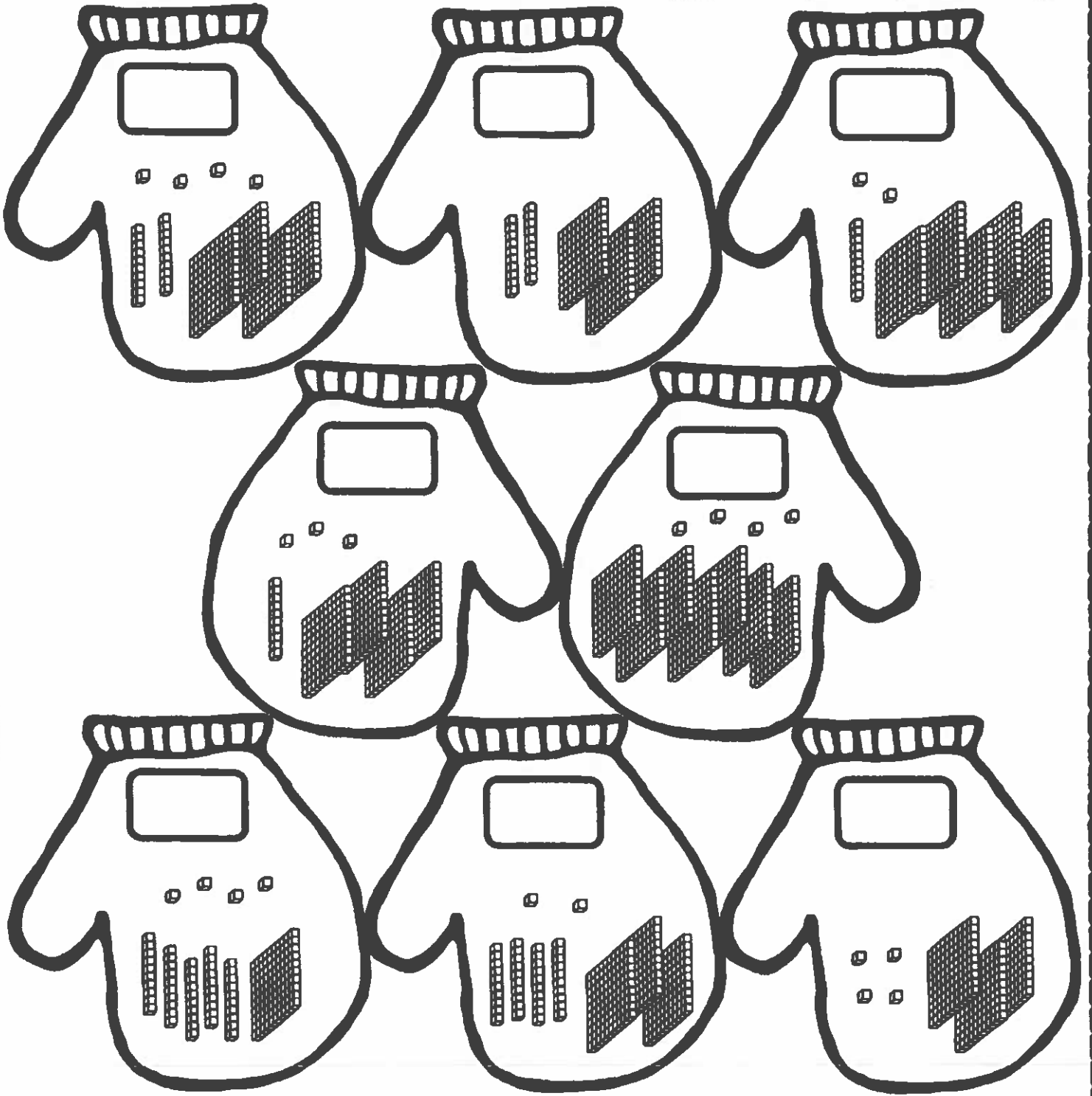
Synonyms and Antonyms

Directions: Color the synonyms red and the antonyms blue.

Name: _____

Date: _____

A grid of 20 stars, each containing a word. The words are arranged in four columns and five rows. The words are: Row 1: strong, yell, quick, fast; Row 2: quiet, down, sleepy, tiny; Row 3: young, giggle, clean, cold; Row 4: happy, tall, nice, beautiful; Row 5: mad, start, close, big.



Place Value Mittens

Name: _____

Date: _____

Directions
Write the number that is shown by the place value blocks in each mitten.



Grade 2 - BLIZZARD DAY #4

You MUST pick different items than you picked on Day 2!

Reading	Spelling/Grammar/Writing	Math	Science/Social	Art/Mindfulness	Phy. Ed. & Music
Read 5 books on Epic!	Grammar worksheet	Do Math packet	Build a tower in the snow. How high could you build it?	Build a fort with pillows and blankets to read and do your homework in	Do 2 GoNoodle Exercise videos
Read alone for 40 minutes	Practice writing your spelling words 5 times	Work on IXL Math for 30 minutes	Fill a bowl with water. How many pennies or paper clips can float at the top?	Practice mindfulness. Quietly lay in the snow listening to different sounds. Then catch snowflakes & notice how different each one is.	Shovel snow outside
Work on Core5 for 30 minutes	Write a story about your favorite birthday	Draw a picture and write a number model for 3 equal sharing problems	Create a list of 5 fun facts about where you live	Create a picture using paint, markers, crayons, or colored pencils of the snow outside	Play a game on musicplayonline Code: s432467
Read with a sibling or parent for 40 minutes	Write 5 sentences about things you see around your house	Roll dice and use the numbers to practice addition or subtraction problems.	Find a science experiment online to try at home	Make a snowflake	Play outside (if weather is safe)


Student Name _____ Parent/Caregiver Signature _____ Date _____

Hunting for Adjectives

Name _____

Circle the adjective in each sentence and find it in the word search.

1. Sarah wrapped the striped scarf around her neck.
2. My brother and I built three snowmen.
3. Daniel rode the blue sled down the hill.
4. Lily wore her pink jacket to school.
5. Mom likes to watch TV with her warm blanket.
6. Grandpa slipped on the icy sidewalk.
7. Our family likes to sit by the crackling fireplace.
8. Thomas tripped over his new boots.



g	p	i	c	y	s	i	o	p	q
n	o	g	w	e	v	b	n	o	w
i	u	k	e	h	m	d	s	m	s
i	b	i	u	e	i	t	o	z	d
k	y	w	o	e	r	i	z	u	f
c	x	d	f	i	b	h	r	a	t
a	v	h	p	g	r	f	t	k	p
r	c	e	y	i	p	i	m	n	o
c	d	r	p	i	n	e	b	i	l
g	o	c	h	r	e	w	s	p	i
t	w	m	r	a	w	k	x	y	k

Name: _____

Addition Facts

1. 6

$$\begin{array}{r} +8 \\ \hline \end{array}$$

5.

12

$$\begin{array}{r} +4 \\ \hline \end{array}$$

9

$$\begin{array}{r} +5 \\ \hline \end{array}$$

2.

7

$$\begin{array}{r} +6 \\ \hline \end{array}$$

6.

9

$$\begin{array}{r} +3 \\ \hline \end{array}$$

10.

12

$$\begin{array}{r} +4 \\ \hline \end{array}$$

3.

9

$$\begin{array}{r} +5 \\ \hline \end{array}$$

7.

7

$$\begin{array}{r} +7 \\ \hline \end{array}$$

4.


8

$$\begin{array}{r} +7 \\ \hline \end{array}$$

8.

6

$$\begin{array}{r} +8 \\ \hline \end{array}$$



Grade 2 - BLIZZARD DAY #5

Reading	Spelling/Grammar/Writing	Math	Science/Social	Art/Mindfulness	Phy. Ed. & Music
Read 5 books on Epic!	Grammar worksheet	Do Math packet	Create a small village out of snow. Include things that are important in a community (if weather is safe)	Build a fort with pillows and blankets to read and do your homework in	Do 2 GoNoodle Exercise videos
Read alone for 40 minutes	Practice writing your spelling words 5 times	Work on IXL Math for 30 minutes	Try to build a boat out of paper. How long does it float in a bowl of water?	Practice mindfulness. Quietly lay in the snow listening to different sounds. Then catch snowflakes & notice how different each one is.	Shovel snow outside
Work on Core5 for 30 minutes	Write a story about something crazy that has happened to you!	Create a tally chart with 5 different items in it	Create a map of your yard outside. Include, grass, trees, fences, etc.	Create a picture using paint, markers, crayons, or colored pencils of the snow outside	Play a game on musicplayonline Code: s432467
Read with a sibling or parent for 40 minutes	Write 5 sentences about yourself	Play simple card games like "Go Fish" or "War" focusing on comparing numbers	Find a science experiment online to try at home	Fill a water bottle $\frac{3}{4}$ full of water and add food coloring. Tape another bottle of water at the opening and create a vortex!	Play outside (if weather is safe)


Student Name _____

Parent/Caregiver Signature _____

Date _____

Mr. Green
Dallas
city
street
Elm Street
school
book
Oreos
Ford
girl
milk
tree
man
Jenny
Nike
Texas
car
Jack

© Lindy du Plessis 2014



Proper
Nouns

Common
Nouns

Name: _____

Subtraction Facts

1. $16 - 4 =$

5. $12 - 2 =$

9. $13 - 3 =$

2. $17 - 4 =$

6. $15 - 7 =$

10. $12 - 5 =$

3. $19 - 2 =$

7. $17 - 6 =$

16 - 6 =

18 - 8 =

8. $16 - 5 =$

16 - 5 =

