



OREGON AT-A-GLANCE DISTRICT PROFILE

Hillsboro SD 1J



SUPERINTENDENT: Mike Scott | 3083 NE 49th Pl, Hillsboro 97124 | 503-844-1500

Students We Serve




19,141


Student Enrollment

DEMOGRAPHICS


American Indian/Alaska Native



Asian




Black/African American




Hispanic/Latino



Multiracial



Native Hawaiian/Pacific Islander



White



33%

Ever English Learners



138

Languages Spoken

17%

Students with Disabilities

9%

Mobile Students

59%

Free/Reduced Price Lunch

*<10 students or data unavailable

Special Note

The At-A-Glance School and District profiles tell a story about Oregon's schools and districts. The story is harder to tell this year as the COVID-19 pandemic significantly impacted our schools and the data we collect. As a result, statewide assessment and attendance data cannot be compared to prior years and are not shown here. We have included links to our website where you can view the 2020-21 statewide assessment and attendance data and read a detailed description of how these data were impacted. We're thankful for your partnership as we focus on care, connection and the creation of safe, inclusive and supportive learning environments.

High School Success

Grade 8 MATHEMATICS

Students meeting state grade-level expectations.

For 2020-21 Mathematics data please visit:

www.oregon.gov/ode/schools-and-districts/reportcards/reportcards/Pages/Statewide-Assessment-Results-2021.aspx

Start Strong

Grades K-2 REGULAR ATTENDERS

Students who attended more than 90% of their enrolled school days.

For 2020-21 Regular Attenders data please visit:

www.oregon.gov/ode/schools-and-districts/reportcards/reportcards/Pages/Regular-Attenders-2021.aspx

Grade 3 ENGLISH LANGUAGE ARTS

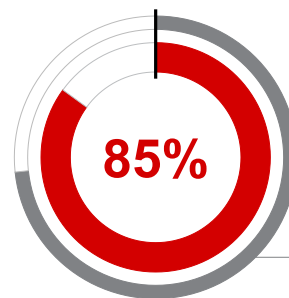
Students meeting state grade-level expectations.

For 2020-21 English Language Arts data please visit:

www.oregon.gov/ode/schools-and-districts/reportcards/reportcards/Pages/Statewide-Assessment-Results-2021.aspx

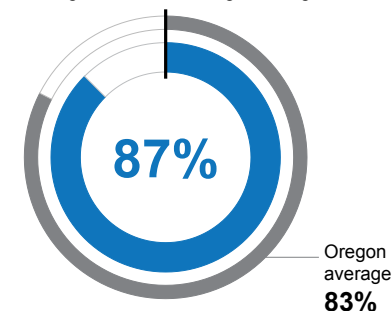
Grade 9 ON-TRACK TO GRADUATE

Students earning one-quarter of graduation credits in their 9th grade year.



Grade 12 ON-TIME GRADUATION

Students earning a diploma within four years. Cohort includes students who were first-time ninth graders in 2016-17 graduating in 2019-20.



District Goals

HSD's goal is to ensure that all students graduate with career and college-readiness skills. We will do this by: knowing each student by name, strength, and need so they can benefit from supports, enrichments, and opportunities; fostering a positive, supportive, and inclusive school and classroom culture that enables learning; and providing learning experiences with clear purpose, engagement, and assessment to encourage students' active participation and to provide them with an opportunity to demonstrate their knowledge and skills.

State Goals

The Oregon Department of Education is partnering with school districts and local communities to ensure a 90% on-time, four year graduation rate by 2025. To progress toward this goal, the state will prioritize efforts to improve attendance, provide a well-rounded education, invest in implementing culturally responsive practices, and promote continuous improvement to close opportunity and achievement gaps for historically and currently underserved students.



Outcomes

Our Staff (rounded FTE)



55

Administrators



875

Teachers



407

Educational assistants



69

Counselors



1

Licensed Librarians



9

Psychologists



83%

% of licensed teachers with more than 3 years of experience

**Grades K-2
REGULAR ATTENDERS**

American Indian/Alaska Native	
Asian	
Black/African American	
Hispanic/Latino	
Multiracial	
Native Hawaiian/Pacific Islander	
White	
Free/Reduced Price Lunch	
Ever English Learner	
Students with Disabilities	
Migrant	
Homeless	
Talented and Gifted	
Female	
Male	
Non-Binary	

**Grade 3
ENGLISH LANGUAGE ARTS**

American Indian/Alaska Native	
Asian	
Black/African American	
Hispanic/Latino	
Multiracial	
Native Hawaiian/Pacific Islander	
White	
Free/Reduced Price Lunch	
Ever English Learner	
Students with Disabilities	
Migrant	
Homeless	
Talented and Gifted	
Female	
Male	
Non-Binary	

**Grade 8
MATHEMATICS**

American Indian/Alaska Native	
Asian	
Black/African American	
Hispanic/Latino	
Multiracial	
Native Hawaiian/Pacific Islander	
White	
Free/Reduced Price Lunch	
Ever English Learner	
Students with Disabilities	
Migrant	
Homeless	
Talented and Gifted	
Female	
Male	
Non-Binary	

**Grade 9
ON-TRACK TO GRADUATE**

American Indian/Alaska Native	85%
Asian	>95%
Black/African American	95%
Hispanic/Latino	81%
Multiracial	92%
Native Hawaiian/Pacific Islander	90%
White	86%
Free/Reduced Price Lunch	81%
Ever English Learner	82%
Students with Disabilities	76%
Migrant	78%
Homeless	54%
Talented and Gifted	>95%
Female	87%
Male	84%
Non-Binary	<10 students or data unavailable

**Grade 12
ON-TIME GRADUATION**

American Indian/Alaska Native	85%
Asian	>95%
Black/African American	>95%
Hispanic/Latino	82%
Multiracial	94%
Native Hawaiian/Pacific Islander	<10 students or data unavailable
White	88%
Free/Reduced Price Lunch	82%
Ever English Learner	84%
Students with Disabilities	76%
Migrant	79%
Homeless	61%
Talented and Gifted	>95%
Female	89%
Male	85%
Non-Binary	Coming in 2022-23