



# Hinsdale Central High School

Family Survey  
Fall 2024



Report created by  
Panorama Education



# Summary

Topic Description	Results	Comparison
<p><b>Barriers to Engagement</b></p> <p>Factors that can create challenges for families to interact with or become involved with their child’s school. Survey-takers responded to the question, “How big of a problem are the following issues for becoming involved with your child’s current school?”</p>	<p><b>85%</b></p> <p>▲ 2 since last survey</p>	<p><b>85%</b> Hinsdale Township High School District 86 (IL)</p>
<p><b>Communication</b></p>	<p><b>63%</b></p> <p>▼ 1 since last survey</p>	<p><b>65%</b> Hinsdale Township High School District 86 (IL)</p>
<p><b>Family Efficacy</b></p> <p>How confident families are with regard to key parenting skills.</p>	<p><b>68%</b></p> <p>▼ 1 since last survey</p>	<p><b>71%</b> Hinsdale Township High School District 86 (IL)</p>
<p><b>Family Support</b></p> <p>Families’ perceptions of the amount of academic and social support that they provide their child with outside of school.</p>	<p><b>70%</b></p> <p>▲ 2 since last survey</p>	<p><b>71%</b> Hinsdale Township High School District 86 (IL)</p>
<p><b>Learning Behaviors</b></p> <p>Families’ perceptions of their child’s learning-related behaviors.</p>	<p><b>66%</b></p> <p>▲ 1 since last survey</p>	<p><b>64%</b> Hinsdale Township High School District 86 (IL)</p>
<p><b>Readiness for Learning</b></p>	<p><b>60%</b></p> <p>▲ 5 since last survey</p>	<p><b>60%</b> Hinsdale Township High School District 86 (IL)</p>
<p><b>School Safety</b></p> <p>Perceptions of student physical and psychological safety at school.</p>	<p><b>72%</b></p> <p>▼ 3 since last survey</p>	<p><b>69%</b> Hinsdale Township High School District 86 (IL)</p>

175 responses



# Barriers to Engagement

Your average

**85%**

175 responses

Change

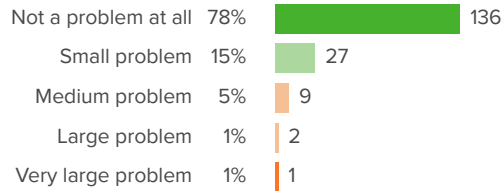
**▲ 2**

since last survey

District average: **85%** Hinsdale Township High School District 86 (IL)

## How did people respond?

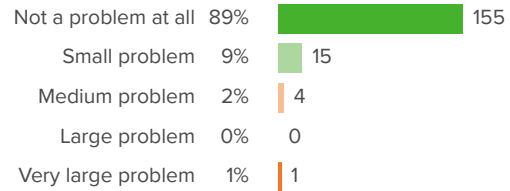
**Q.1: How big of a problem is the following issue for becoming involved with your child's current school: Transportation-related challenges?**



▲ 2 from last survey

Favorable: **93%**

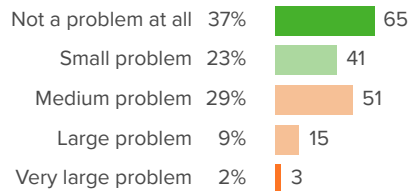
**Q.2: How big of a problem is the following issue for becoming involved with your child's current school: Concerns about getting to the school safely?**



▲ 1 from last survey

Favorable: **97%**

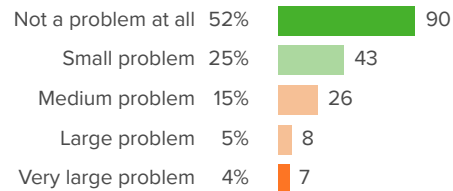
**Q.3: How big of a problem is the following issue for becoming involved with your child's current school: How busy your schedule is?**



▲ 7 from last survey

Favorable: **61%**

**Q.4: How big of a problem is the following issue for becoming involved with your child's current school: School staff seem too busy?**

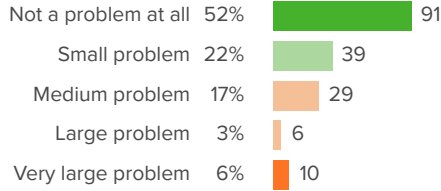


▲ 1 from last survey

Favorable: **76%**

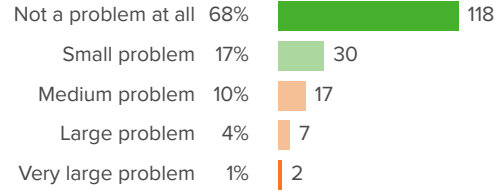


**Q.5: How big of a problem is the following issue for becoming involved with your child's current school: You feel unsure about how to communicate with the school?**



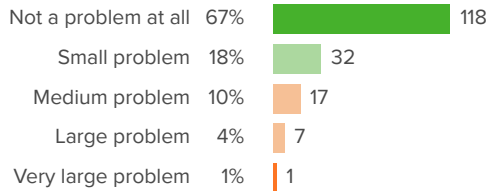
▼ 3 from last survey Favorable: **74%**

**Q.6: How big of a problem is the following issue for becoming involved with your child's current school: The school provides little information about involvement opportunities?**



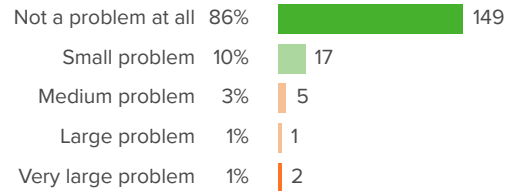
▲ 5 from last survey Favorable: **85%**

**Q.7: How big of a problem is the following issue for becoming involved with your child's current school: The school is not welcoming to parents?**



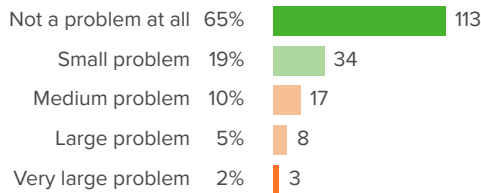
▼ 1 from last survey Favorable: **86%**

**Q.8: How big of a problem is the following issue for becoming involved with your child's current school: The school does not communicate well with people from your culture?**



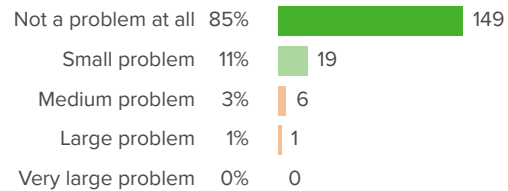
▲ 2 from last survey Favorable: **95%**

**Q.9: How big of a problem is the following issue for becoming involved with your child's current school: You do not feel a sense of belonging with your child's school community?**



▲ 1 from last survey Favorable: **84%**

**Q.10: How big of a problem is the following issue for becoming involved with your child's current school: Negative memories of your own school experience?**



▲ 0 from last survey Favorable: **96%**

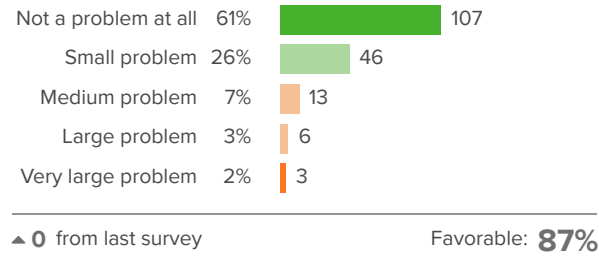


### Hinsdale Central High School

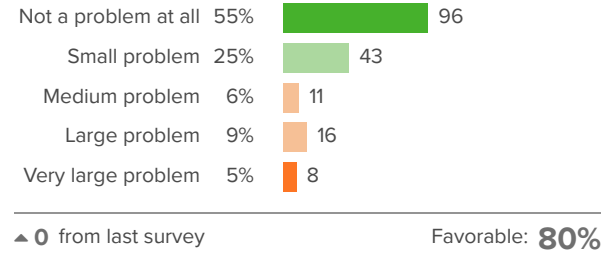
"Fall 2024 District 86 Family-School Relationships Survey - Fall 2024-25 School Year (2), Family Survey"



#### Q.11: How big of a problem is the following issue for becoming involved with your child's current school: Your child does not want you to contact the school?



#### Q.12: How big of a problem is the following issue for becoming involved with your child's current school: You worry that adults at the school will treat your child differently if you raise a concern?





# Communication

Your average

**63%**

175 responses

Change

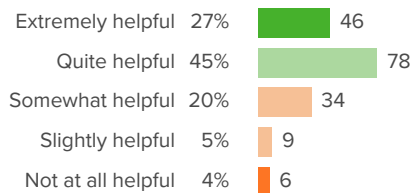
▼ **1**

since last survey

District average: **65%** Hinsdale Township High School District 86 (IL)

## How did people respond?

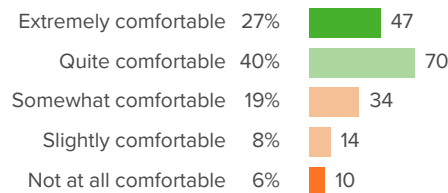
### Q.1: How helpful has the communication from your child's school been this school year?



▲ **4** from last survey

Favorable: **72%**

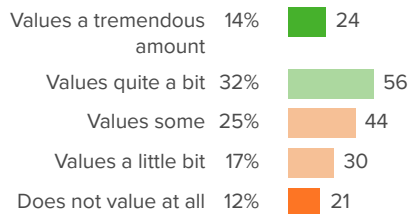
### Q.2: How comfortable do you feel communicating with your child's school?



▼ **3** from last survey

Favorable: **67%**

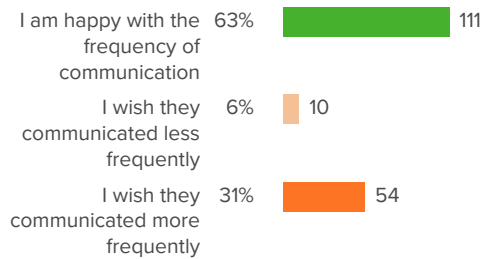
### Q.3: How much do you feel the school values your opinions?



▲ **1** from last survey

Favorable: **46%**

### Q.4: How satisfied are you with the frequency of communication from your child's teacher(s)?

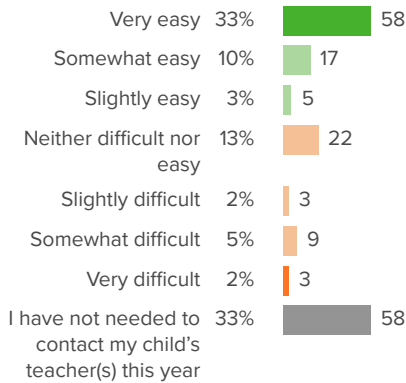


▲ **0** from last survey

Favorable: **63%**



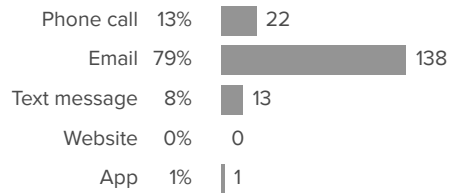
**Q.5: When you need to, how difficult or easy is it to get in contact with your child’s teacher(s)?**



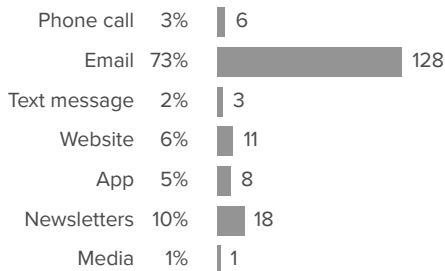
▼ 3 from last survey

Favorable: **68%**

**Q.6: What is the best way for your child’s school and teacher(s) to communicate with you?**



**Q.7: Of the following, which source do you use the most to get information about the school/district?**





# Family Efficacy

Your average

**68%**

175 responses

Change

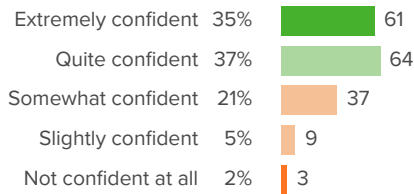
▼ **1**

since last survey

District average: **71%** Hinsdale Township High School District 86 (IL)

## How did people respond?

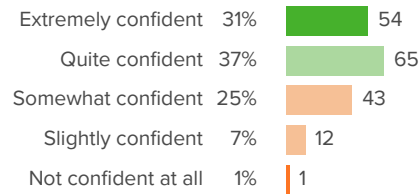
### Q.1: How confident are you in your ability to make choices about your child's schooling?



▲ 0 from last survey

Favorable: **72%**

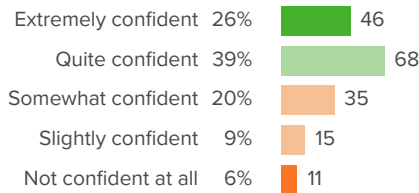
### Q.2: How confident are you that you can motivate your child to try hard in school?



▼ 4 from last survey

Favorable: **68%**

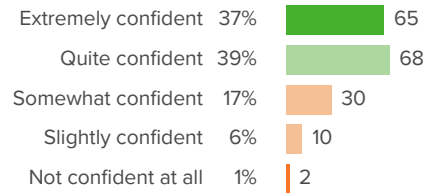
### Q.3: How confident are you in your ability to make sure your child's school meets your child's learning needs?



▲ 4 from last survey

Favorable: **65%**

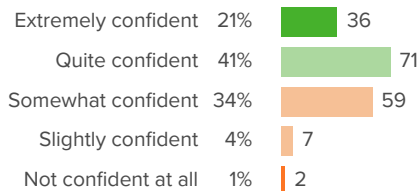
### Q.4: How confident are you in your ability to support your child's learning at home?



▲ 3 from last survey

Favorable: **76%**

### Q.5: How confident are you in your ability to help your child deal with his/her emotions appropriately?



▼ 4 from last survey

Favorable: **61%**





# Family Support

Your average

**70%**

175 responses

Change

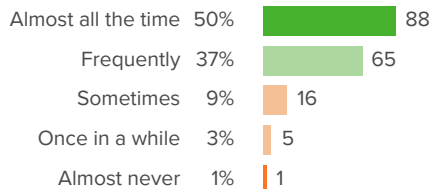
**▲ 2**

since last survey

District average: **71%** Hinsdale Township High School District 86 (IL)

## How did people respond?

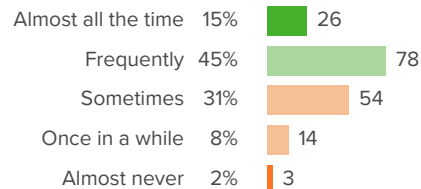
**Q.1: How often do you have conversations with your child about what his/her class is learning at school?**



▲ 4 from last survey

Favorable: **87%**

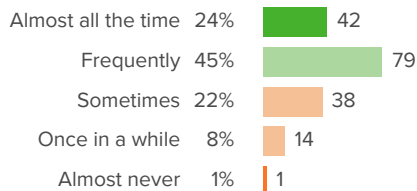
**Q.2: How often do you help your child engage in activities which are educational outside the home?**



▲ 2 from last survey

Favorable: **59%**

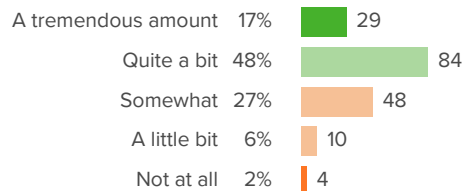
**Q.3: How often do you and your child talk when s/he is having a problem with others?**



▲ 2 from last survey

Favorable: **70%**

**Q.4: To what extent do you know how your child is doing socially at school?**



▲ 2 from last survey

Favorable: **65%**



# Learning Behaviors

Your average

**66%**

175 responses

Change

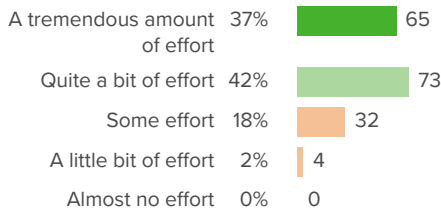
**▲ 1**

since last survey

District average: **64%** Hinsdale Township High School District 86 (IL)

## How did people respond?

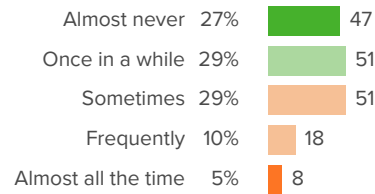
### Q.1: How much effort does your child put into school-related tasks?



▲ 2 from last survey

Favorable: **79%**

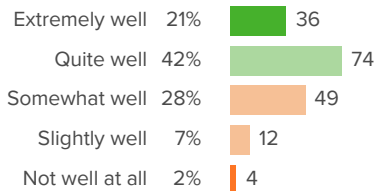
### Q.2: How often does your child struggle to get organized for school?



▲ 1 from last survey

Favorable: **56%**

### Q.3: In general, how well does your child learn from feedback about his/her work?



▼ 1 from last survey

Favorable: **63%**



# Readiness for Learning

Your average

**60%**

175 responses

Change

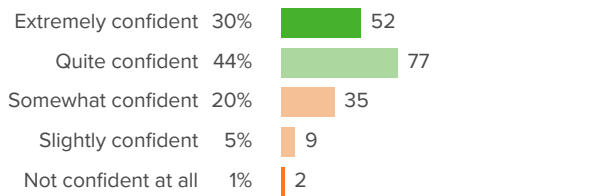
**▲ 5**

since last survey

District average: **60%** Hinsdale Township High School District 86 (IL)

## How did people respond?

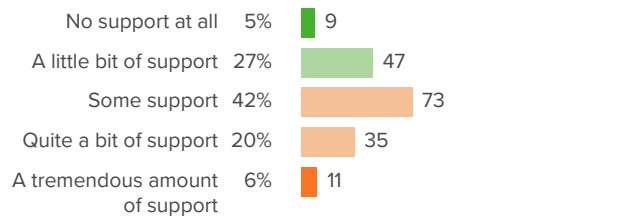
### Q.1: How confident are you in your ability to support your child's learning this school year?



▲ 2 from last survey

Favorable: **74%**

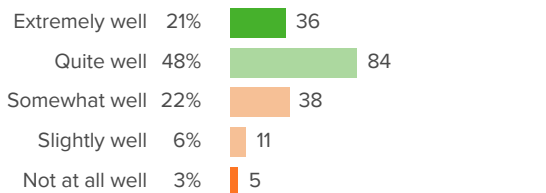
### Q.2: How much support from the school does your child need to be successful when learning in person?



▲ 8 from last survey

Favorable: **32%**

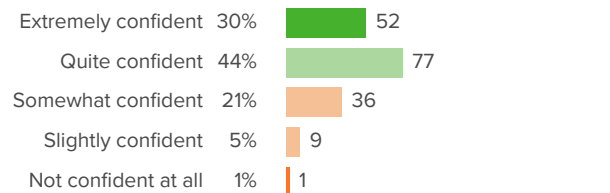
### Q.3: How well do the resources at your child's school meet the needs of in-person learning?



▲ 4 from last survey

Favorable: **69%**

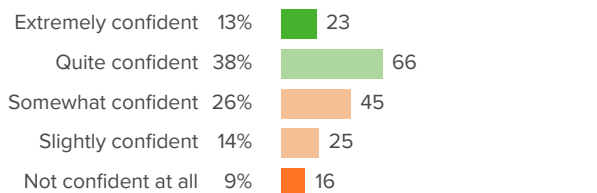
### Q.4: How confident are you that your child can learn all the material presented to them?



▲ 5 from last survey

Favorable: **74%**

### Q.5: How confident are you that your child's school is supporting them socially and emotionally?



▲ 4 from last survey

Favorable: **51%**



# School Safety

Your average

**72%**

175 responses

Change

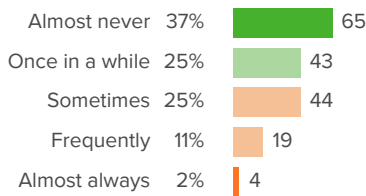
**▼ 3**

since last survey

District average: **69%** Hinsdale Township High School District 86 (IL)

## How did people respond?

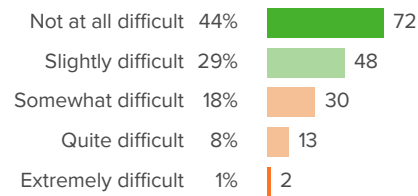
**Q.1: How often do you worry about violence at your child's school?**



▼ 6 from last survey

Favorable: **62%**

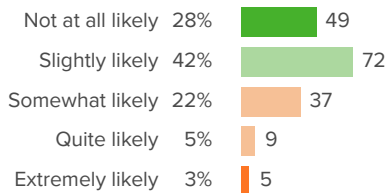
**Q.2: If a student is bullied at your child's school, how difficult is it for him/her to get help from an adult?**



▼ 3 from last survey

Favorable: **73%**

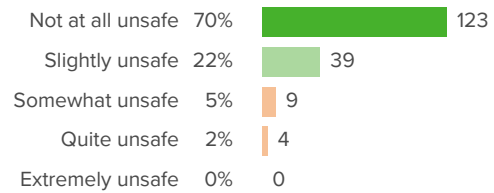
**Q.3: How likely is it that someone from your child's school will bully him/her online?**



▼ 2 from last survey

Favorable: **70%**

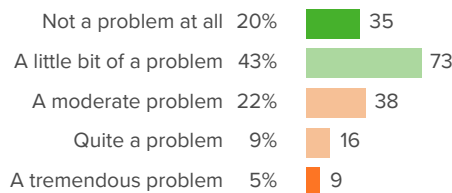
**Q.4: Overall, how unsafe does your child feel at school?**



▲ 0 from last survey

Favorable: **93%**

**Q.5: To what extent are drugs a problem at your child's school?**



▼ 4 from last survey

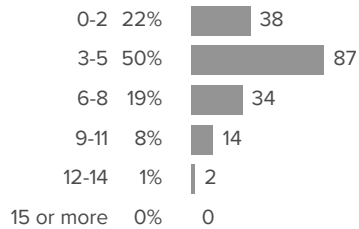
Favorable: **63%**



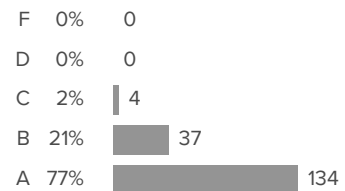
# Background Questions

How did people respond? \_\_\_\_\_

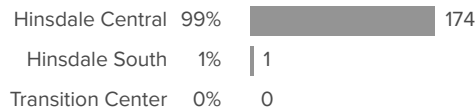
**Q.1: In an average day, how many hours of "screen time" (time in front of computers, television, texting, video games, etc.) does your child spend?**



**Q.2: On average, what grades do you expect your child to earn in school?**



**Q.3: What school does your child attend?**



**Q.4: What grade is your child in?**

