




Holden R-III 2024 Summer School Report

April Placht
Holden R-III Summer School Principal

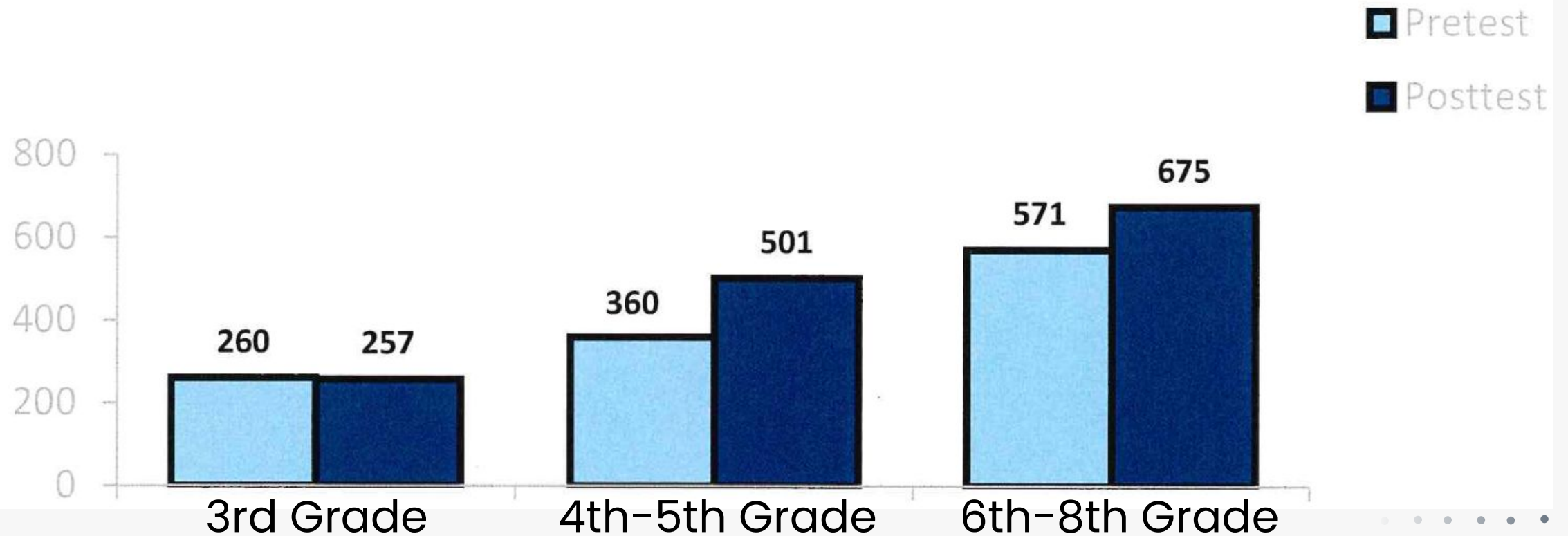


Program Details

- Enrollment: 268
- Average Daily Attendance: 243.67 (83.0%)
- 168 Program Hours
- Generated \$180,918 of additional revenue to the district before payroll.

Reading

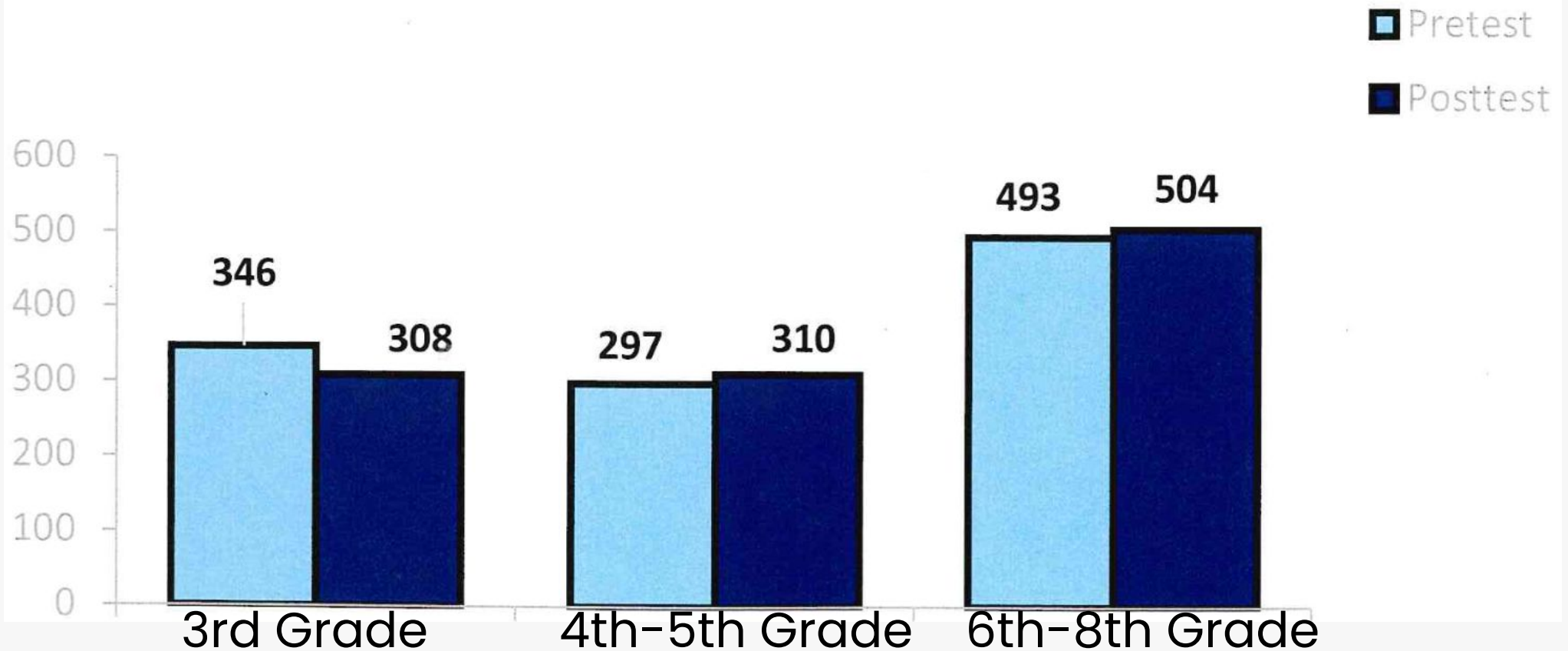
Reading Results by Grade



... Point improvement: +242

Math



Math Results By Grade



... Point improvement: -14

Summer School Comparison

School Year	Enrollment	Average Attendance
2021	378	79.9%
2022	396	81.7%
2023	291	86.2%
2024	268	83.0%



High School: Credit Recovery

Session	Number of Students
1st Session	19
2nd Session	10



High School: Freshman Health

- 46 incoming freshmen students signed up to take Health through our online platform Edgenuity
- 43 of those students successfully completed the course!



Planning for 2025



We will continue to explore summer school session dates that fit the needs of the Holden community.


We are excited to be able to continue to feed our students free of charge next summer.

We will continue to communicate with families early and often to increase enrollment/attendance.



Conclusion: Program Successes

- We had 94 students that missed less than 30 minutes of summer school. (35.1%, up 2% from last year)
- Students earned \$13,550 in attendance incentives.
- Almost 5 weeks of extra time spent with Holden students!



Thank you!

