BOWLING GREEN CITY SCHOOL DISTRICT

Monthly Financial Report – October 2024

November 19th, 2024

Matt A. Feasel, Treasurer/C.F.O.

Bowling Green City Schools

Dr. Ted M. Haselman
Superintendent

Mrs. Rachel Newell
Executive Director of Teaching & Learning

137 Clough Street
Bowling Green, Ohio 43402
419-354-0800
www.bgcs.k12.oh.us
Fax: 419.352.1701

Mr. Matt A. Feasel
Treasurer

Mrs. Alexandra Willibey
Executive Director of Pupil Services

November 19th, 2024

Dear Members of the Bowling Green City School District Board of Education:

The following pages represent the financial status of the Bowling Green City School District as of October 31st, 2024 for all funds submitted for your consideration. Please review the following:

1. General, Revenue & Budget Analysis
2. Cash Reconciliation Report
3. Investment Register
4. Financial Report by Fund
5. Monthly Check Register
6. Unencumbered Liabilities Register
7. Transfer and Advance Register
8. Appropriation Revisions for the month and fiscal year 2024-25.

As always, if you should have any questions or need any additional information, please feel free to contact me at any time at 419-354-0800.

Respectfully Submitted,

Matt A. Feasel, Treasurer/CFO
Bowling Green City School District

Mr. Daniel Black
High School Principal

Mr. Eric Radabaugh
Middle School Principal

Mrs. Alyssa Karaffa
Conneaut Elementary Principal

Mr. Zebulun Kellough
Crim Elementary Principal

Mr. Michel Bechstein
Kenwood Elementary Principal

MISSION STATEMENT: BGCS is committed to high academic expectations and extracurricular opportunities in an inclusive, caring, safe, and healthy environment. We empower and support teachers to be responsive to each student through a challenging and engaging curriculum. We partner with families and community to ensure student success.

Bowling Green City Schools
Monthly Financial Narrative

General Fund Analysis

This document is prepared in an attempt to summarize the cash position of the Bowling Green City School District as of the end of October 2024. This analysis incorporates four (4) different areas:

1. 2024-25 Fiscal Year Estimate – This column represents the actual cash balance on July 1, 2024 ($ 16,722,482.13) at the beginning of the fiscal year. It also contains the projected revenue from July 1, 2024 to June 30, 2025, ($ 37,909,007.00); the projected expenditure level ($ 41,086,491.00) and the projected ending balance ($ 13,544,998.13) on June 30, 2025.

2. October 2024 Actual – This column represents actual activity for the month of October 2024.

3. 2024-25 Fiscal Y-T-D – This column represents actual activity from the 1st of July, 2024 through the end of October 2024.

SUMMARY

This financial report represents projections based on the revisions made to the May of 2024 five-year forecast. The annual projections for fiscal year 2024-25 were projected out on a monthly basis for July of 2024 through June of 2025 utilizing the most current information and historical collection and expenditure trends from previous fiscal years. If variances occur between the projected amounts for the month and the actual, the rationale behind those differences will be explained.

The comparison of year-to-date activity from October of 2024 to October of 2025 can be found on page 7 of the financial analysis. The timing of revenue being received and expenses being paid throughout the year can create variances throughout this report. We will attempt to explain those significant variances when they occur within the summaries.

Bowling Green City Schools

General Fund Analysis

October 2024

	2024-25 Estimate	October 2024 Summary	2024-25 Fiscal Y-T-D
Beginning Balance	16,722,482.13	21,596,517.70	16,722,482.13
Revenue	37,909,007.00	1,733,424.74	15,441,872.17
Expenditures	41,086,491.00	3,026,780.77	11,861,192.63
Ending Balance	13,544,998.13	20,303,161.67	20,303,161.67

Projected Ending Balance - October 2024	20,354,638.00
Variance	-51,476.33
% of Variance	-0.25%

Bowling Green City Schools
Monthly Financial Narrative

General Fund Revenue Analysis

This document evaluates our sources of revenue.

1. 2024-25 Estimates – This column represents the most current revenue projections from July 1st, 2024 through June 30th, 2025.
2. Projected Revenue for October of 2024 – This column represents the estimated revenue that the district anticipated receiving during the month June.
3. October 2024 Actual - This column represents actual cash receipts received during the month of October of 2024.
4. 2024-25 Projected – This column represents the estimated revenue from July 1st, 2024 through October 31st, 2024.
5. 2024-25 Actual – This column represents actual cash receipts received from July of 2024 through October of 2024.
6. Variance - This column represents the estimated revenue from July 2024 through October 2024 (Column 4) minus the actual receipts that we have actually received during that same time period (Column 5) to give us a variance for comparison purposes.
7. Percentage Received – Revenue actually received divided by the anticipated revenue.

SUMMARY

We received our second allocation for the year on our income tax levy. Not quite what we had projected but we still have two more allocations to come in January and April. We were somewhat conservative on projecting growth on future income tax collections so we will continue to monitor this area. Investments continue to do well but we did see a drop in our earnings this month from previous months. I anticipate this was the result of investments maturing and waiting to be reinvested.

Everything else appears to be in line with our projections. We will continue to review our revenue estimates for the year as we update the forecast for November. I am extremely pleased with the $ 109,026.17 variance at this point but it has only been four months. That simply means we've had no surprises and revenue is coming in as we anticipated. Overall revenue is up 7.43% over our 2023-24 collection. The majority of that being in the real estate and investment areas.

Bowling Green City Schools

General Fund Revenue Analysis

October 2024

Revenue Source	2024-25 Annual Estimate	October 2024 Projected	October 2024 Actual	2024-25 Projected	2024-25 Actual	Annual Variance	Percentage Received
Real Estate Taxes	18,969,960.00	0.00	0.00	7,910,606.00	7,969,060.06	58,454.06	42.01%
Public Utility Pers. Prop.	2,758,809.00	0.00	0.00	406,554.00	397,096.97	-9,457.03	14.39%
Income Tax	4,938,042.00	1,011,254.00	971,044.98	2,790,421.00	2,725,037.75	-65,383.25	55.18%
Investments	1,325,000.00	99,627.00	92,010.30	488,656.00	527,989.56	39,333.56	39.85%
Other Local Receipts	700,000.00	10,380.00	25,963.28	212,615.00	326,163.41	113,548.41	46.59%
State Foundation	6,882,442.00	573,537.00	576,034.83	2,294,147.00	2,282,242.40	-11,904.60	33.16%
Homestead/Rollback	1,683,980.00	0.00	19,978.12	917,483.00	932,618.40	15,135.40	55.38%
Other State/Fed. Receipts	575,774.00	47,981.00	48,393.23	276,925.00	278,080.16	1,155.16	48.30%
Non-Operating Receipts	75,000.00	0.00	0.00	35,439.00	3,583.46	-31,855.54	100.00%
Totals	**37,909,007.00**	**1,742,779.00**	**1,733,424.74**	**15,332,846.00** **40.45%**	**15,441,872.17**	**109,026.17** **0.71%**	**40.73%**

Bowling Green City Schools
Monthly Financial Narrative

General Fund Budget Analysis

This document evaluates our expenditure levels.

1. 2024-25 Projected Expenditures – Projected expenditure levels for the 2024-25 fiscal year.
2. October 2024 Projected Expenditures – Expenditures projected for the month of October of 2024.
3. October 2024 Actual Expenditures – Actual expenditures incurred during the month of October of 2024.
4. 2024-25 Projected Expenditures – This column represents projected expenditures from the 1st of July, 2024 through the end of October 2024.
5. 2024-25 Expenditures – Actual expenditures from July 1st, 2024 through the end of October of 2024.
6. Variance – This column represents the estimated expenditures from July 1st, 2024 through the end of October, 2024 (Column 4) minus the actual expenditures that have actually been incurred during that same period (Column 5) to give us a variance for comparison purposes.
7. % Expended – This figure represents the percentage of funds committed for that specific expenditure area for the year.

SUMMARY

Our expenditure levels for October remain at a very acceptable level. Salaries & fringe benefits combined are higher than we projected but we will be making some minor adjustments with the updates to the November forecast.

We are over budget in the non-personnel area of our budget but that will also be adjusted moving forward. We are within very acceptable levels. As I have said before, there will be constant variations in the non-personnel area of the projections due to needs and the timing of purchasing. Projections are based on the timing of purchased from the previous fiscal year. Those needs can change and the timing of those needs can change. The intent is to meet the needs of the classroom and the entire district while staying within budget. We will be getting deeper into the budget as we prepare the update forecast for November.

Bowling Green City Schools

General Fund Budget Analysis

October 2024

Expenditure Area	2024-25 Appropriations	October 2024 Projected	October 2024 Expenditures	2024-25 Projected	2024-25 Actual	Annual Variance	% Expended
Salaries & Wages	22,627,953.00	1,885,000.00	1,896,752.42	7,270,000.00	7,225,383.37	-44,616.63	31.93%
Fringe Benefits	8,693,256.00	724,438.00	727,024.68	2,848,876.00	2,929,785.31	80,909.31	33.70%
Total	**31,321,209.00**	**2,609,438.00**	**2,623,777.10**	**10,118,876.00**	**10,155,168.68**	**36,292.68**	**32.42%**
Purchased Services	4,210,688.00	242,622.00	187,663.94	829,491.00	813,087.84	-16,403.16	19.31%
Supplies & Materials	1,743,319.00	83,767.00	82,381.54	303,677.00	293,426.46	-10,250.54	16.83%
Capital Outlay	5,418.00	0.00	0.00	2,709.00	0.00	-2,709.00	0.00%
Other Objects	1,863,148.00	115,431.00	132,958.19	445,937.00	599,509.65	153,572.65	32.18%
Non-Operational	1,942,709.00	0.00	0.00	0.00	0.00	0.00	0.00%
Totals	**9,765,282.00**	**441,820.00**	**403,003.67**	**1,581,814.00**	**1,706,023.95**	**124,209.95**	**17.47%**
Grand Total	**41,086,491.00**	**3,051,258.00**	**3,026,780.77**	**11,700,690.00** **28.48%**	**11,861,192.63**	**160,502.63** **1.37%**	**28.87%**

Bowling Green City Schools

General Fund Year To Date Analysis

October 2024

	October 2023 Actual	October 2024 Actual	Annual Variance	Percentage of Variance
Beginning Cash Balance	**28,253,544.00**	**16,722,482.13**	**-11,531,061.87**	**-40.81%**
Revenue Sources				
Real Estate Taxes	7,428,638.99	7,969,060.06	540,421.07	7.27%
Public Utility Personal	0.00	397,096.97	397,096.97	100.00%
Income Tax	2,709,046.92	2,725,037.75	15,990.83	0.59%
Investments	319,162.88	527,989.56	208,826.68	65.43%
Other Local Receipts	306,597.59	326,163.41	19,565.82	6.38%
State Foundation	2,406,689.94	2,282,242.40	-124,447.54	-5.17%
Homestead/Rollback	812,715.06	932,618.40	119,903.34	14.75%
Other State Receipts	323,872.41	278,080.16	-45,792.25	-14.14%
Non-Operating Receipts	66,808.22	3,583.46	-63,224.76	-94.64%
Total Revenue	**14,373,532.01**	**15,441,872.17**	**1,068,340.16**	**7.43%**
Expenditure Area				
Salaries & Wages	6,676,745.13	7,225,383.37	548,638.24	8.22%
Fringe Benefits	2,753,528.59	2,929,785.31	176,256.72	6.40%
Purchased Services	1,103,700.26	813,087.84	-290,612.42	-26.33%
Supplies & Materials	385,487.80	293,426.46	-92,061.34	-23.88%
Capital Outlay	5,210.00	0.00	-5,210.00	-100.00%
Other Objects	563,705.89	599,509.65	35,803.76	6.35%
Non-Operational Expens	0.00	0.00	0.00	0.00%
Total Expenditures	**11,488,377.67**	**11,861,192.63**	**372,814.96**	**3.25%**
Ending Cash Balance	**31,138,698.34**	**20,303,161.67**	**-10,835,536.67**	**-34.80%**

Bowling Green City Schools

Cash Reconciliation

October 2024

	SUB-TOTALS	TOTALS
GROSS DEPOSITORY BALANCES:		
Premier - Checking	**$ 646,909.42**	
Premier - Checking Sweep	**$ 154.89**	
Premier - Money Market	**$ 8,608,892.33**	
Premier - Payroll	**$ 1,000.00**	
Union - Checking	**$ 1,098,750.21**	
Star - Acct #755	**$ 4,438,165.26**	
Redtree - Operating	**$ 15,133,347.88**	
Redtree - 2023 Debt Proceeds (004)	**$ 15,353,348.12**	
Redtree - 2024 Debt Premium (002)	**$ 571,701.68**	
Redtree - 2024 Debt Proceeds (004)	**$ 57,942,059.49**	
Huntington - Checking #875	**$ 14,152.45**	
Total Bank Balances		$ 103,808,481.73
INVESTMENTS:		
CD-6 M CD 4/xx/25 *8409	**$ 1,612,088.13**	
		$ 1,612,088.13
ADJUSTMENTS TO BANK BALANCE:		
Outstanding Checks - EFP	**$ (144,601.87)**	
ADJUSTMENTS:		
Voided Payroll Check-EM	$ 392.77	
Payroll Adjustments	$ 252.40	
9/24/24 Mainteance Fee Analysis Bank error	$ 352.21	
Outstanding ACH Payment	$ (2,898.53)	
Outstanding Dragon Fly Bank Transfer	$ (600.00)	
CASH ON HAND		
Petty Cash-Athletic Start up	$ 500.00	
Petty Cash - Dragonfly - MS	$ 3,000.00	
Petty Cash - Dragonfly - HS	$ 7,000.00	
TOTAL CASH ON HAND		$ (136,603.02)
TOTAL ALL BALANCES/ALL ACCOUNTS		$ 105,283,966.84
TOTAL FUND BALANCE - ALL ACCOUNTS		105,283,966.84

All Accts	**Difference**	**$ -**

Matt A. Feasel, Treasurer/CFO

BOWLING GREEN CITY SCHOOL DISTRICT
INVESTMENT LISTING

October 2024

Institution	Account Type	Receives Interest	MTD Interest	Interest Rate	Month End Balance
STAR Ohio	Operating	Monthly	$ 18,904.93	5.04%	$ 4,438,165.26
Premier	Warrant/Sweep	Monthly	$ 154.89	2.50%	$ 646,909.42
Premier	M.M.	Monthly	$ 40,518.22	5.20%	$ 8,608,892.33
Premier	Payroll	Monthly	$ -	-	$ 1,000.00
Premier	C.D.	Monthly	$ 16,401.90	4.81%	$ 1,612,088.13
Union Bank	Warrant	Monthly	$ -	-	$ 1,098,750.21
REDTREE	Operating (91911)	Monthly	$ 26,801.10	3.70%	$ 15,133,347.88
REDTREE	2023 Debt (15705)	Monthly	$ 21,081.99	4.70%	$ 15,353,348.12
REDTREE	2024 Debt (15717)	Monthly	$ 6,878.76	5.09%	$ 571,701.68
REDTREE	2024 Debt (15715)	Monthly	$ 78,784.88	5.00%	$ 57,942,059.49
Huntington Bank	Warrant	Monthly	$ 3.09	0.30%	$ 14,152.45
TOTAL INVESTMENTS			**$ 209,529.76**		**$ 105,420,414.97**

P.O. Box 7177
Dublin, OH 43017

Account Statement
October 01, 2024 - October 31, 2024

ACCOUNT NUMBER
28755

REGISTRATION
BOWLING GREEN CITY BOE
ATTN CFO/TREASURER
137 CLOUGH ST
BOWLING GREEN, OH 43402

Return Service Requested

0000214-0000231 PDFE 001 ------ 708921

BOWLING GREEN CITY BOE
ATTN CFO/TREASURER
137 CLOUGH ST
BOWLING GREEN, OH 43402

Client Services
Call: 800-648-STAR (7827)

Visit our website: www.tos.ohio.gov/star-ohio

Funds Management
STAR Ohio
Columbus, OH 43260

Shareholder Message Center

Tips to Help Maintain the Security of Your STAR Ohio Account:

* Never click on unverified links or open suspicious attachments, including unexpected invoices
* Only download from trusted sites
* Don't respond to or open emails from unknown or unexpected senders
* Pay close attention to the sender's name in emails, ensuring it is legitimate
* Be wary of emails or invoices stating a sense of urgency and a resulting consequence
* Any misspellings, grammar errors, or strange diction in emails should be considered suspicious - promptly report to your IT department
* Keep passwords and authorization codes in a secure and safe offline location; don't share them with others
* Only access financial accounts using a trusted, secure device
* Make sure your PC is up to date with the latest versions of software and most recent patches

STAR Ohio will be closed on Monday, November 11, 2024 for Veterans' Day and Thursday, November 28, 2024 for Thanksgiving Day. The market will close early on Friday, November 29, 2024. The deadline to submit transactions will be 1:00 p.m. on this day. Contact info@starohio.com or call 1.800.648.STAR(7827).

ACCOUNT SUMMARY

Funds	Total Shares	Share Price	Share Value
STAR Ohio	4,438,165.260	$1.0000	$4,438,165.26

DISTRIBUTION SUMMARY

	YTD Earnings	Reinvestment Option
Funds	Income	Income
STAR Ohio	$195,345.14	Reinvest

TRANSACTIONS

STAR Ohio Account Number: 28755 **30 Day Yield = 5.04%**

Date	Transaction Type	To/From Account Number	Shares	Share Price	Gross Amount	Share Value
	Beginning Shares Balance		**4,419,260.330**	**$1.00**		**$4,419,260.33**
10/31/2024	Income Dividend Reinvestment		18,904.930	$1.00	$18,904.93	4,438,165.26
	Closing Balance		**4,438,165.260**	**$1.00**		**$4,438,165.26**

Monthly Investment Report

October 31, 2024

REDTREE INVESTMENT GROUP

Investment Summary Detail

Bowling Green City Schools

	Total Investments	Average Yield	Average Maturity
Cash / Cash Equivalents	$ 14,808,024.56	1.62%	0.01 yrs
General Funds Account	$ 15,133,347.88	3.7%	2.53 yrs
2023 Debt Proceeds Account	$ 15,353,348.12	4.7%	0.72 yrs
2024 Debt Proceeds Account	$ 57,942,059.49	5%	0.59 yrs
2024 Debt Premium Account	$ 571,701.68	5.09%	0.31 yrs
Premier Bank - CDARS	$ 1,612,088.13	4.19%	0.25 yrs
Total District Investments	**$ 105,420,569.86**	**4.28%**	**0.87 yrs**

Maturity Distribution

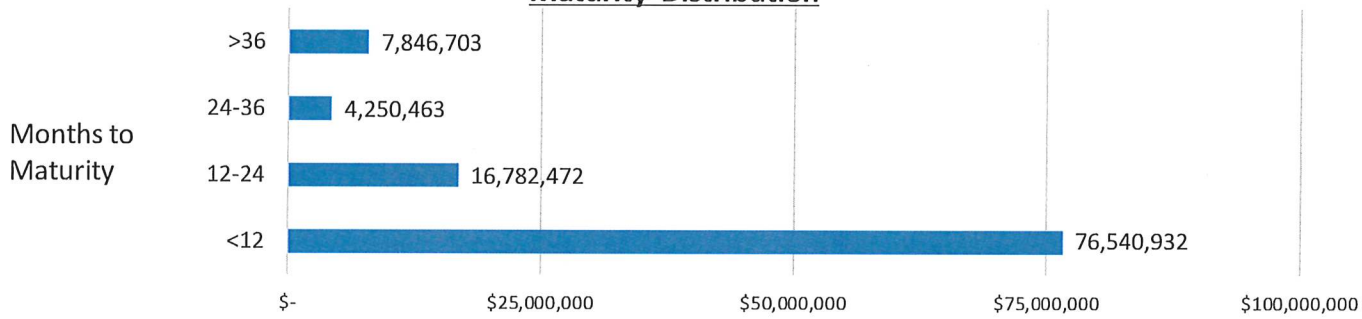

Asset Allocation

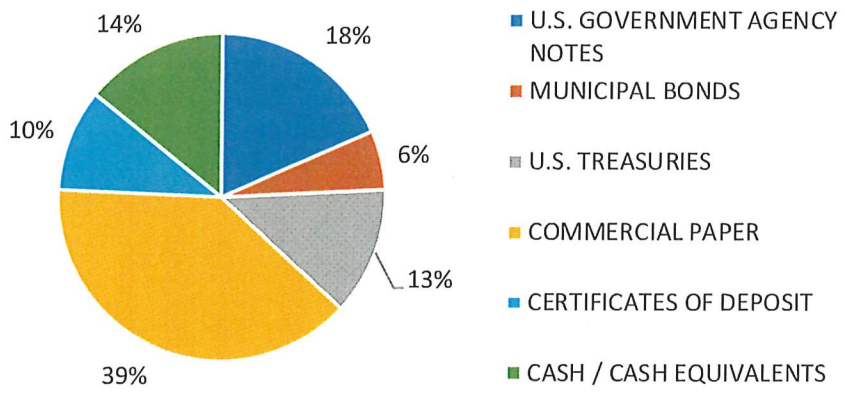

This consolidated report is provided for informational purposes and as a courtesy to the client, and may include assets that the firm does not hold on behalf of the customer and which are not included on the firm's books and records. The above named unaffiliated entities provide the source data or hold the assets. Advisory services offered through RedTree Investment Group. RedTree Investment Group is a Registered Investment Adviser with the Securities and Exchange Commission (SEC). Registration as an investment adviser does not imply a certain level of skill or training.

REDTREE INVESTMENT GROUP

Monthly Investment Summary
Bowling Green City Schools
US Bank Custodian Acct Ending x91911
October 31, 2024

Monthly Cash Flow Activity

From 09-30-24 through 10-31-24

Beginning Book Value	15,107,343.29
Contributions	0.00
Withdrawals	0.00
Prior Month Management Fees	-718.18
Prior Month Custody Fees	-78.33
Realized Gains/Losses	0.00
Gross Interest Earnings	26,801.10
Ending Book Value	15,133,347.88

Market Value Summary

Security Type	Market Value	Pct. Assets	Avg Yield at Cost	Wght Avg Mat
Money Market Fund				
MONEY MARKET FUNDS	35,536.82	0.2	4.70	0.00
Fixed Income				
MUNICIPAL BONDS	395,715.00	2.6	0.95	0.96
U.S. GOVERNMENT AGENCY NOTES	6,261,876.71	41.3	3.31	2.58
U.S. TREASURY NOTES	5,480,616.01	36.2	3.91	3.64
Accrued Interest	91,450.04	0.6		
Commercial Paper				
COMMERCIAL PAPERS	1,014,342.30	6.7	5.55	0.22
Accrued Interest	0.00	0.0		
Certificate of Deposit				
CERTIFICATES OF DEPOSIT	1,869,444.20	12.3	3.94	0.76
Accrued Interest	11,659.34	0.1		
TOTAL PORTFOLIO	**15,160,640.42**	**100.0**	**3.70**	**2.53**

Maturity Distribution

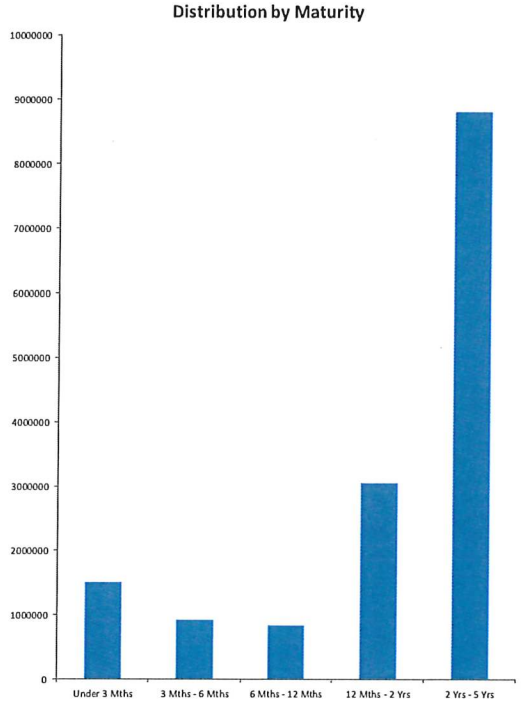

Security Type Allocation

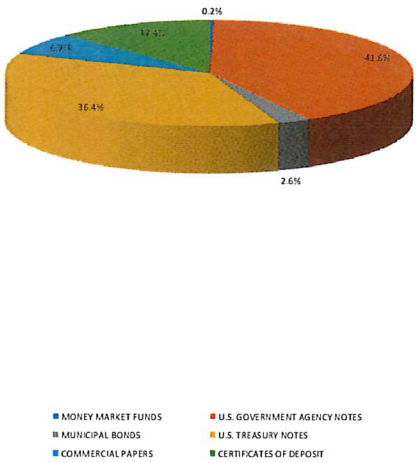

Disclosures:

RedTree's internal accounting system is used as the source of the market value of this account. Although obtained from a source believed to be reliable, we cannot guarantee its accuracy. You should review all account statements provided by the custodian and compare with the statements provided by RedTree.

Questions? Call 888.596.2293 or email info@redtreeinv.com

REDTREE INVESTMENT GROUP

Portfolio Holdings Report
Bowling Green City Schools
US Bank Custodian Acct Ending x91911
October 31, 2024

Quantity	Cusip	Security Description	Moody's	S&P	Cost Basis	Market Value	Yield at Cost	Wtd Maturity	Purchase Date
U.S. GOVERNMENT AGENCY NOTES									
500,000	3133EMER9	Federal Farm Credit Bank 0.470% Due 01-27-25	Aaa	AA+	499,425.00	495,220.74	0.50	0.24	10-29-20
400,000	3134GWUG9	Federal Home Ln Mtg 0.570% Due 09-24-25	Aaa	AA+	400,000.00	386,681.74	0.57	0.88	09-30-20
360,000	3134GXHD9	Federal Home Ln Mtg 0.700% Due 12-23-25	Aaa	AA+	360,000.00	345,709.97	0.70	1.12	12-23-20
480,000	3130ALLE2	Federal Home Ln Bank 0.800% Due 12-24-25	Aaa	AA+	433,550.40	461,998.30	4.42	1.12	02-09-23
365,000	3130AKZ25	Federal Home Ln Bank 0.650% Due 02-26-26	Aaa	AA+	365,000.00	347,909.62	0.65	1.29	02-26-21
250,000	3133ENF96	Federal Farm Credit Bank 3.960% Due 08-17-26	Aaa	AA+	250,000.00	249,072.62	3.96	1.70	08-17-22
300,000	3130AP6N0	Federal Home Ln Bank 1.050% Due 09-30-26	Aaa	AA+	300,000.00	282,427.34	1.05	1.86	09-30-21
400,000	3134H1RU9	Federal Home Ln Mtg 3.875% Due 05-06-27	Aaa	AA+	390,998.40	397,312.24	4.66	2.35	03-20-24
100,000	3134GX3M4	Federal Home Ln Mtg 5.000% Due 10-18-27	Aaa	AA+	100,000.00	99,742.04	5.00	2.72	10-18-22
500,000	3133ERGL9	Federal Farm Credit Bank 4.500% Due 06-07-28	Aaa	AA+	500,200.00	505,776.35	4.49	3.24	06-27-24
500,000	3133ERHN4	Federal Farm Credit Bank 4.250% Due 10-20-28	Aaa	AA+	496,925.00	500,632.33	4.41	3.62	06-27-24
745,000	3130B2HK4	Federal Home Ln Bank 3.750% Due 11-27-28	Aaa	AA+	744,381.65	733,955.32	3.77	3.71	08-30-24
300,000	3130B13J4	Federal Home Ln Bank 4.625% Due 03-09-29	Aaa	AA+	299,377.50	304,982.04	4.67	3.89	04-26-24
400,000	3133ERAK7	Federal Farm Credit Bank 4.375% Due 04-10-29	Aaa	AA+	393,956.00	402,520.76	4.72	4.00	04-19-24
500,000	3130B2TM7	Federal Home Ln Bank 4.700% Due 09-10-29	Aaa	AA+	500,000.00	498,129.30	4.70	4.28	09-24-24
250,000	3130B2NM3	Federal Home Ln Bank 4.920% Due 09-17-29	Aaa	AA+	250,000.00	249,805.98	4.92	4.27	09-17-24
	Accrued Interest					30,350.69			
					6,283,813.95	6,292,227.41	3.31	2.58	
MUNICIPAL BONDS									
90,000	668571FX5	Northwood LSD, OH GO 1.145% Due 07-15-25		AA	90,000.00	87,890.40	1.15	0.69	09-09-20
185,000	51280UCX3	Lakota LSD, OH GO 4.000% Due 12-01-25	Aa1	AA+	213,206.95	183,549.60	0.83	1.03	12-29-20
125,000	593881MP7	Miamisburg CSD, OH GO 4.000% Due 12-01-25	Aa2		143,217.50	124,275.00	0.97	1.03	12-22-20
	Accrued Interest					5,470.09			
					446,424.45	401,185.09	0.95	0.96	
U.S. TREASURY NOTES									
300,000	9128285J5	US Treasury Note 3.000% Due 10-31-25	Aaa	AA+	300,000.00	296,142.19	3.00	0.97	06-10-22
265,000	91282CCZ2	US Treasury Note 0.875% Due 09-30-26	Aaa	AA+	263,053.91	249,100.00	1.03	1.86	09-30-21
290,000	91282CFM8	US Treasury Note 4.125% Due 09-30-27	Aaa	AA+	287,825.00	289,966.01	4.35	2.71	02-14-24
800,000	91282CHQ7	US Treasury Note 4.125% Due 07-31-28	Aaa	AA+	795,406.25	798,812.50	4.27	3.41	03-28-24

Disclosures:

RedTree's internal accounting system is used as the source of the market value of this account. Although obtained from a source believed to be reliable, we cannot guarantee its accuracy. You should review all account statements provided by the custodian and compare with the statements provided by RedTree.

Questions? Call 888.596.2293 or email info@redtreeinv.com

REDTREE INVESTMENT GROUP

Portfolio Holdings Report
Bowling Green City Schools
US Bank Custodian Acct Ending x91911
October 31, 2024

Quantity	Cusip	Security Description	Moody's	S&P	Cost Basis	Market Value	Yield at Cost	Wtd Maturity	Purchase Date
710,000	91282CJN2	US Treasury Note 4.375% Due 11-30-28	Aaa	AA+	709,889.06	715,408.20	4.38	3.64	06-28-24
500,000	91282CJW2	US Treasury Note 4.000% Due 01-31-29	Aaa	AA+	493,671.88	496,679.69	4.31	3.83	06-27-24
780,000	91282CKT7	US Treasury Note 4.500% Due 05-31-29	Aaa	AA+	779,049.78	791,060.16	4.53	4.04	05-31-24
700,000	91282CEV9	US Treasury Note 3.250% Due 06-30-29	Aaa	AA+	685,644.53	672,710.93	3.72	4.22	08-30-24
250,000	91282CLC3	US Treasury Note 4.000% Due 07-31-29	Aaa	AA+	248,417.07	248,271.48	4.14	4.24	07-31-24
950,000	91282CLN9	US Treasury Note 3.500% Due 09-30-29	Aaa	AA+	949,783.88	922,464.84	3.50	4.45	09-30-24
	Accrued Interest					55,629.26			
					5,512,741.36	5,536,245.26	3.91	3.64	
CERTIFICATES OF DEPOSIT									
244,000	15131XFF9	Cenlar Bank, NJ 4.500% Due 01-31-25			243,756.00	243,840.00	4.55	0.25	01-31-23
175,000	800364ES6	Sandy Spring Bank, MD 4.500% Due 02-03-25			174,825.00	174,972.84	4.55	0.25	02-01-23
249,000	56065GAW8	MainStreet Bank, VA 4.500% Due 02-10-25			248,925.30	248,980.09	4.56	0.27	02-08-23
247,000	549104NX1	Luana Savings Bank, IA 1.450% Due 03-13-25			246,506.00	244,280.13	1.49	0.36	03-13-20
246,000	38149M6W8	Goldman Sachs Bank USA, NY 3.000% Due 05-12-25			245,631.00	244,158.59	3.05	0.51	05-11-22
115,000	554479EM3	Machias Savings Bank, ME 4.250% Due 08-08-25			114,885.00	114,965.50	4.33	0.74	02-09-23
248,000	909557KX7	United Bankers Bank, MN 5.300% Due 11-14-25			247,752.00	250,788.56	5.41	0.99	11-15-23
249,000	146102BC1	Carter B&T, VA 3.950% Due 09-14-26			248,751.00	248,802.50	4.04	1.77	09-13-24
100,000	89235MNW7	Toyota Financial Savings Bank, NV 3.450% Due 08-18-27			99,750.00	98,656.00	3.50	2.62	08-18-22
	Accrued Interest					11,659.34			
					1,870,781.30	1,881,103.54	3.94	0.76	
COMMERCIAL PAPER									
325,000	06054NNE7	Bank of America 0.000% Due 01-14-25		A-1	312,032.50	321,817.60	5.54	0.21	04-19-24
700,000	17327ANM5	Citigroup 0.000% Due 01-21-25	P-1	A-1	672,017.50	692,524.70	5.55	0.23	04-26-24
	Accrued Interest					0.00			
					984,050.00	1,014,342.30	5.55	0.22	
MONEY MARKET FUND									
	USBMMF	First American Treasury Obligations Fund			35,536.82	35,536.82	4.70		
TOTAL PORTFOLIO					15,133,347.88	15,160,640.42	3.70	2.53	

Disclosures:

RedTree's internal accounting system is used as the source of the market value of this account. Although obtained from a source believed to be reliable, we cannot guarantee its accuracy. You should review all account statements provided by the custodian and compare with the statements provided by RedTree.

Questions? Call 888.596.2293 or email info@redtreeinv.com

REDTREE INVESTMENT GROUP

Monthly Investment Summary
Bowling Green City Schools - 2023 Debt Proceeds
US Bank Custodian Acct Ending x15705
October 31, 2024

Monthly Cash Flow Activity

From 09-30-24 through 10-31-24

Beginning Book Value	15,333,080.27
Contributions	0.00
Withdrawals	0.00
Prior Month Management Fees	-734.28
Prior Month Custody Fees	-79.86
Realized Gains/Losses	0.00
Gross Interest Earnings	21,081.99
Ending Book Value	15,353,348.12

Market Value Summary

Security Type	Market Value	Pct. Assets	Avg Yield at Cost	Wght Avg Mat
Money Market Fund				
MONEY MARKET FUNDS	20,920.82	0.1	4.70	0.00
Fixed Income				
MUNICIPAL BONDS	1,201,740.00	7.7	5.05	0.23
U.S. GOVERNMENT AGENCY NOTES	4,636,134.56	29.6	4.69	1.07
U.S. TREASURY NOTES	2,038,480.47	13.0	4.42	1.03
Accrued Interest	106,707.48	0.7		
Commercial Paper				
COMMERCIAL PAPERS	7,649,226.27	48.9	4.73	0.50
Accrued Interest	0.00	0.0		
TOTAL PORTFOLIO	**15,653,209.60**	**100.0**	**4.70**	**0.72**

Maturity Distribution

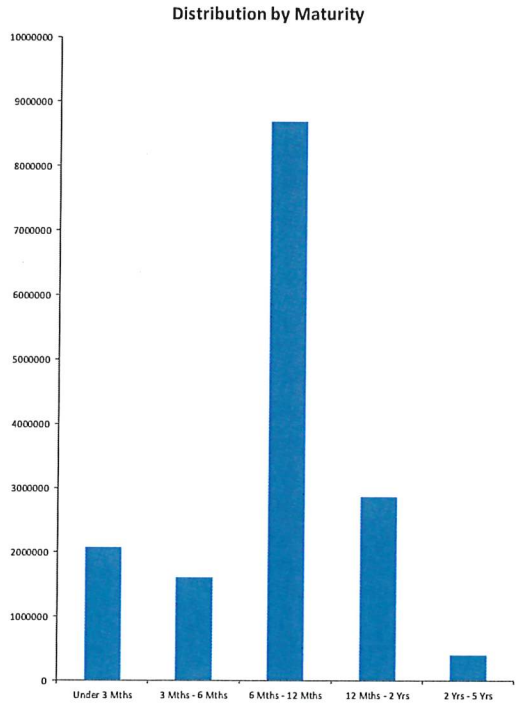

Security Type Allocation

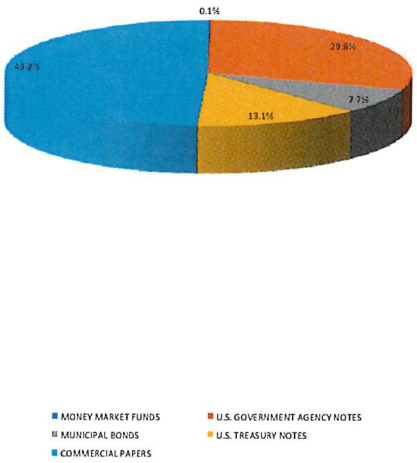

Disclosures:

RedTree's internal accounting system is used as the source of the market value of this account. Although obtained from a source believed to be reliable, we cannot guarantee its accuracy. You should review all account statements provided by the custodian and compare with the statements provided by RedTree.

Questions? Call 888.596.2293 or email info@redtreeinv.com

REDTREE INVESTMENT GROUP

Portfolio Holdings Report
Bowling Green City Schools - 2023 Debt Proceeds
US Bank Custodian Acct Ending x15705
October 31, 2024

Quantity	Cusip	Security Description	Moody's	S&P	Cost Basis	Market Value	Yield at Cost	Wtd Maturity	Purchase Date
U.S. GOVERNMENT AGENCY NOTES									
1,000,000	3135GACA7	Federal Natl Mtg Assoc 0.375% Due 04-15-25	Aaa	AA+	948,428.40	982,074.14	4.71	0.45	01-19-24
500,000	3134GXP73	Federal Home Ln Mtg 4.000% Due 05-28-25	Aaa	AA+	494,818.50	498,615.31	4.80	0.56	01-25-24
480,000	3130AQWG4	Federal Home Ln Bank 1.720% Due 08-28-25	Aaa	AA+	459,201.60	469,853.12	4.51	0.81	01-12-24
400,000	3130AKRN8	Federal Home Ln Bank 0.650% Due 01-28-26	Aaa	AA+	370,776.00	382,348.76	4.50	1.21	01-25-24
935,000	3130AL6J8	Federal Home Ln Bank 0.625% Due 02-24-26	Aaa	AA+	862,341.15	891,099.03	4.50	1.28	01-09-24
1,000,000	3130b1AJ6	Federal Home Ln Bank 5.000% Due 05-01-26	Aaa	AA+	999,099.00	1,012,361.86	5.05	1.40	05-02-24
400,000	3133EP2T1	Federal Farm Credit Bank 4.125% Due 02-12-27	Aaa	AA+	396,241.60	399,782.33	4.47	2.14	02-23-24
	Accrued Interest					40,491.55			
					4,530,906.25	4,676,626.11	4.69	1.07	
MUNICIPAL BONDS									
1,200,000	431614YD2	City of Hilliard, OH GO 5.500% Due 01-23-25		SP1+	1,205,124.00	1,201,740.00	5.05	0.23	01-24-24
	Accrued Interest					50,783.33			
					1,205,124.00	1,252,523.33	5.05	0.23	
U.S. TREASURY NOTES									
1,500,000	91282CFK2	US Treasury Note 3.500% Due 09-15-25	Aaa	AA+	1,475,683.59	1,489,253.91	4.50	0.85	01-05-24
550,000	91282CHH7	US Treasury Note 4.125% Due 06-15-26	Aaa	AA+	549,097.66	549,226.56	4.20	1.53	01-31-24
	Accrued Interest					15,432.59			
					2,024,781.25	2,053,913.06	4.42	1.03	
COMMERCIAL PAPER									
400,000	62479LLR4	MUFG Bank 0.000% Due 11-25-24	P-1	A-1	384,340.00	398,702.80	5.43	0.07	02-29-24
425,000	89119AM39	TD USA 0.000% Due 12-03-24	P-1	A-1+	409,770.83	423,164.42	5.35	0.09	03-28-24
625,000	63873JPT1	Natixis NY 0.000% Due 02-27-25	P-1	A-1	609,822.39	615,494.37	4.95	0.33	08-30-24
1,000,000	06054NSD4	Bank of America 0.000% Due 05-13-25		A-1	965,050.00	975,506.00	4.83	0.53	08-16-24
1,700,000	89119ASG4	TD USA 0.000% Due 05-16-25	P-1	A-1+	1,640,898.55	1,658,343.20	4.84	0.53	08-21-24
1,500,000	89233GSP2	Toyota Motor Credit 0.000% Due 05-23-25	P-1	A-1+	1,448,856.67	1,461,783.00	4.74	0.55	08-28-24
1,730,000	22533TTQ9	Credit Agricole NY 0.000% Due 06-24-25	P-1	A-1	1,676,880.35	1,679,560.12	4.27	0.64	09-30-24
450,000	89233GTT3	Toyota Motor Credit 0.000% Due 06-27-25	P-1	A-1+	435,997.01	436,672.35	4.31	0.64	10-02-24
	Accrued Interest					0.00			
					7,571,615.80	7,649,226.27	4.73	0.50	
MONEY MARKET FUND									
	USBMMF	First American Treasury Obligations Fund			20,920.82	20,920.82	4.70		

Disclosures:

RedTree's internal accounting system is used as the source of the market value of this account. Although obtained from a source believed to be reliable, we cannot guarantee its accuracy. You should review all account statements provided by the custodian and compare with the statements provided by RedTree.

Questions? Call 888.596.2293 or email info@redtreeinv.com

REDTREE INVESTMENT GROUP

Portfolio Holdings Report
Bowling Green City Schools - 2023 Debt Proceeds
US Bank Custodian Acct Ending x15705
October 31, 2024

Quantity	Cusip	Security Description	Moody's	S&P	Cost Basis	Market Value	Yield at Cost	Wtd Maturity	Purchase Date
TOTAL PORTFOLIO					15,353,348.12	15,653,209.60	4.70	0.72	

Disclosures:

RedTree's internal accounting system is used as the source of the market value of this account. Although obtained from a source believed to be reliable, we cannot guarantee its accuracy. You should review all account statements provided by the custodian and compare with the statements provided by RedTree.

REDTREE INVESTMENT GROUP

Monthly Investment Summary
Bowling Green City Schools - 2024 Debt Proceeds
US Bank Custodian Acct Ending x15715
October 31, 2024

Monthly Cash Flow Activity

From 09-30-24 through 10-31-24

Beginning Book Value	58,020,068.90
Contributions	0.00
Withdrawals	-153,711.83
Prior Month Management Fees	-2,782.31
Prior Month Custody Fees	-300.15
Realized Gains/Losses	0.00
Gross Interest Earnings	78,784.88
Ending Book Value	57,942,059.49

Market Value Summary

Security Type	Market Value	Pct. Assets	Avg Yield at Cost	Wght Avg Mat
Money Market Fund				
MONEY MARKET FUNDS	51,839.44	0.1	4.70	0.00
Fixed Income				
MUNICIPAL BONDS	4,524,415.00	7.6	4.65	0.67
U.S. GOVERNMENT AGENCY NOTES	8,643,396.59	14.6	4.90	1.07
U.S. TREASURY NOTES	5,769,228.53	9.7	4.60	1.57
Accrued Interest	202,240.86	0.3		
Commercial Paper				
COMMERCIAL PAPERS	33,270,829.42	56.2	5.15	0.20
Accrued Interest	0.00	0.0		
Certificate of Deposit				
CERTIFICATES OF DEPOSIT	6,710,640.16	11.3	4.95	1.03
Accrued Interest	20,846.36	0.0		
TOTAL PORTFOLIO	**59,193,436.35**	**100.0**	**5.00**	**0.59**

Maturity Distribution

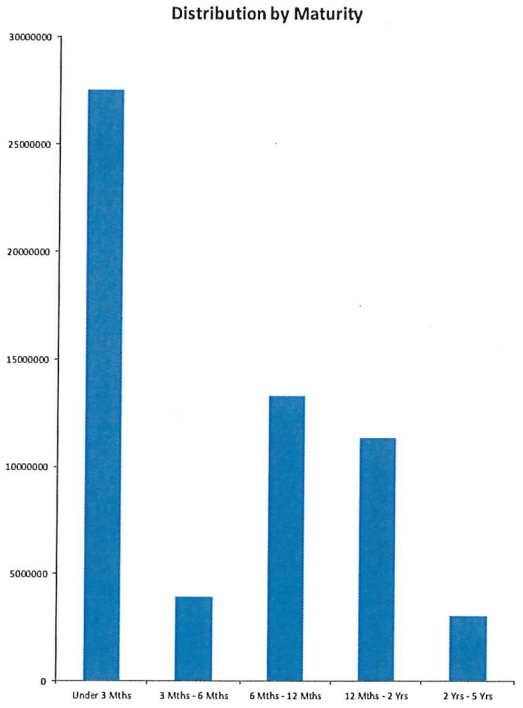

Security Type Allocation

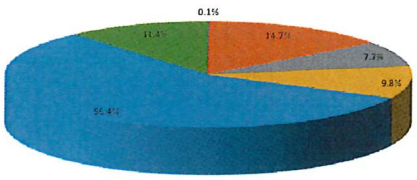

MONEY MARKET FUNDS
U.S. GOVERNMENT AGENCY NOTES
MUNICIPAL BONDS
U.S. TREASURY NOTES
COMMERCIAL PAPERS
CERTIFICATES OF DEPOSIT

Disclosures:

RedTree's internal accounting system is used as the source of the market value of this account. Although obtained from a source believed to be reliable, we cannot guarantee its accuracy. You should review all account statements provided by the custodian and compare with the statements provided by RedTree.

Questions? Call 888.596.2293 or email info@redtreeinv.com

REDTREE INVESTMENT GROUP

Portfolio Holdings Report
Bowling Green City Schools - 2024 Debt Proceeds
US Bank Custodian Acct Ending x15715
October 31, 2024

Quantity	Cusip	Security Description	Moody's	S&P	Cost Basis	Market Value	Yield at Cost	Wtd Maturity	Purchase Date
U.S. GOVERNMENT AGENCY NOTES									
2,000,000	3130A3GE8	Federal Home Ln Bank 2.750% Due 12-13-24	Aaa	AA+	1,975,838.00	1,995,304.52	5.38	0.12	06-24-24
380,000	3130AP6F7	Federal Home Ln Bank 0.600% Due 01-07-25	Aaa	AA+	366,130.00	377,176.60	5.30	0.18	03-18-24
2,000,000	3134GXR63	Federal Home Ln Mtg 4.050% Due 08-28-25	Aaa	AA+	1,977,380.00	1,991,885.70	4.85	0.80	03-08-24
235,000	3133EP7C3	Federal Farm Credit Bank 4.625% Due 04-01-26	Aaa	AA+	234,496.63	236,326.79	4.74	1.36	04-02-24
1,800,000	3130B0KT5	Federal Home Ln Bank 4.650% Due 04-21-26	Aaa	AA+	1,798,902.00	1,813,050.56	4.68	1.41	03-21-24
1,300,000	3130ANGM6	Federal Home Ln Bank 1.050% Due 08-13-26	Aaa	AA+	1,195,645.10	1,229,111.87	4.66	1.73	03-28-24
500,000	3133EP6K6	Federal Farm Credit Bank 4.500% Due 03-26-27	Aaa	AA+	499,947.00	503,900.25	4.50	2.25	03-26-24
500,000	3134H1RU9	Federal Home Ln Mtg 3.875% Due 05-06-27	Aaa	AA+	488,748.00	496,640.30	4.66	2.35	03-20-24
	Accrued Interest					48,930.72			
					8,537,086.73	8,692,327.31	4.90	1.07	
MUNICIPAL BONDS									
3,000,000	172252H84	Cincinnati CSD, OH GO 5.439% Due 06-01-25	Aa2		3,013,680.00	3,015,450.00	5.05	0.56	03-08-24
1,000,000	641840GE7	City of New Albany, OH Tax - Exempt GO 4.000% Due 09-10-25		SP-1+	1,007,730.00	1,004,820.00	3.20	0.84	09-11-24
500,000	431621NM9	Hilliard SD, OH GO 5.550% Due 12-01-25	Aa1	AA+	502,825.00	504,145.00	5.20	1.02	03-06-24
	Accrued Interest					85,105.56			
					4,524,235.00	4,609,520.56	4.65	0.67	
U.S. TREASURY NOTES									
750,000	91282CFW6	US Treasury Note 4.500% Due 11-15-25	Aaa	AA+	747,187.50	751,259.77	4.74	0.99	03-28-24
1,000,000	91282CKB6	US Treasury Note 4.625% Due 02-28-26	Aaa	AA+	999,765.63	1,004,492.19	4.64	1.27	03-28-24
1,000,000	91282CGR6	US Treasury Note 4.625% Due 03-15-26	Aaa	AA+	999,023.44	1,004,921.88	4.68	1.31	03-18-24
1,000,000	91282CHM6	US Treasury Note 4.500% Due 07-15-26	Aaa	AA+	997,890.62	1,004,843.75	4.59	1.61	03-15-24
1,000,000	91282CJP7	US Treasury Note 4.375% Due 12-15-26	Aaa	AA+	996,640.63	1,004,335.94	4.50	1.98	03-18-24
1,000,000	91282CKA8	US Treasury Note 4.125% Due 02-15-27	Aaa	AA+	990,312.50	999,375.00	4.48	2.15	03-18-24
	Accrued Interest					68,204.59			
					5,730,820.32	5,837,433.11	4.60	1.57	
CERTIFICATES OF DEPOSIT									
248,000	31944MDJ1	First Carolina Bank, NC 5.150% Due 01-27-25			247,975.20	248,280.87	5.22	0.23	03-26-24
248,000	35633MEG3	The Freedom Bank of Virginia, VA 5.100% Due 03-11-25			248,000.00	248,422.14	5.15	0.35	03-11-24
243,000	55316CCU8	M1 Bank, MO 5.100% Due 06-12-25			242,951.40	244,131.41	5.12	0.59	03-12-24
248,000	89846HCU5	Truxton Trust Co, TN 4.950% Due 06-20-25			247,851.20	248,913.56	5.05	0.62	03-20-24

Disclosures:

RedTree's internal accounting system is used as the source of the market value of this account. Although obtained from a source believed to be reliable, we cannot guarantee its accuracy. You should review all account statements provided by the custodian and compare with the statements provided by RedTree.

Questions? Call 888.596.2293 or email info@redtreeinv.com

REDTREE INVESTMENT GROUP

Portfolio Holdings Report
Bowling Green City Schools - 2024 Debt Proceeds
US Bank Custodian Acct Ending x15715
October 31, 2024

Quantity	Cusip	Security Description	Moody's	S&P	Cost Basis	Market Value	Yield at Cost	Wtd Maturity	Purchase Date
248,000	028402CY9	American Natl Bank, NE 5.050% Due 06-23-25			247,975.20	249,122.14	5.11	0.62	03-22-24
248,000	740367TL1	Preferred Bank, CA 5.100% Due 06-23-25			247,950.40	249,201.12	5.17	0.62	03-22-24
248,000	843879FN2	Southern States Bank, AL 4.950% Due 06-23-25			247,851.20	248,964.17	5.05	0.62	03-22-24
248,000	02554BES6	American Eagle Bank, IL 4.900% Due 08-15-25			247,925.60	249,158.54	4.97	0.76	03-15-24
243,000	919853KV2	Valley National Bank, NJ 5.000% Due 09-11-25			242,817.75	244,478.20	5.05	0.83	03-11-24
248,000	949764MV3	Wells Fargo Bank, SD 4.950% Due 09-12-25			247,814.00	249,436.73	5.05	0.83	03-12-24
248,000	58958PNC4	Meridian Bank, PA 5.000% Due 09-15-25			247,814.00	249,596.44	5.11	0.84	03-14-24
243,000	69478QHJ2	Pacific Premier Bank, CA 5.000% Due 09-15-25			242,817.75	244,506.88	5.05	0.84	03-15-24
249,000	06610RCP2	Bankers' Bank, WI 4.750% Due 12-26-25			248,813.25	250,611.48	4.84	1.10	03-27-24
249,000	47804GLG6	John Marshall Bank, VA 4.750% Due 02-23-26			248,751.00	250,981.89	4.85	1.25	03-22-24
249,000	13135NCJ7	CalPrivate Bank, CA 4.750% Due 03-09-26			248,875.50	250,986.74	4.82	1.29	03-08-24
244,000	61690DMF2	Morgan Stanley Bank, UT 4.800% Due 03-13-26			243,756.00	246,164.01	4.85	1.30	03-13-24
244,000	61768ET94	Morgan Stanley Private Bank, NY 4.800% Due 03-13-26			243,756.00	246,164.01	4.85	1.30	03-13-24
244,000	62400PKS8	Mountain Commerce Bank, TN 4.800% Due 03-16-26			243,756.00	246,183.91	4.85	1.31	03-15-24
249,000	46256VAP0	Iowa State Bank Hull, IA 4.700% Due 03-19-26			248,850.60	250,944.09	4.78	1.31	03-19-24
249,000	145150CR7	Carroll Co Trust Co, MO 4.700% Due 03-20-26			248,813.25	250,950.15	4.79	1.32	03-20-24
249,000	20415QJM2	Community West Bank, CA 4.800% Due 03-20-26			248,875.50	251,285.04	4.88	1.32	03-20-24
249,000	62847NEJ1	MVB Bank, WV 4.750% Due 03-23-26			248,751.00	251,075.55	4.85	1.33	03-22-24
244,000	22753AAF7	Cross Keys Bank, LA 4.850% Due 03-26-26			243,878.00	246,415.56	4.88	1.34	03-26-24
244,000	27004PEL3	Eaglemark Savings Bank, NV 4.800% Due 03-27-26			243,756.00	246,257.78	4.85	1.34	03-27-24
248,000	552249CP7	Lyons National Bank, NY 4.850% Due 03-30-26			247,814.00	250,451.82	4.94	1.34	03-28-24
244,000	724468AQ6	The Pitney Bowes Bank, UT 4.800% Due 03-30-26			243,756.00	246,308.96	4.85	1.35	03-28-24
249,000	20786AGV1	ConnectOne Bank, NJ 4.600% Due 09-08-26			248,688.75	251,646.98	4.70	1.74	03-08-24
	Accrued Interest					20,846.36			
					6,660,634.55	6,731,486.52	4.95	1.03	
COMMERCIAL PAPER									
4,000,000	63873JLC2	Natixis NY 0.000% Due 11-12-24	P-1	A-1	3,855,814.44	3,993,612.00	5.36	0.03	03-06-24
5,200,000	79583RLR8	Salvation Army 0.000% Due 11-25-24	P-1	A-1	5,001,698.00	5,180,448.00	5.43	0.07	03-07-24
390,000	63873JLS7	Natixis NY 0.000% Due 11-26-24	P-1	A-1	375,889.58	388,663.47	5.41	0.07	03-21-24

Disclosures:

RedTree's internal accounting system is used as the source of the market value of this account. Although obtained from a source believed to be reliable, we cannot guarantee its accuracy. You should review all account statements provided by the custodian and compare with the statements provided by RedTree.

Questions? Call 888.596.2293 or email info@redtreeinv.com

REDTREE INVESTMENT GROUP

Portfolio Holdings Report
Bowling Green City Schools - 2024 Debt Proceeds
US Bank Custodian Acct Ending x15715
October 31, 2024

Quantity	Cusip	Security Description	Moody's	S&P	Cost Basis	Market Value	Yield at Cost	Wtd Maturity	Purchase Date
3,600,000	62479LLV5	MUFG Bank 0.000% Due 11-29-24	P-1	A-1	3,461,443.99	3,586,568.40	5.38	0.08	03-06-24
4,000,000	06054NM24	Bank of America 0.000% Due 12-02-24		A-1	3,844,600.00	3,983,088.00	5.39	0.09	03-07-24
3,800,000	89233GM29	Toyota Motor Credit 0.000% Due 12-02-24	P-1	A-1+	3,654,336.50	3,784,032.40	5.33	0.09	03-08-24
1,000,000	79583RM63	Salvation Army 0.000% Due 12-06-24	P-1	A-1	961,210.83	995,440.00	5.44	0.10	03-14-24
3,000,000	89119ANM6	TD USA 0.000% Due 01-21-25	P-1	A-1+	2,946,176.67	2,968,008.00	4.91	0.23	09-09-24
1,000,000	63873JPT1	Natixis NY 0.000% Due 02-27-25	P-1	A-1	977,532.50	984,791.00	4.84	0.33	09-09-24
1,350,000	17327AR33	Citigroup 0.000% Due 04-03-25	P-1	A-1	1,297,343.25	1,323,349.65	5.43	0.42	07-08-24
500,000	13608AR99	Canadian Imp Holdings 0.000% Due 04-09-25	P-1	A-1	488,581.25	490,125.50	4.45	0.44	10-02-24
900,000	89119ARH3	TD USA 0.000% Due 04-17-25	P-1	A-1+	875,302.00	881,054.10	4.79	0.46	09-17-24
750,000	06054NTC5	Bank of America 0.000% Due 06-12-25		A-1	725,397.71	728,994.00	4.54	0.60	09-16-24
1,800,000	62479LTD7	MUFG Bank 0.000% Due 06-13-25	P-1	A-1	1,742,862.06	1,749,852.00	4.42	0.61	09-19-24
2,000,000	22533TTQ9	Credit Agricole NY 0.000% Due 06-24-25	P-1	A-1	1,938,590.00	1,941,688.00	4.27	0.64	09-30-24
300,000	89233GTT3	Toyota Motor Credit 0.000% Due 06-27-25	P-1	A-1+	290,664.67	291,114.90	4.31	0.64	10-02-24
	Accrued Interest					0.00			
					32,437,443.45	33,270,829.42	5.15	0.20	
MONEY MARKET FUND									
	USBMMF	First American Treasury Obligations Fund			51,839.44	51,839.44	4.70		
TOTAL PORTFOLIO					57,942,059.49	59,193,436.35	5.00	0.59	

Disclosures:

RedTree's internal accounting system is used as the source of the market value of this account. Although obtained from a source believed to be reliable, we cannot guarantee its accuracy. You should review all account statements provided by the custodian and compare with the statements provided by RedTree.

REDTREE INVESTMENT GROUP

Monthly Investment Summary
Bowling Green City Schools - 2024 Debt Premium
US Bank Custodian Acct Ending x15717
October 31, 2024

Monthly Cash Flow Activity

From 09-30-24 through 10-31-24

Beginning Book Value	564,895.97
Contributions	0.00
Withdrawals	0.00
Prior Month Management Fees	-70.49
Prior Month Custody Fees	-2.56
Realized Gains/Losses	0.00
Gross Interest Earnings	6,878.76
Ending Book Value	571,701.68

Market Value Summary

Security Type	Market Value	Pct. Assets	Avg Yield at Cost	Wght Avg Mat
Money Market Fund				
MONEY MARKET FUNDS	75,701.68	13.2	4.70	0.00
Certificate of Deposit				
CERTIFICATES OF DEPOSIT	496,865.04	86.6	5.15	0.36
Accrued Interest	1,316.78	0.2		
TOTAL PORTFOLIO	**573,883.50**	**100.0**	**5.09**	**0.31**

Maturity Distribution

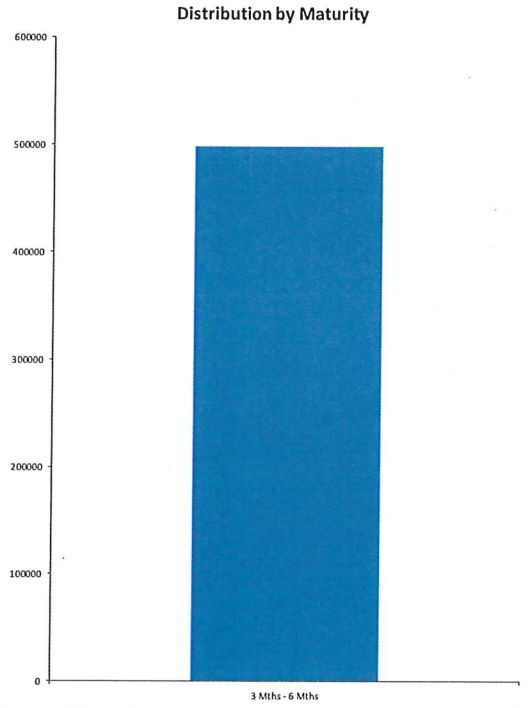

Security Type Allocation

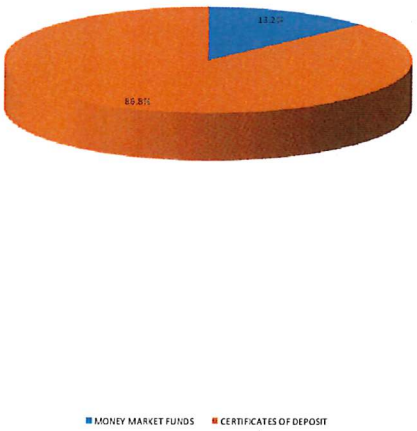

Disclosures:

RedTree's internal accounting system is used as the source of the market value of this account. Although obtained from a source believed to be reliable, we cannot guarantee its accuracy. You should review all account statements provided by the custodian and compare with the statements provided by RedTree.

Questions? Call 888.596.2293 or email info@redtreeinv.com

REDTREE INVESTMENT GROUP

Portfolio Holdings Report
Bowling Green City Schools - 2024 Debt Premium
US Bank Custodian Acct Ending x15717
October 31, 2024

Quantity	Cusip	Security Description	Moody's	S&P	Cost Basis	Market Value	Yield at Cost	Wtd Maturity	Purchase Date
CERTIFICATES OF DEPOSIT									
248,000	064577GK9	Bank of Rhode Island, RI 5.100% Due 03-13-25			248,000.00	248,432.52	5.15	0.36	03-13-24
248,000	69324MBC8	PCSB Bank, NY 5.100% Due 03-13-25			248,000.00	248,432.52	5.15	0.36	03-13-24
	Accrued Interest					1,316.78			
					496,000.00	498,181.82	5.15	0.36	
MONEY MARKET FUND									
	USBMMF	First American Treasury Obligations Fund			75,701.68	75,701.68	4.70		
TOTAL PORTFOLIO					571,701.68	573,883.50	5.09	0.31	

Disclosures:

RedTree's internal accounting system is used as the source of the market value of this account. Although obtained from a source believed to be reliable, we cannot guarantee its accuracy. You should review all account statements provided by the custodian and compare with the statements provided by RedTree.

Questions? Call 888.596.2293 or email info@redtreeinv.com

POWERSCHOOL
DATE:11/14/2024
TIME:17:25:37
SELECTION CRITERIA : ALL

BOWLING GREEN CITY SCHOOLS
OH Cash Position Report

ACCOUNTING PERIOD : 4/25

FUND	SCC	DESCRIPTION / BEGIN BALANCE	MTD RECEIPTS	FYTD RECEIPTS	MTD EXPENDITURES	FYTD EXPENDITURES	CURRENT FUND BALANCE	CURRENT ENCUMBRANCE	UNENCUMBERED FUND BALANCE
001	0000	GENERAL FUND							
		16,222,482.13	1,733,424.74	15,441,872.17	3,026,780.77	11,861,192.63	19,803,161.67	2,023,118.06	17,780,043.61
001	9426	GENERAL-HB 426 RESERVE							
		500,000.00	0.00	0.00	0.00	0.00	500,000.00	0.00	500,000.00
Total For Fund 001:		16,722,482.13	1,733,424.74	15,441,872.17	3,026,780.77	11,861,192.63	20,303,161.67	2,023,118.06	18,280,043.61
002	0235	MS BOND LEVY							
		1,123,052.04	1,847.17	767,590.42	0.00	5,976.14	1,884,666.32	1,807,743.86	76,922.46
002	0239	HS BOND LEVY							
		4,473,457.32	2,198.78	1,684,376.55	0.00	5,534,421.79	623,412.08	1,544,409.39	-920,997.31
Total For Fund 002:		5,596,509.36	4,045.95	2,451,966.97	0.00	5,540,397.93	2,508,078.40	3,352,153.25	-844,074.85
003	0800	PI CONSTRUCTION INTEREST							
		79,243.55	0.00	0.00	0.00	0.00	79,243.55	0.00	79,243.55
003	0900	PI LEVY							
		1,837,516.98	500.65	239,874.77	0.00	1,844.74	2,075,547.01	310,437.50	1,765,109.51
Total For Fund 003:		1,916,760.53	500.65	239,874.77	0.00	1,844.74	2,154,790.56	310,437.50	1,844,353.06
004	2300	HS BUILDING 2023 DEBT PRO							
		15,112,401.40	20,267.85	240,946.72	0.00	0.00	15,353,348.12	0.00	15,353,348.12
004	2400	HS BUILDING 2024 DEBT PRO							
		57,928,646.70	75,702.42	609,205.81	153,711.83	595,793.02	57,942,059.49	9,653,512.98	48,288,546.51
Total For Fund 004:		73,041,048.10	95,970.27	850,152.53	153,711.83	595,793.02	73,295,407.61	9,653,512.98	63,641,894.63

ACCOUNTING PERIOD : 4/25

FUND	SCC	DESCRIPTION BEGIN BALANCE	MTD RECEIPTS	FYTD RECEIPTS	MTD EXPENDITURES	FYTD EXPENDITURES	CURRENT FUND BALANCE	CURRENT ENCUMBRANCE	UNENCUMBERED FUND BALANCE
006	0000	FOOD SERVICE 714,410.23	175,654.07	258,599.10	129,985.65	353,821.54	619,187.79	404,140.66	215,047.13
Total For Fund		006: 714,410.23	175,654.07	258,599.10	129,985.65	353,821.54	619,187.79	404,140.66	215,047.13
007	0320	MIDDLE SCHOOL ONE BOOK BG 8,385.86	40.38	140.89	0.00	0.00	8,526.75	0.00	8,526.75
007	0340	BGHS FACULTY BOOK SCHOLAR 1,984.45	203.00	1,434.00	0.00	0.00	3,418.45	0.00	3,418.45
007	1000	EASELY TRUST 1,156.75	0.00	0.00	0.00	0.00	1,156.75	0.00	1,156.75
007	1225	CARLA BLINN MEMORIAL-KOTB 10,938.93	0.00	0.00	0.00	0.00	10,938.93	0.00	10,938.93
007	1235	BELIEVE SCHOLARSHIP 1,200.00	0.00	0.00	0.00	0.00	1,200.00	0.00	1,200.00
007	1245	PANKSEPPSANDERSQUINNWOLFE 8,450.42	0.00	0.00	0.00	1,400.00	7,050.42	0.00	7,050.42
007	1268	KEY FOUNDATION SCHOLAR 500.00	0.00	0.00	0.00	0.00	500.00	0.00	500.00
007	1275	ADOPT A DOOR 200.00	0.00	0.00	0.00	0.00	200.00	0.00	200.00
007	1300	TELB TRUST 1,475.21	0.00	0.00	0.00	0.00	1,475.21	0.00	1,475.21
007	2201	LIBRARY MEMORAL 1,128.85	0.00	0.00	0.00	0.00	1,128.85	0.00	1,128.85
007	9001	PEGGY L. SCHMELTZ SCHLSHP 1,000.00	0.00	0.00	0.00	1,000.00	0.00	0.00	0.00
007	9003	BRITTANY ALBRECHT MEMORAL 650.00	0.00	0.00	0.00	0.00	650.00	500.00	150.00
007	9004	BG FIREFIGHTERS COMM BEN 0.00	0.00	0.00	0.00	0.00	0.00	1,000.00	-1,000.00
007	9005	LAUREN 'FLEX'REX MEM SCHL 4,540.00	0.00	474.00	0.00	500.00	4,514.00	0.00	4,514.00
007	9006	PATRICK DELUCA MEMORIAL 13,335.70	23.17	91.90	0.00	1,000.00	12,427.60	0.00	12,427.60

ACCOUNTING PERIOD : 4/25

FUND	SCC	DESCRIPTION	BEGIN BALANCE	MTD RECEIPTS	FYTD RECEIPTS	MTD EXPENDITURES	FYTD EXPENDITURES	CURRENT FUND BALANCE	CURRENT ENCUMBRANCE	UNENCUMBERED FUND BALANCE
Total For Fund 007:			54,946.17	266.55	2,140.79	0.00	3,900.00	53,186.96	1,500.00	51,686.96
008	1100	NORDMANN STOUT	287.33	0.00	5.53	0.00	0.00	292.86	0.00	292.86
008	1101	C. DAUTERMAN	5,012.30	0.00	0.00	0.00	0.00	5,012.30	0.00	5,012.30
008	1200	WILMA GRANGER BASHORE FD	34,448.76	0.00	0.00	0.00	0.00	34,448.76	0.00	34,448.76
008	1230	SHIRKEY MEMORIAL SCHOLAR	14,306.76	0.00	0.00	0.00	500.00	13,806.76	0.00	13,806.76
008	1240	JD REED FUND	54,284.35	0.00	0.00	0.00	0.00	54,284.35	0.00	54,284.35
008	1255	BRYCE CHRISTENSEN BGCS	2,665.46	0.00	0.00	0.00	0.00	2,665.46	0.00	2,665.46
Total For Fund 008:			111,004.96	0.00	5.53	0.00	500.00	110,510.49	0.00	110,510.49
018	1001	HS ATHL PAY/PARTICIPATE	8,208.06	0.00	20,825.00	3,287.20	26,559.34	2,473.72	13,085.40	-10,611.68
018	1800	HS AP EXAMS/PSAT EXAMS	5,788.00	222.00	1,256.50	0.00	0.00	7,044.50	1,500.00	5,544.50
018	1801	HIGH SCHOOL PRINCIPALS FD	13,041.47	187.57	1,994.21	29.99	1,297.26	13,738.42	2,189.33	11,549.09
018	1802	MIDDLE SCHL PRINCIPAL FD	11,887.40	1,244.63	1,244.63	0.00	0.00	13,132.03	5,465.00	7,667.03
018	1803	CONNEAUT PRINCIPALS FUND	15,544.58	1,123.38	2,182.64	119.56	381.36	17,345.86	2,075.00	15,270.86
018	1804	CRIM PRINCIPALS FUND	946.40	1,431.04	2,220.24	840.46	1,301.85	1,864.79	3,787.92	-1,923.13
018	1805	KENWOOD PRINCIPALS FUND	17,259.11	1,912.77	3,354.75	948.85	948.85	19,665.01	2,825.00	16,840.01
018	1811	PRESCHOOL PRINCIPALS FUND	115.08	1,336.00	1,336.00	1,336.00	1,336.00	115.08	0.00	115.08
018	1813	CONNEAUT CAMP FUND	115.00	8,127.50	12,572.50	12,881.94	12,916.97	-229.47	0.00	-229.47

ACCOUNTING PERIOD : 4/25

FUND	SCC	DESCRIPTION BEGIN BALANCE	MTD RECEIPTS	FYTD RECEIPTS	MTD EXPENDITURES	FYTD EXPENDITURES	CURRENT FUND BALANCE	CURRENT ENCUMBRANCE	UNENCUMBERED FUND BALANCE
018	1814	CRIM CAMP FUND 12,280.23	471.65	3,253.95	10,372.47	10,407.50	5,126.68	0.00	5,126.68
018	1815	KENWOOD CAMP FUND 0.00	4,600.00	8,510.00	10,146.22	10,181.25	-1,671.25	0.00	-1,671.25
018	1816	DISTRICT CAMP FUND 5,284.67	0.00	0.00	687.77	687.77	4,596.90	0.00	4,596.90
Total For Fund 018:		90,470.00	20,656.54	58,750.42	40,650.46	66,018.15	83,202.27	30,927.65	52,274.62
019	0001	HS SPECIAL GRANTS 63.78	1,070.00	1,070.00	0.00	0.00	1,133.78	0.00	1,133.78
019	0090	2016 ASSIST 1,000.00	0.00	0.00	0.00	0.00	1,000.00	0.00	1,000.00
019	0091	TEACHS/STDNT SCHLP GRANT 0.00	350.00	600.00	0.00	0.00	600.00	0.00	600.00
019	0100	ABATEMENT AGREEMENTS 365,857.27	0.00	0.00	10,123.00	10,123.00	355,734.27	12,703.00	343,031.27
019	0702	MS GRANTS 35,645.47	0.00	0.00	1,294.47	8,813.73	26,831.74	2,073.80	24,757.94
019	0850	BGSU/MAC EDUCATIONAL GRT 3,382.67	0.00	0.00	0.00	0.00	3,382.67	0.00	3,382.67
019	1590	GIFTED PROGRAM OTHER 1,440.99	0.00	0.00	0.00	0.00	1,440.99	0.00	1,440.99
019	9002	ST LOUIS REIMB. FED FUNDS 0.00	0.00	3,583.46	2,287.30	7,053.85	-3,470.39	0.00	-3,470.39
019	9004	NOKIDHUNGRY-CRIM BREAKFST 486.85	0.00	0.00	0.00	0.00	486.85	0.00	486.85
019	9006	DISTRICT GRANTS 313.80	0.00	0.00	0.00	0.00	313.80	0.00	313.80
019	9007	DISTRICT PBIS 1,099.03	7,788.00	7,788.00	0.00	0.00	8,887.03	200.00	8,687.03
019	9200	OH SPACE GRANT - MS 21.06	0.00	0.00	0.00	0.00	21.06	0.00	21.06
019	9355	WELLNESS GRANT 10,757.26	0.00	0.00	0.00	0.00	10,757.26	3,250.00	7,507.26
019	9851	BGSU P3 ENGLISH GRANT 2,605.10	0.00	0.00	0.00	0.00	2,605.10	0.00	2,605.10

ACCOUNTING PERIOD : 4/25

FUND	SCC	DESCRIPTION	BEGIN BALANCE	MTD RECEIPTS	FYTD RECEIPTS	MTD EXPENDITURES	FYTD EXPENDITURES	CURRENT FUND BALANCE	CURRENT ENCUMBRANCE	UNENCUMBERED FUND BALANCE
Total For Fund 019:			422,673.28	9,208.00	13,041.46	13,704.77	25,990.58	409,724.16	18,226.80	391,497.36
020	9002	BGCA CONTRACTED SERV	0.00	0.00	0.00	7,660.50	11,544.98	-11,544.98	0.00	-11,544.98
Total For Fund 020:			0.00	0.00	0.00	7,660.50	11,544.98	-11,544.98	0.00	-11,544.98
022	0000	AGENCY FUND	9,688.64	0.00	17,110.74	0.00	17,889.13	8,910.25	5,612.93	3,297.32
022	0078	STARS PROGRAM/UW GRANT	817.69	0.00	0.00	0.00	222.87	594.82	594.82	0.00
022	1987	CLASS 1987	550.00	0.00	0.00	0.00	0.00	550.00	0.00	550.00
022	3669	OHSAA TOURNAMENTS	673.00	4,699.00	4,699.00	0.00	0.00	5,372.00	0.00	5,372.00
022	9001	MEDICAL INSURANCE ESCROW	465,521.80	471,507.02	1,879,673.13	470,492.32	1,871,419.36	473,775.57	472,000.00	1,775.57
022	9002	DENTAL INSURANCE ESCROW	26,998.08	27,777.63	110,237.43	27,557.17	109,232.85	28,002.66	28,000.00	2.66
022	9003	VISION INSURANCE ESCROW	4,013.65	4,157.38	16,594.30	4,203.39	16,475.00	4,132.95	37,525.00	-33,392.05
022	9004	LIFE INSURANCE EXCROW	1,553.00	1,633.00	6,517.50	1,748.00	6,437.50	1,633.00	17,562.50	-15,929.50
022	9005	SERS BOARD SHARE ESCROW	0.00	58,285.96	303,889.44	73,138.00	331,643.16	-27,753.72	0.00	-27,753.72
022	9006	STRS BOARD SHARE ESCROW	333,804.11	224,375.72	854,750.93	234,250.00	937,000.00	251,555.04	0.00	251,555.04
022	9007	WORKERS COMP ESCROW	49,200.40	7,372.01	28,366.83	0.00	0.00	77,567.23	70,000.00	7,567.23
Total For Fund 022:			892,820.37	799,807.72	3,221,839.30	811,388.88	3,290,319.87	824,339.80	631,295.25	193,044.55

ACCOUNTING PERIOD : 4/25

FUND	SCC	DESCRIPTION	BEGIN BALANCE	MTD RECEIPTS	FYTD RECEIPTS	MTD EXPENDITURES	FYTD EXPENDITURES	CURRENT FUND BALANCE	CURRENT ENCUMBRANCE	UNENCUMBERED FUND BALANCE
023	9001	COMPUTER SELF INSURANCE	128,964.93	1,210.00	34,413.00	0.00	0.00	163,377.93	0.00	163,377.93
Total For Fund 023:			128,964.93	1,210.00	34,413.00	0.00	0.00	163,377.93	0.00	163,377.93
035	0000	SEVERANCE BENEFITS	794,542.56	0.00	0.00	0.00	157,383.62	637,158.94	0.00	637,158.94
Total For Fund 035:			794,542.56	0.00	0.00	0.00	157,383.62	637,158.94	0.00	637,158.94
070	0000	CAPITAL PROJECTS-PIPELINE	4,651,082.35	0.00	0.00	86,030.96	773,022.69	3,878,059.66	249,740.25	3,628,319.41
070	9001	CAPITAL PROJECTS-ABATEMNT	142,287.00	0.00	0.00	10,025.05	16,993.31	125,293.69	14,146.02	111,147.67
070	9002	TURF MAINTENANCE FUND	132,000.00	0.00	0.00	0.00	0.00	132,000.00	0.00	132,000.00
Total For Fund 070:			4,925,369.35	0.00	0.00	96,056.01	790,016.00	4,135,353.35	263,886.27	3,871,467.08
200	0004	CRIM	1,636.51	0.00	0.00	0.00	0.00	1,636.51	0.00	1,636.51
200	0005	KENWOOD	454.24	0.00	0.00	0.00	0.00	454.24	0.00	454.24
200	0224	CLASS OF 2024	1,995.21	0.00	0.00	0.00	0.00	1,995.21	0.00	1,995.21
200	0225	CLASS OF 2025	3,835.84	1,470.00	1,470.00	1,126.00	1,126.00	4,179.84	0.00	4,179.84
200	0226	CLASS OF 2026	0.00	0.00	0.00	0.00	0.00	0.00	750.00	-750.00

ACCOUNTING PERIOD : 4/25

FUND	SCC	DESCRIPTION	BEGIN BALANCE	MTD RECEIPTS	FYTD RECEIPTS	MTD EXPENDITURES	FYTD EXPENDITURES	CURRENT FUND BALANCE	CURRENT ENCUMBRANCE	UNENCUMBERED FUND BALANCE
200	1012	FHA	10,526.89	0.00	0.00	0.00	0.00	10,526.89	0.00	10,526.89
200	1014	FFA	34,503.44	16,589.62	17,094.62	1,554.24	7,389.96	44,208.10	6,925.11	37,282.99
200	1015	FRENCH CLUB	513.06	0.00	0.00	0.00	115.00	398.06	0.00	398.06
200	1018	LAND LAB.	18,876.61	0.00	0.00	0.00	0.00	18,876.61	1,000.00	17,876.61
200	1019	SCIENCE CLUB	30.90	0.00	0.00	0.00	0.00	30.90	0.00	30.90
200	1020	SAB	13,176.10	10,283.00	15,127.01	1,490.24	8,938.82	19,364.29	3,784.32	15,579.97
200	1021	KEY CLUB	778.43	0.00	37.75	0.00	0.00	816.18	0.00	816.18
200	1024	SPANISH CLUB	311.61	0.00	0.00	0.00	0.00	311.61	0.00	311.61
200	1028	MATH CLUB	20.67	0.00	0.00	0.00	0.00	20.67	0.00	20.67
200	1033	ART CLUB SR. HI	5,587.04	110.00	110.00	0.00	0.00	5,697.04	1,500.00	4,197.04
200	1034	BOBCAT BASICS	11,175.17	100.00	500.00	0.00	0.00	11,675.17	250.00	11,425.17
200	1038	DECA	937.17	12,338.81	17,333.81	551.74	1,677.81	16,593.17	2,838.26	13,754.91
200	1040	MODEL UN	2,081.27	9,232.27	10,048.96	475.00	1,635.00	10,495.23	0.00	10,495.23
200	1045	HS GAY STRAIGHT ALLIANCE	164.43	1,475.00	1,475.00	0.00	63.43	1,576.00	1,000.00	576.00
200	2078	MS SPORT MORALE PROMOTION	2,077.55	0.00	0.00	0.00	0.00	2,077.55	0.00	2,077.55
Total For Fund		200:	108,682.14	51,598.70	63,197.15	5,197.22	20,946.02	150,933.27	18,047.69	132,885.58
300	1001	HS ATHLETIC FUND	30,995.57	23,662.14	113,290.10	27,971.09	84,981.43	59,304.24	76,517.40	-17,213.16
300	1002	HS BAND	8,261.66	0.00	4,420.00	1,190.92	3,981.20	8,700.46	1,476.78	7,223.68

ACCOUNTING PERIOD : 4/25

FUND	SCC	DESCRIPTION BEGIN BALANCE	MTD RECEIPTS	FYTD RECEIPTS	MTD EXPENDITURES	FYTD EXPENDITURES	CURRENT FUND BALANCE	CURRENT ENCUMBRANCE	UNENCUMBERED FUND BALANCE
300	1004	HS CHORAL FUND 4,347.09	751.55	2,759.98	1,061.10	3,062.17	4,044.90	4,697.17	-652.27
300	1006	DRAMA CLUB 23,184.84	0.00	1,011.25	885.31	1,910.69	22,285.40	5,817.94	16,467.46
300	1007	NATIONAL HONOR SOCIETY 7,714.53	0.00	0.00	0.00	1,053.00	6,661.53	0.00	6,661.53
300	1009	MUSICAL FUND 46,436.76	0.00	983.11	0.00	60.20	47,359.67	351.97	47,007.70
300	1030	ORCHESTRA-SR. 3,466.58	0.00	856.96	1,018.74	1,210.74	3,112.80	750.00	2,362.80
300	1045	STUDENT SUCCESS/WORKPLACE 910.51	98.80	127.05	63.00	63.00	974.56	372.00	602.56
300	1117	HS YEARBOOK 3,659.00	65.00	3,710.00	0.00	2,247.27	5,121.73	27,002.73	-21,881.00
300	1130	HS AFTER PROM 3,431.12	0.00	0.00	0.00	0.00	3,431.12	0.00	3,431.12
300	1902	BASKETBALL - BOYS 7,278.55	0.00	250.00	0.00	0.00	7,528.55	1,850.00	5,678.55
300	1903	BASKETBALL - GIRLS 9,553.19	370.00	1,065.00	0.00	1,018.00	9,600.19	4,475.00	5,125.19
300	1904	BOWLING 313.84	3,000.00	3,000.00	0.00	0.00	3,313.84	1,500.00	1,813.84
300	1906	CHEERLEADING 9,712.18	840.00	11,263.00	0.00	9,732.44	11,242.74	1,641.38	9,601.36
300	1907	CROSS COUNTRY 2,316.12	800.00	3,400.00	650.00	2,299.07	3,417.05	750.00	2,667.05
300	1908	FOOTBALL 11,618.63	2,767.00	10,257.00	260.00	14,331.60	7,544.03	2,491.30	5,052.73
300	1909	GOLF - BOYS 4,366.58	0.00	84.10	3,184.00	3,184.00	1,266.68	0.00	1,266.68
300	1910	GOLF - GIRLS 679.01	0.00	575.00	0.00	0.00	1,254.01	0.00	1,254.01
300	1912	LACROSSE 2,527.15	0.00	0.00	0.00	0.00	2,527.15	0.00	2,527.15
300	1914	SOCCER - BOYS 3,135.04	0.00	1,956.75	834.00	1,824.00	3,267.79	0.00	3,267.79
300	1915	SOCCER - GIRLS 10,032.06	0.00	5,765.00	0.00	9,565.10	6,231.96	350.00	5,881.96
300	1916	SOFTBALL 9,815.88	0.00	345.00	0.00	0.00	10,160.88	1,000.00	9,160.88

ACCOUNTING PERIOD : 4/25

FUND	SCC	DESCRIPTION BEGIN BALANCE	MTD RECEIPTS	FYTD RECEIPTS	MTD EXPENDITURES	FYTD EXPENDITURES	CURRENT FUND BALANCE	CURRENT ENCUMBRANCE	UNENCUMBERED FUND BALANCE
300	1917	SWIMMING 1,918.17	0.00	0.00	0.00	0.00	1,918.17	3,500.00	-1,581.83
300	1918	TENNIS - BOYS 273.21	0.00	0.00	189.18	189.18	84.03	0.00	84.03
300	1919	TENNIS - GIRLS 408.60	0.00	445.00	0.00	346.75	506.85	0.00	506.85
300	1920	TRACK 4,471.27	0.00	0.00	0.00	0.00	4,471.27	0.00	4,471.27
300	1921	VOLLEYBALL 11,341.02	0.00	1,268.00	367.73	3,245.53	9,363.49	1,112.27	8,251.22
300	1930	HS ATHLETIC SCHOLARSHIPS 2,134.94	0.00	0.00	0.00	36.00	2,098.94	0.00	2,098.94
300	2001	MS ATHLETICS 37,828.39	1,615.00	16,585.00	919.61	9,471.89	44,941.50	5,881.99	39,059.51
300	2002	MS BAND 215.54	570.00	570.00	0.00	0.00	785.54	900.00	-114.46
300	2004	MS CHORAL FUND 54.04	0.00	0.00	0.00	0.00	54.04	0.00	54.04
300	2005	MS MEMORY BOOK 22,754.72	802.00	802.00	0.00	0.00	23,556.72	0.00	23,556.72
300	2006	MS ENGINEERING CLUB-STEAM 999.88	0.00	0.00	0.00	0.00	999.88	0.00	999.88
300	2010	MS DRAMA CLUB 3,125.87	0.00	0.00	0.00	0.00	3,125.87	574.08	2,551.79
300	2100	MS CHEER/DANCE TEAM 393.66	0.00	6,159.00	3,756.70	6,092.30	460.36	47.30	413.06
Total For Fund		300: 289,675.20	35,341.49	190,948.30	42,351.38	159,905.56	320,717.94	143,059.31	177,658.63
401	9324	ST. ALOYSIUS FY24 14,166.03	0.00	0.00	4,965.63	14,166.03	0.00	0.00	0.00
401	9325	ST ALOYSIUS AUX FY25 0.00	0.00	46,331.58	10,524.37	17,627.44	28,704.14	237.60	28,466.54
401	9424	ST. LOUIS - FY24 13,077.67	0.00	0.00	8,751.37	10,453.56	2,624.11	228.85	2,395.26
401	9425	ST LOUIS AUX FY25 0.00	0.00	10,802.70	1,323.94	2,044.18	8,758.52	9,955.82	-1,197.30

ACCOUNTING PERIOD : 4/25

FUND	SCC	DESCRIPTION BEGIN BALANCE	MTD RECEIPTS	FYTD RECEIPTS	MTD EXPENDITURES	FYTD EXPENDITURES	CURRENT FUND BALANCE	CURRENT ENCUMBRANCE	UNENCUMBERED FUND BALANCE
Total For Fund 401:		27,243.70	0.00	57,134.28	25,565.31	44,291.21	40,086.77	10,422.27	29,664.50
451	0000	NETWORK CONNECTION 0.00	5,000.00	5,000.00	5,000.00	5,000.00	0.00	0.00	0.00
Total For Fund 451:		0.00	5,000.00	5,000.00	5,000.00	5,000.00	0.00	0.00	0.00
507	9224	ARP HOMELESS II - FY24 0.00	0.00	0.00	0.00	0.00	0.00	2,200.00	-2,200.00
507	9324	ARP ESSER III FY24 -52,164.58	0.00	70,434.86	0.00	18,270.28	0.00	0.00	0.00
Total For Fund 507:		-52,164.58	0.00	70,434.86	0.00	18,270.28	0.00	2,200.00	-2,200.00
516	9024	TITLE 6B IDEA - FY24 -3,818.20	0.00	9,825.53	0.00	6,007.33	0.00	0.00	0.00
516	9025	TITLE 6B IDEA FY25 0.00	0.00	0.00	168,839.19	328,856.83	-328,856.83	408,556.29	-737,413.12
Total For Fund 516:		-3,818.20	0.00	9,825.53	168,839.19	334,864.16	-328,856.83	408,556.29	-737,413.12
572	9024	TITLE I - FY24 -21,029.61	0.00	98,684.99	0.00	78,928.38	-1,273.00	0.00	-1,273.00
572	9025	TITLE I FY25 0.00	0.00	0.00	77,291.95	127,627.34	-127,627.34	1,878.90	-129,506.24

ACCOUNTING PERIOD : 4/25

FUND	SCC	DESCRIPTION	BEGIN BALANCE	MTD RECEIPTS	FYTD RECEIPTS	MTD EXPENDITURES	FYTD EXPENDITURES	CURRENT FUND BALANCE	CURRENT ENCUMBRANCE	UNENCUMBERED FUND BALANCE
Total For Fund 572:			-21,029.61	0.00	98,684.99	77,291.95	206,555.72	-128,900.34	1,878.90	-130,779.24
584	9024	TITILE IVA STUD SUPP-FY24	-15,191.69	0.00	15,191.69	0.00	4,999.88	-4,999.88	0.00	-4,999.88
584	9025	TITLE IVA FY25	0.00	0.00	0.00	3,095.98	9,256.39	-9,256.39	11,480.31	-20,736.70
584	9124	STONGER CONNECTIONS FY24	-18,355.29	0.00	18,355.29	3,777.78	3,777.78	-3,777.78	30,222.22	-34,000.00
Total For Fund 584:			-33,546.98	0.00	33,546.98	6,873.76	18,034.05	-18,034.05	41,702.53	-59,736.58
587	9025	IDEA-ECSE FY25	0.00	0.00	0.00	13,092.60	26,598.74	-26,598.74	0.00	-26,598.74
Total For Fund 587:			0.00	0.00	0.00	13,092.60	26,598.74	-26,598.74	0.00	-26,598.74
590	9024	TITLE II-A - FY24	-39,423.49	0.00	46,771.61	0.00	7,530.74	-182.62	0.00	-182.62
590	9025	TITLE II-A FY25	0.00	0.00	0.00	3,800.25	11,133.51	-11,133.51	3,726.26	-14,859.77
Total For Fund 590:			-39,423.49	0.00	46,771.61	3,800.25	18,664.25	-11,316.13	3,726.26	-15,042.39
GRAND TOTALS:			105,687,620.15	2,932,684.68	23,148,199.74	4,627,950.53	23,551,853.05	105,283,966.84	17,318,791.67	87,965,175.17

ACCOUNTING PERIOD : 4/25

FUND	SCC	DESCRIPTION	BEGIN BALANCE	MTD RECEIPTS	FYTD RECEIPTS	MTD EXPENDITURES	FYTD EXPENDITURES	CURRENT FUND BALANCE	CURRENT ENCUMBRANCE	UNENCUMBERED FUND BALANCE
001			16,722,482.13	1,733,424.74	15,441,872.17	3,026,780.77	11,861,192.63	20,303,161.67	2,023,118.06	18,280,043.61
002			5,596,509.36	4,045.95	2,451,966.97	0.00	5,540,397.93	2,508,078.40	3,352,153.25	-844,074.85
003			1,916,760.53	500.65	239,874.77	0.00	1,844.74	2,154,790.56	310,437.50	1,844,353.06
004			73,041,048.10	95,970.27	850,152.53	153,711.83	595,793.02	73,295,407.61	9,653,512.98	63,641,894.63
006			714,410.23	175,654.07	258,599.10	129,985.65	353,821.54	619,187.79	404,140.66	215,047.13
007			54,946.17	266.55	2,140.79	0.00	3,900.00	53,186.96	1,500.00	51,686.96
008			111,004.96	0.00	5.53	0.00	500.00	110,510.49	0.00	110,510.49
018			90,470.00	20,656.54	58,750.42	40,650.46	66,018.15	83,202.27	30,927.65	52,274.62
019			422,673.28	9,208.00	13,041.46	13,704.77	25,990.58	409,724.16	18,226.80	391,497.36
020			0.00	0.00	0.00	7,660.50	11,544.98	-11,544.98	0.00	-11,544.98
022			892,820.37	799,807.72	3,221,839.30	811,388.88	3,290,319.87	824,339.80	631,295.25	193,044.55
023			128,964.93	1,210.00	34,413.00	0.00	0.00	163,377.93	0.00	163,377.93
035			794,542.56	0.00	0.00	0.00	157,383.62	637,158.94	0.00	637,158.94
070			4,925,369.35	0.00	0.00	96,056.01	790,016.00	4,135,353.35	263,886.27	3,871,467.08

ACCOUNTING PERIOD : 4/25

FUND	SCC	DESCRIPTION	BEGIN BALANCE	MTD RECEIPTS	FYTD RECEIPTS	MTD EXPENDITURES	FYTD EXPENDITURES	CURRENT FUND BALANCE	CURRENT ENCUMBRANCE	UNENCUMBERED FUND BALANCE
200			108,682.14	51,598.70	63,197.15	5,197.22	20,946.02	150,933.27	18,047.69	132,885.58
300			289,675.20	35,341.49	190,948.30	42,351.38	159,905.56	320,717.94	143,059.31	177,658.63
401			27,243.70	0.00	57,134.28	25,565.31	44,291.21	40,086.77	10,422.27	29,664.50
451			0.00	5,000.00	5,000.00	5,000.00	5,000.00	0.00	0.00	0.00
507			-52,164.58	0.00	70,434.86	0.00	18,270.28	0.00	2,200.00	-2,200.00
516			-3,818.20	0.00	9,825.53	168,839.19	334,864.16	-328,856.83	408,556.29	-737,413.12
572			-21,029.61	0.00	98,684.99	77,291.95	206,555.72	-128,900.34	1,878.90	-130,779.24
584			-33,546.98	0.00	33,546.98	6,873.76	18,034.05	-18,034.05	41,702.53	-59,736.58
587			0.00	0.00	0.00	13,092.60	26,598.74	-26,598.74	0.00	-26,598.74
590			-39,423.49	0.00	46,771.61	3,800.25	18,664.25	-11,316.13	3,726.26	-15,042.39
GRAND TOTALS:			105,687,620.15	2,932,684.68	23,148,199.74	4,627,950.53	23,551,853.05	105,283,966.84	17,318,791.67	87,965,175.17

Bowling Green City Schools

Check Register

October 2024

Check Number	Issue Date	Vendor	Total
63867	10/01/2024	PHILADELPHIA SECURITY PRODUCTS	-178.81
63953	10/01/2024	ARCHBOLD MIDDLE SCHOOL	200.00
63954	10/01/2024	COPY SHOP (THE)	284.05
63955	10/01/2024	FOLLETT CONTENT SOLUTIONS LLC	579.59
63956	10/01/2024	FRIENDS BUSINESS SOURCE	355.98
63957	10/01/2024	JUPMODE	235.80
63958	10/01/2024	LIBERTY CENTER LOCAL SCHOOLS	100.00
63959	10/01/2024	OHIO COUNCIL-TEACHERS OF MATHMATICS	590.00
63960	10/01/2024	ST.FRANCIS DE SALES HS	250.00
63961	10/01/2024	TECHNOLOGY ADVISORS	9,806.25
63962	10/01/2024	TOLEDO MUD HENS	944.00
63963	10/01/2024	TOLEDO PHYSICAL EDUCATION SUPPLY	589.64
63964	10/01/2024	VIS ALLIANCE LLC	1,615.00
V91676	10/01/2024	AMAZON CAPITAL SERVICES INC	2,628.10
V91677	10/01/2024	DANYA M CLAES	73.83
V91678	10/01/2024	DEDICATED SCHOOL STAFFING (ACH)	53,730.51
V91679	10/01/2024	JONELLE M DIEFENTHALER	9.31
V91680	10/01/2024	MATT A. FEASEL	100.00
V91681	10/01/2024	PEAR DECK INC.	12,947.20
V91682	10/01/2024	RIVERSIDE INSIGHTS (ACH)	2,250.00
V91683	10/01/2024	TEXTHELP (ACH)	8,419.96
V91684	10/01/2024	TLC TRANSIT (ACH)	1,100.00
V91685	10/01/2024	LAURA V WEAVER	15.61
63965	10/02/2024	ACCO BRANDS USA LLC	846.85
63966	10/02/2024	APPLIED IMAGING	3,084.18
63967	10/02/2024	BAROQUE VIOLIN SHOP	85.00
63968	10/02/2024	BOWLING GREEN ECONOMIC DEVELOPMENT	25.00
63969	10/02/2024	GREGORY BOSSICK	235.00
63970	10/02/2024	BOWLING GREEN KIWANIS	160.00
63971	10/02/2024	GUARDIAN INNOVATIONS LLC	738.00
63972	10/02/2024	HIGHLAND MEADOWS PROFESSIONAL SHOP	3,184.00
63973	10/02/2024	INSTRUMENT CARE CENTER	90.00
63974	10/02/2024	RESOLUTE INTERPRETING LLC	759.26
63975	10/02/2024	STANTON'S SHEET MUSIC INC	246.43
63976	10/02/2024	VERIZON WIRELESS	153.27
63977	10/02/2024	MACGILL SCHOOL NURSE SUPPLIES	1,028.65
V91686	10/02/2024	LAURA A JOHNS	105.50
V91687	10/02/2024	ERVIN EDUCATIONAL CONSULTING (ACH)	35,731.65
V91688	10/02/2024	JAMI J SUNDAY	427.81
V91689	10/02/2024	CRISTIN M. SUNDERMAN	173.38
V91690	10/02/2024	CHRISTIE M WALENDZAK	173.38
63978	10/03/2024	BAKER VEHICLE SYSTEMS, INC.	7,345.00
63979	10/03/2024	COLUMBIA GAS OF OHIO INC	51.00
63980	10/03/2024	IRON MOUNTAIN	442.82
63981	10/03/2024	KROGER CO - DIV 016: COLUMBUS	204.54
63982	10/03/2024	LAND ART INC	603.35

Bowling Green City Schools

Check Register

October 2024

Check Number	Issue Date	Vendor	Total
63983	10/03/2024	MAIN & SONS	1,200.00
63984	10/03/2024	MUNICIPAL UTILITIES	3,684.50
63985	10/03/2024	NAFME	155.00
63986	10/03/2024	NORTH POINT ESC	8,060.00
63987	10/03/2024	SCREEN PRINTED PRODUCTS	258.00
63988	10/03/2024	STERLING PAPER	1,396.00
63989	10/03/2024	SUBURBAN NATURAL GAS CO	208.15
63990	10/03/2024	SUNBELT RENTALS INC.	814.33
63991	10/03/2024	THE MATH LEARNING CENTER	43.00
63992	10/03/2024	TREASURER STATE OF OHIO	136.50
63993	10/03/2024	WAL-MART COMMUNITY TAX EXMT#541069	207.47
63994	10/03/2024	WICHMAN CO	4,146.00
63995	10/03/2024	WINSUPPLY	289.15
63996	10/04/2024	COCA-COLA BOTTLING CO CONSOLIDATED	369.75
63997	10/04/2024	GORDON FOOD SERVICE	7,872.64
63998	10/04/2024	HERSHEY'S ICE CREAM	416.88
63999	10/04/2024	HPS LLC	3,275.00
64000	10/04/2024	INNOVATIVE SOLUTIONS DISTRIBUTION	785.00
64001	10/04/2024	PITNEY BOWES GLOBAL FINANCIAL SVCS	1,059.00
64002	10/04/2024	PREMIER PRODUCE ONE INC.	2,084.45
64003	10/04/2024	TOFT DAIRY INC	0.00
64004	10/04/2024	TOFT DAIRY INC	3,906.06
64005	10/04/2024	WM CORPORATE SERVICES INC.	4,786.42
V91692	10/04/2024	DANYA M CLAES	51.04
V91693	10/04/2024	LORI A MAAS	45.82
V91694	10/04/2024	READING HORIZONS	3,300.00
V91695	10/04/2024	SHIFFLER EQUIPMENT SALES (ACH)	46.73
V91696	10/04/2024	CHRISTIE M WALENDZAK	129.31
V91697	10/04/2024	LAURA V WEAVER	19.16
V91698	10/04/2024	ALEXANDRA L WILLIBEY	143.52
V91699	10/04/2024	POWERSCHOOL GROUP (ACH)	5,450.61
64006	10/07/2024	SUN FEDERAL CREDIT UNION	786.00
64007	10/07/2024	SUN FEDERAL CREDIT UNION	380.72
64008	10/07/2024	BRASS KEY SHOP	98.48
64009	10/07/2024	COPY SHOP (THE)	258.00
64010	10/07/2024	HEB11DESIGN, LLC	348.00
64011	10/07/2024	KROGER CO - DIV 016: COLUMBUS	95.06
64012	10/07/2024	ROCHESTER 100 INC	362.50
64013	10/07/2024	TELESYSTEM	4,092.75
64014	10/07/2024	TREASURER STATE OF OHIO / B.C.I.	2,615.25
64015	10/07/2024	WOOD CO EDUCATIONAL SERVICE CENTER	19,774.00
V91700	10/07/2024	OHIO SCHOOLS COUNCIL (MEMO)	1,748.00
V91701	10/07/2024	VISION SERVICE PLAN (CT)	4,203.39
V91702	10/07/2024	WOOD CO. SCHOOL BENEFIT PLAN (MEMO)	498,049.49
V91703	10/08/2024	AMAZON CAPITAL SERVICES INC	626.30
V91704	10/08/2024	JENNIFER W CAMPOS	101.98

Bowling Green City Schools

Check Register

October 2024

Check Number	Issue Date	Vendor	Total
V91705	10/08/2024	JONELLE M DIEFENTHALER	8.98
V91706	10/08/2024	CANDI A HULBERT	49.85
V91707	10/08/2024	ZEBULUN L KELLOUGH	42.00
V91708	10/08/2024	RICHELLE M OBERLIN	15.01
V91709	10/08/2024	RUMPKE WASTE & RECYCLING (ACH)	2,792.76
64016	10/09/2024	BIO CORPORATION	317.25
64017	10/09/2024	TIFFIN CITY SCHOOLS	65.00
64018	10/09/2024	DAVIS & NEWCOMER ELEVATOR	250.91
64019	10/09/2024	DECA INC.	159.74
64020	10/09/2024	EARL MECHANICAL SERVICES INC.	2,917.50
64021	10/09/2024	ENVIRONMENTAL WATER LTD	75.00
64022	10/09/2024	FLINN SCIENTIFIC INC	106.95
64023	10/09/2024	LONGS CLEANERS	54.00
64024	10/09/2024	MARCO'S PIZZA #36	89.95
64025	10/09/2024	MCKENZIE FLOWERS & GREENHOUSE	454.95
64026	10/09/2024	MOBILE MODULAR MANAGEMENT CORP.	1,998.00
64027	10/09/2024	PENTA CAREER CENTER	392.00
64028	10/09/2024	U.S. BANK EQUIPMENT FINANCE	3,805.35
64029	10/09/2024	WOOD CO EDUCATIONAL SERVICE CENTER	1,083.50
2555	10/10/2024	US DEPARTMENT OF THE TREASURY	115.97
64030	10/10/2024	ALLEN CO EDUC SERV CENT	150.00
64031	10/10/2024	ANGLIN EQUIPMENT	298.70
64032	10/10/2024	CERTIFIED LABORATORIES DIVISION	419.38
64033	10/10/2024	CUMMINS SALES & SERVICE	1,372.00
64034	10/10/2024	KIMBALL MIDWEST MOTOR SUPPLY	229.65
64035	10/10/2024	KRAMER ENTERPRISES INC	419.66
64036	10/10/2024	LYDEN OIL COMPANY	3,626.72
64037	10/10/2024	IMPERIALDADE	2,326.20
64038	10/10/2024	OHIO TURNPIKE COMMISSION	1.50
64039	10/10/2024	PAXTON/PATTERSON LLC	128.00
64040	10/10/2024	SCHOOL SPECIALTY LLC	768.48
64041	10/10/2024	SPECK SALES INC	1,898.15
64042	10/10/2024	TRANSPORTATION ACCESSORIES CO. INC	593.53
V3511	10/10/2024	AMERICAN FIDELITY ASSURANCE 403B	4,785.00
V3512	10/10/2024	AMERIPRISE FINANCIAL SERVICES	540.00
V3513	10/10/2024	BGCS SERS BOARD SHARE ESCROW	28,905.39
V3514	10/10/2024	BGCS STRS BOARD SHARE ESCROW	111,273.31
V3515	10/10/2024	BGCS WORKERS COMP ESCROW	3,653.74
V3516	10/10/2024	BGEA DUES	11,422.48
V3517	10/10/2024	COREBRIDGE FINANCIAL(VALIC ANNUITY)	600.00
V3518	10/10/2024	EQUITABLE 403B	299.17
V3519	10/10/2024	FEDERAL/MEDICARE TAX - IRS	94,600.97
V3520	10/10/2024	LINCOLN INVESTMENT PLANNING	75.00
V3521	10/10/2024	MASSMUTAL ASCEND LIFE INSURANCE CO	40.00
V3522	10/10/2024	METROPOLITAN LIFE INSURANCE CO.	725.00
V3523	10/10/2024	MODERN WOODMAN OF AMERICA	225.00

Bowling Green City Schools

Check Register

October 2024

Check Number	Issue Date	Vendor	Total
V3524	10/10/2024	OAPSE	1,301.01
V3525	10/10/2024	OHIO CHILD SUPPORT-OCSPC	626.57
V3526	10/10/2024	OHIO DEFERRED COMP	4,356.50
V3527	10/10/2024	SCHOOL EMPLOYEES RETIREMENT SYSTEM	20,549.51
V3528	10/10/2024	STATE TEACHERS RETIREMENT SYSTEM	111,273.31
V3529	10/10/2024	TREASURER OF STATE - OHIO	19,274.53
V3530	10/10/2024	VOYA 457B	2,420.83
V91710	10/10/2024	AMAZON CAPITAL SERVICES INC	1,025.08
V91711	10/10/2024	DEDICATED SCHOOL STAFFING (ACH)	45,629.64
V91712	10/10/2024	LAURA A JOHNS	30.82
V91713	10/10/2024	JAMI J SUNDAY	30.82
V91714	10/10/2024	TLC TRANSIT (ACH)	550.00
64043	10/11/2024	BEN'S	13.08
64044	10/11/2024	BG GRAPHICS COMPANY	538.40
64045	10/11/2024	BITTERSWEET INC	11,676.00
64046	10/11/2024	CITY OF BOWLING GREEN	1,665.44
64047	10/11/2024	LEADERS FARMS	552.00
64048	10/11/2024	GAME ONE	6,343.00
64049	10/11/2024	JOSTENS	14.60
64050	10/11/2024	KROGER CO - DIV 016: COLUMBUS	31.92
64051	10/11/2024	MERCY COLLEGE OF OHIO	148.23
64052	10/11/2024	OAEA	400.00
64053	10/11/2024	OIAAA	220.00
64054	10/11/2024	PJ PRINT PLUS	992.02
64055	10/11/2024	RESOLUTE INTERPRETING LLC	182.16
64056	10/11/2024	SCHOOL PRIDE	1,055.00
64057	10/11/2024	STANTON'S SHEET MUSIC INC	283.68
64058	10/11/2024	STERLING PAPER	233.60
64059	10/11/2024	STEWART B. JESSE-NOD7BCA TREASURER	20.00
64060	10/11/2024	WAL-MART COMMUNITY TAX EXMT#541069	586.15
64061	10/11/2024	MARIJANE ADLER	72.70
64062	10/11/2024	CARDINAL BUS SALES & SERVICE	4,945.97
64063	10/11/2024	GORDON FOOD SERVICE	7,995.14
64064	10/11/2024	BG PIZZA INVESTMENTS - JET'S	4,977.00
64065	10/11/2024	PREMIER PRODUCE ONE INC.	1,081.20
64066	10/11/2024	TOFT DAIRY INC	2,278.09
64067	10/11/2024	WOOD CO. HOSPITAL - REHAB	1,282.50
64068	10/11/2024	FORREST AUTO SUPPLY LLC	0.00
64069	10/11/2024	FORREST AUTO SUPPLY LLC	3,131.75
64070	10/11/2024	MARATHON OIL CO	0.00
64071	10/11/2024	MARATHON OIL CO	1,397.17
64072	10/11/2024	MID-WOOD INC	22,470.00
64073	10/11/2024	MOBILITY WORKS	867.36
64074	10/11/2024	MAIL IT CORPORATION OF TOLEDO	6,275.55
V91715	10/14/2024	AMAZON CAPITAL SERVICES INC	89.92
V91716	10/14/2024	WING MAN FU	38.39

Bowling Green City Schools

Check Register

October 2024

Check Number	Issue Date	Vendor	Total
V91717	10/14/2024	TED M HASELMAN	310.21
V91718	10/14/2024	SHAWN J HUDSON	39.93
64075	10/15/2024	KROGER CO - DIV 016: COLUMBUS	109.82
64076	10/15/2024	STERLING PAPER	1,396.00
64077	10/15/2024	TRI STATE INDUSTRIAL FLOORS INC	10,123.00
64078	10/15/2024	WAL-MART COMMUNITY TAX EXMT#541069	339.23
64079	10/15/2024	ACCO BRANDS USA LLC	330.36
64080	10/15/2024	APPLIED IMAGING	3,015.97
64081	10/15/2024	CHILDREN'S RESOURCE CENTER	7,162.67
64082	10/15/2024	COOKIE FAIRY COOKIES	225.00
64083	10/15/2024	COPY SHOP (THE)	543.00
64084	10/15/2024	FOSTER SPECIALTY FLOORS	5,925.00
64085	10/15/2024	GAME ONE	260.00
64086	10/15/2024	GORDON FOOD SERVICE	138.06
64087	10/15/2024	KILYNN DAHL	140.00
64088	10/15/2024	KROGER CO - DIV 016: COLUMBUS	142.73
64089	10/15/2024	MICHINDOH CONFERENCE CENTER	33,505.72
64090	10/15/2024	NCS PEARSON, INC.	72.15
64091	10/15/2024	PIONEER ATHLETICS	739.66
64092	10/15/2024	PJ PRINT PLUS	1,188.59
64093	10/15/2024	WOOD CO EDUCATIONAL SERVICE CENTER	880.00
V91719	10/15/2024	AMAZON CAPITAL SERVICES INC	1,551.15
V91720	10/15/2024	DEDICATED SCHOOL STAFFING (ACH)	48,428.53
V91721	10/15/2024	MICHAEL A HEADLEY	31.49
V91722	10/15/2024	INDUSTRIAL APPRAISAL CO. (ACH)	3,040.00
V91723	10/15/2024	HUNTINGTON NATIONAL BANK (MEMO CHK)	417.01
64094	10/16/2024	COCA-COLA BOTTLING CO CONSOLIDATED	590.32
64095	10/16/2024	GORDON FOOD SERVICE	9,301.88
64096	10/16/2024	HERSHEY'S ICE CREAM	656.04
64097	10/16/2024	NCS PEARSON, INC.	255.00
64098	10/16/2024	PREMIER PRODUCE ONE INC.	1,498.50
64099	10/16/2024	TECHNOLOGY ADVISORS	10,650.00
64100	10/16/2024	TOFT DAIRY INC	2,362.05
64101	10/16/2024	STEVENS GARDENS LLC	470.00
64102	10/21/2024	AG-PRO OHIO LLC	329.81
64103	10/21/2024	ART SUPPLY DEPO BG	60.66
64104	10/21/2024	ASCD	105.00
64105	10/21/2024	BEN'S	11.67
64106	10/21/2024	BOWLING GREEN CITY SCHOOLS (F.S.)	199.20
64107	10/21/2024	COLUMBIA GAS OF OHIO INC	51.92
64108	10/21/2024	DAVIS & NEWCOMER ELEVATOR	124.55
64109	10/21/2024	EARL MECHANICAL SERVICES INC.	1,659.84
64110	10/21/2024	FLINN SCIENTIFIC INC	641.94
64111	10/21/2024	FOLLETT CONTENT SOLUTIONS LLC	412.32
64112	10/21/2024	GRAINGER INC	701.09
64113	10/21/2024	ACE HARDWARE-MAIN STREET	34.18

Bowling Green City Schools

Check Register

October 2024

Check Number	Issue Date	Vendor	Total
64114	10/21/2024	IMPERIALDADE	932.98
64115	10/21/2024	OHIO ASSOC FOR GIFTED CHILDREN	370.00
64116	10/21/2024	SCREEN PRINTED PRODUCTS	20.00
64117	10/21/2024	TOLEDO PEDIATRIC SPEECH THERAPY	5,850.00
64118	10/21/2024	WAL-MART COMMUNITY TAX EXMT#541069	70.37
64119	10/21/2024	FRAME'S PEST CONTROL INC.	514.78
64120	10/21/2024	ACE HARDWARE-MAIN STREET	171.23
64121	10/21/2024	MUNICIPAL UTILITIES	5,276.61
64122	10/21/2024	SUNBELT RENTALS INC.	41.37
64123	10/21/2024	WICHMAN CO	351.25
64124	10/21/2024	WINSUPPLY	159.12
64125	10/21/2024	HOME DEPOT TAX EXMT#34-6400147	1,635.49
64126	10/21/2024	ALBERT SPORTING GOODS	231.00
64127	10/21/2024	BOWLING GREEN CITY SCHOOLS (F.S.)	130.31
64128	10/21/2024	COLUMBIA GAS OF OHIO INC	841.31
64129	10/21/2024	FEDEX	7.59
64130	10/21/2024	GORDON FOOD SERVICE	9,432.88
64131	10/21/2024	KROGER CO - DIV 016: COLUMBUS	7.00
64132	10/21/2024	LUCK'S MUSIC LIBRARY	180.86
64133	10/21/2024	MR. LIGHTBULB	62.00
64134	10/21/2024	OHSWCA	150.00
64135	10/21/2024	PENSKE TRUCK LEASING CO LP	582.68
64136	10/21/2024	PJ PRINT PLUS	108.90
64137	10/21/2024	PREMIER PRODUCE ONE INC.	1,419.40
64138	10/21/2024	UNIVERSITY OF DAYTON MODEL U.N.	475.00
V91724	10/21/2024	AMAZON CAPITAL SERVICES INC	1,347.24
V91725	10/21/2024	JOHNSON CONTROLS (ACH)	458.00
V91726	10/21/2024	KALAMAZOO SANITARY SUPPLY (ACH)	930.05
V91727	10/21/2024	STAPLES ADVANTAGE (ACH)	126.76
V91728	10/21/2024	TLC TRANSIT (ACH)	1,100.00
64139	10/24/2024	AMERICAN FIDELITY ADM SERVICES LLC	265.10
64140	10/24/2024	BIGGBY COFFEE- STORE 367	63.00
64141	10/24/2024	BOOKSHOP	1,267.66
64142	10/24/2024	BOWLING GREEN CHAMBER OF COMMERCE	300.00
64143	10/24/2024	COPY SHOP (THE)	195.00
64144	10/24/2024	CUSTAR BOARD OF PUBLIC AFFAIRS	41.44
64145	10/24/2024	EXCHANGE CLUB OF BOWLING GREEN	84.00
64146	10/24/2024	LONGS CLEANERS	36.00
64147	10/24/2024	ACE HARDWARE-MAIN STREET	27.00
64148	10/24/2024	OAEA	365.00
64149	10/24/2024	OHIO SCHOOL BOARDS ASSOCIATION	432.95
64150	10/24/2024	PIANO WORKS	460.00
64151	10/24/2024	SCHOOL SPECIALTY LLC	1,806.28
64152	10/24/2024	SCREEN PRINTED PRODUCTS	478.85
64153	10/24/2024	STANTON'S SHEET MUSIC INC	57.63
64154	10/24/2024	BOWLING GREEN SCHOOLS FOUNDATION	100.00

Bowling Green City Schools

Check Register

October 2024

Check Number	Issue Date	Vendor	Total
V91729	10/24/2024	DLR GROUP INC. (ACH)	229,258.04
V91730	10/24/2024	STACIA E HIGGINS	154.10
V91731	10/24/2024	SARA A M ISAACS	20.23
V91732	10/24/2024	MIKAYLA M JOHNSON	5.90
V91733	10/24/2024	TLC TRANSIT (ACH)	1,100.00
V91734	10/24/2024	WILSON LANGUAGE TRAINING CORP (ACH)	60.00
V91735	10/24/2024	AMAZON CAPITAL SERVICES INC	1,107.70
V91736	10/24/2024	KATIE L PERKINS	192.55
V91737	10/24/2024	VOYAGER SOPRIS LEARNING (ACH)	1,053.80
2556	10/25/2024	AMERICAN FIDELITY ASSURANCE	26,746.90
2557	10/25/2024	AMERICAN FIDELITY FLEX	6,485.14
2558	10/25/2024	BOWLING GREEN CITY INCOME TAX	38,104.13
2559	10/25/2024	FINDLAY CITY INCOME TAX	61.00
2560	10/25/2024	PEMBERVILLE VILLAGE INCOME TAX	77.68
2561	10/25/2024	PERRYSBURG CITY INCOME TAX	1,000.61
2562	10/25/2024	TEXAS LIFE	3,789.26
2563	10/25/2024	US DEPARTMENT OF THE TREASURY	170.82
V3531	10/25/2024	AMERICAN FIDELITY ASSURANCE 403B	4,785.00
V3532	10/25/2024	AMERIPRISE FINANCIAL SERVICES	540.00
V3533	10/25/2024	BGCS DENTAL INS. ESCROW	27,777.63
V3534	10/25/2024	BGCS LIFE INS. ESCROW	1,633.00
V3535	10/25/2024	BGCS MEDICAL INS. ESCROW	471,507.02
V3536	10/25/2024	BGCS SERS BOARD SHARE ESCROW	29,380.57
V3537	10/25/2024	BGCS STRS BOARD SHARE ESCROW	113,102.41
V3538	10/25/2024	BGCS VISION INS. ESCROW	4,157.38
V3539	10/25/2024	BGCS WORKERS COMP ESCROW	3,718.27
V3540	10/25/2024	BGEA DUES	11,409.97
V3541	10/25/2024	COREBRIDGE FINANCIAL(VALIC ANNUITY)	600.00
V3542	10/25/2024	EQUITABLE 403B	325.00
V3543	10/25/2024	FEDERAL/MEDICARE TAX - IRS	97,317.54
V3544	10/25/2024	LINCOLN INVESTMENT PLANNING	75.00
V3545	10/25/2024	MASSMUTAL ASCEND LIFE INSURANCE CO	40.00
V3546	10/25/2024	METROPOLITAN LIFE INSURANCE CO.	725.00
V3547	10/25/2024	MODERN WOODMAN OF AMERICA	225.00
V3548	10/25/2024	OAPSE	1,298.59
V3549	10/25/2024	OHIO CHILD SUPPORT-OCSPC	626.57
V3550	10/25/2024	OHIO DEFERRED COMP	4,356.50
V3551	10/25/2024	OHIO SCHOOLS COUNCIL (ACH)	1,539.45
V3552	10/25/2024	SCHOOL DISTRICT INCOME TAX	7,717.45
V3553	10/25/2024	SCHOOL EMPLOYEES RETIREMENT SYSTEM	20,877.09
V3554	10/25/2024	STATE TEACHERS RETIREMENT SYSTEM	113,102.41
V3555	10/25/2024	TOLEDO CITY INCOME TAX	475.71
V3556	10/25/2024	TREASURER OF STATE - OHIO	19,692.73
V3557	10/25/2024	VOYA 457B	1,920.83
V91738	10/28/2024	DRAGONFLY ATHLETICS (MEMO CHK)	6,600.46
64155	10/29/2024	ALBERT SPORTING GOODS	771.47

Bowling Green City Schools

Check Register

October 2024

Check Number	Issue Date	Vendor	Total
64156	10/29/2024	JEFFREY RYAN ALBRECHT	175.00
64157	10/29/2024	BAROQUE VIOLIN SHOP	35.00
64158	10/29/2024	BLICK ART MATERIALS	1,553.01
64159	10/29/2024	FRIENDS BUSINESS SOURCE	91.60
64160	10/29/2024	INSTRUMENT CARE CENTER	90.00
64161	10/29/2024	JOHNSTON FRUIT FARMS	1,336.00
64162	10/29/2024	NCTM REGISTRATION SERVICES	515.00
64163	10/29/2024	PANDA TECHNOLOGIES LLC	7,989.74
64164	10/29/2024	PERENNIAL MATH LLC	200.00
64165	10/29/2024	PROMEDICA CPR TRAINING	220.00
64166	10/29/2024	SCHOOL SPECIALTY LLC	1,262.95
64167	10/29/2024	SCREEN PRINTED PRODUCTS	558.25
64168	10/29/2024	STANTON'S SHEET MUSIC INC	90.40
64169	10/29/2024	VARSITY SPIRIT FASHIONS	3,756.70
64170	10/29/2024	WATERVILLE LANDSCAPING INC	815.00
V91739	10/29/2024	STEPHANIE L CONWAY	110.91
V91740	10/29/2024	DEDICATED SCHOOL STAFFING (ACH)	93,681.71
V91741	10/29/2024	DLR GROUP INC. (ACH)	4,387.50
V91742	10/29/2024	J.W. PEPPER & SON INC. (ACH)	107.43
V91743	10/29/2024	ZEBULUN L KELLOUGH	118.56
V91744	10/29/2024	RICHELLE M OBERLIN	147.40
64171	10/30/2024	PATRICK J CARNEY	1,300.00
64172	10/31/2024	BIG DADDY GRAPHICS LLC	1,126.00
64173	10/31/2024	BOWLING GREEN COUNTRY CLUB INC	2,500.00
64174	10/31/2024	COCA-COLA BOTTLING CO CONSOLIDATED	956.89
64175	10/31/2024	ESC OF LAKE ERIE WEST	2,881.57
64176	10/31/2024	GIPPER MEDIA INC.	625.00
64177	10/31/2024	GORDON FOOD SERVICE	8,475.75
64178	10/31/2024	HERSHEY'S ICE CREAM	624.48
64179	10/31/2024	KROGER CO - DIV 016: COLUMBUS	264.92
64180	10/31/2024	ACE HARDWARE-MAIN STREET	53.88
64181	10/31/2024	PREMIER PRODUCE ONE INC.	1,269.90
64182	10/31/2024	REFRIGERATION MECHANICS	977.10
64183	10/31/2024	PATACCA COMPUTER SERVICES	3,240.00
64184	10/31/2024	STANTON'S SHEET MUSIC INC	128.00
64185	10/31/2024	SYLVANIA TAM-O SHANTER SPORTS INC.	2,232.20
64186	10/31/2024	THREE CORD LLC.	189.18
64187	10/31/2024	TOFT DAIRY INC	2,197.74
64188	10/31/2024	WAL-MART COMMUNITY TAX EXMT#541069	349.68
64189	10/31/2024	A BOOK COMPANY LLC	281.83
64190	10/31/2024	DAKTRONICS INC	6,447.00
64191	10/31/2024	DYNALITE CORP.	76.00
64192	10/31/2024	EARL MECHANICAL SERVICES INC.	925.00
64193	10/31/2024	ESC OF LAKE ERIE WEST	5,173.75
64194	10/31/2024	GENERATION GENIUS INC.	225.00
64195	10/31/2024	MAIN STREET PHOTO	525.00

Bowling Green City Schools

Check Register

October 2024

Check Number	Issue Date	Vendor	Total
64196	10/31/2024	SCHOLASTIC MAGAZINES	285.66
64197	10/31/2024	EARL MECHANICAL SERVICES INC.	3,578.05
64198	10/31/2024	FRAME'S PEST CONTROL INC.	503.58
64199	10/31/2024	HABITEC SECURITY INC	265.00
64200	10/31/2024	MOBILE MODULAR MANAGEMENT CORP.	1,998.00
64201	10/31/2024	MOBILEASE MODULAR SPACE INC.	1,600.00
64202	10/31/2024	MUNICIPAL UTILITIES	3,552.36
64203	10/31/2024	IMPERIALDADE	5,761.35
64204	10/31/2024	STERICYCLE INC	5,977.54
64205	10/31/2024	SUBURBAN NATURAL GAS CO	209.10
V91745	10/31/2024	AMAZON CAPITAL SERVICES INC	1,334.08
V91746	10/31/2024	J.W. PEPPER & SON INC. (ACH)	282.48
V91747	10/31/2024	LORI A MAAS	30.55
V91748	10/31/2024	KATHLEEN A NORTH	151.42
V91749	10/31/2024	TLC TRANSIT (ACH)	1,100.00
		Totals	$ 2,945,256.29

BOWLING GREEN CITY SCHOOLS

Unencumbered Liabilities (Then & Now)

October 2024

Invoice Date	Vendor	Description	Amount of Invoice
10/11/2024	Michindoh Conference Center	Fifth Grade Camp Fees	$ 33,505.72
	Total		$ 33,505.72

BOWLING GREEN CITY SCHOOLS

Fund to Fund Transfers / Advances

October 2024

From				
Fund			T / A	**Amount**
		Total		**$ -**

To				
Fund			T / A	**Amount**
		Total		**$ -**

10/31/2024
Date

Matt A. Feasel, CFO/Treasurer

BOWLING GREEN CITY SCHOOLS

2024-25 Appropriation Modifications

October 2024

Fund	Fund Description	Original Appropriation	July 2024	August 2024	September 2024	October 2024	Total/Current Appropriations (Includes Carryover amounts)
001	General Fund	41,545,364.01					41,545,364.01
002	Bond Retirement Fund	11,307,121.62					11,307,121.62
003	Permanent Improvement Fund	319,437.50					319,437.50
004	Building	72,799,363.00					72,799,363.00
006	Food Service Fund	1,334,329.48					1,334,329.48
007	Trust Funds	17,150.00	750.00				17,900.00
008	Memorial Funds	1,000.00					1,000.00
018	Public School Support Fund	161,213.31		1,250.00		797.97	163,261.28
019	Other Grants Fund	274,994.03			9,092.88	9,092.88	293,179.79
020	Special Enterprise	94,900.00					94,900.00
022	Agency Fund	9,912,010.46		(1,182.31)			9,910,828.15
023	Technology Self Insurance	80,000.00					80,000.00
035	Severance Benefits Fund	656,685.06					656,685.06
070	Capital Project Fund	857,000.00	700,000.00	300,000.00			1,857,000.00
200	Student Managed Activity Fund	277,718.09					277,718.09
300	District Managed Activity Fund	633,955.27	27,368.63	3,000.00			664,323.90
401	Auxiliary Services Fund	211,922.36	2,042.50		20,496.29	20,496.29	254,957.44
451	Network Connectivity Fund	32,000.00					32,000.00
507	ESSER - Cares Funds	22,530.92					22,530.92
516	IDEA Title 6b Federal Grant Fund	920,836.39					920,836.39
572	Title I Federal Grant Fund	753,456.40					753,456.40
584	Title IVA Federal Grant Fund	126,477.87					126,477.87
587	ECSE-IDEA Federal Grant Fund	27,191.19					27,191.19
590	Title IIA Improving Teacher Quality	149,169.00	9,108.58				158,277.58
	Total All Funds	**$142,515,825.96**	**$739,269.71**	**$303,067.69**	**$29,589.17**	**$30,387.14**	**$143,618,139.67**