ADDENDUM # 03

Project: Mt Diablo Unified School District
Mt Diablo Elementary School
Modernization of Three Elementary School Campuses, INC 2
19six #: 23120
DSA #: 01-121407
Bid #: 1945
Date: November 19, 2024

To all bidders submitting proposals for the above captioned project. This Addendum is hereby included in the Contract Documents to the same extent as though it were originally included therein. The following items modify, add to, delete from, or explain the drawings and/or specifications. The contents of this Addendum shall take precedence over the original specifications and plans.

BID DEADLINE:

The bid time shall not change.

Bid due date: 1:00 PM Friday, November 22, 2024

at: Mt. Diablo Unified School District
Purchasing and Warehouse
2336 Bisso Lane, Concord, California 94520

Note: All drawing revisions have been clouded with an "C" which indicates changes captured in addendum 03

A. NEW SPECIFICATIONS

ITEM 1. None

B. NEW DRAWINGS

ITEM 1. 2A-822 BLDG K & 1 EXTERIOR PAINTING SCHEDULE
ITEM 2. 2A-823 BLDG 2 EXTERIOR PAINTING SCHEDULE
ITEM 3. 2A-824 BLDG 3 EXTERIOR PAINTING SCHEDULE
ITEM 4. 2A-825 BLDG 4 EXTERIOR PAINTING SCHEDULE
ITEM 5. 2A-826 BLDG 5 EXTERIOR PAINTING SCHEDULE
ITEM 6. 2A-827 BLDG 6 EXTERIOR PAINTING SCHEDULE
ITEM 7. 2A-828 BLDG 7 EXTERIOR PAINTING SCHEDULE
ITEM 8. 2A-829 BLDG 8 EXTERIOR PAINTING SCHEDULE
ITEM 9. 2A-830 BLDG 9 EXTERIOR PAINTING SCHEDULE
ITEM 10. 2A-831 BLDG 10 EXTERIOR PAINTING SCHEDULE

C. CHANGES TO SPECIFICATIONS

ITEM 1. NONE

D. **CHANGES TO DRAWINGS**

ITEM 1. **2-C1.1 DEMOLITION PLAN**
- Change in the demolition plan to reduce demolition required, see revised keynote 3 & 4

ITEM 2. **2-C2.1 GRADING & DRAINAGE PLAN**
- See revised keynote 10
- Added new ramp between building 9 & 10

ITEM 3. **2-C3.1 UNDERGROUND UTILITIES PLAN**
- Reduced the amount of demolition required

ITEM 4. **2-C4.1 HORIZONTAL CONTROL PLAN**
- Change in design to add new ramp
- Modified extent of concrete and asphalt

ITEM 5. **2-C6.0 DETAILS**
- Addition of detail 9

ITEM 6. **2MP-001 LEGENDS & NOTES – MECHANICAL & PLUMBING**
- Edits to model numbers on mechanical schedules
- Change in refrigerant information

ATTACHMENTS:
- 2A-822 BLDG K & 1 EXTERIOR PAINTING SCHEDULE
- 2A-823 BLDG 2 EXTERIOR PAINTING SCHEDULE
- 2A-824 BLDG 3 EXTERIOR PAINTING SCHEDULE
- 2A-825 BLDG 4 EXTERIOR PAINTING SCHEDULE
- 2A-826 BLDG 5 EXTERIOR PAINTING SCHEDULE
- 2A-827 BLDG 6 EXTERIOR PAINTING SCHEDULE
- 2A-828 BLDG 7 EXTERIOR PAINTING SCHEDULE
- 2A-829 BLDG 8 EXTERIOR PAINTING SCHEDULE
- 2A-830 BLDG 9 EXTERIOR PAINTING SCHEDULE
- 2A-831 BLDG 10 EXTERIOR PAINTING SCHEDULE
- 2-C1.1 DEMOLITION PLAN
- 2-C2.1 GRADING & DRAINAGE PLAN
- 2-C3.1 UNDERGROUND UTILITIES PLAN
- 2-C4.1 HORIZONTAL CONTROL PLAN
- 2-C6.0 DETAILS
- 2MP-002 SCHEDULES MECHANICAL & PLUMBING

Autodesk Docs://Mt. Diablo USD - Modernization Projects 2023/23120_MTDUSD_MT DIABLO ES MOD_INC01_A22.rvt 11/19/2024 7:24:01 PM

EXTERIOR ELEVATION GENERAL NOTES

1. FOR WINDOW AND STOREFRONT SIZES AND MOUNTING HEIGHTS SEE WINDOW SCHEDULE.
2. PATCH AND REPAIR EXTERIOR SURFACES AS NEEDED OR WHERE INDICATED
3. ALL WALL PATCHS TO BE PAINTED. MATCH EXISTING EXTERIOR WALL COLOR. PROVIDE A FLUSH TRANSITION BETWEEN EXISTING AND NEW SURFACES.
4. EXTERIOR REPAINTING SCOPE OF WORK:
   - A. REPAIR ALL DAMAGED SURFACES TO ACHIEVE A FLUSH, CLEAN FINISH.
   - B. SAND, CLEAN, AND RE-PRIME ALL EXISTING SURFACES.
   - C. REPAINT ALL EXISTING PAINTED SURFACES, INCLUDING BUT NOT LIMITED TO WALLS, WALKWAY SOFFITS, CONDUITS, PIPES, GUTTERS, DOWNSPOUTS, TRIM, AND DOOR AND WINDOW FRAMES OF EXISTING BUILDINGS.
   - D. REPAINT ALL PAINTED SITE EQUIPMENT, INCLUDING BUT NOT LIMITED TO BENCHES, CANOPY POSTS, BASKETBALL EQUIPMENT, AND FREESTANDING WALLS.
   - E. USE COLORS AS SPECIFIED IN THE DISTRICT-APPROVED COLOR PALETTE.
   - F. PAINT ALL DOOR FRAMES, WINDOW FRAMES AS INDICATED ON THE PLANS.

EXTERIOR PAINTING SCHEDULE

Key Name	DESCRIPTION	MANUFACTURER	FINISH	COLOR	COMMENTS	REMARK
1	EXTERIOR PAINT		EGGSHELL			
2	EXTERIOR ACCENT PAINT		EGGSHELL			
3	EXTERIOR ACCENT PAINT		EGGSHELL			
4	EXTERIOR ACCENT PAINT		EGGSHELL			
5	EXTERIOR FASCIA PAINT		EGGSHELL			
6	EXTERIOR GUTTER PAINT		SEMI-GLOSS			
7	EXTERIOR TRIM PAINT		SEMI-GLOSS			
8	EXTERIOR BUILDING ID PAINT		EGGSHELL			

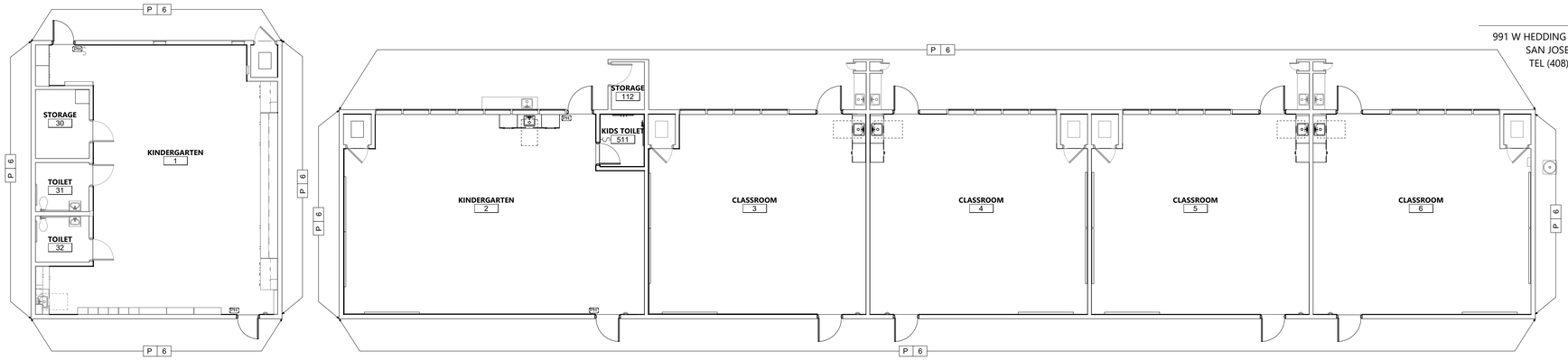

EXTERIOR PAINTING PLAN - BUILDING K & 1 1/8" = 1'-0" | 1

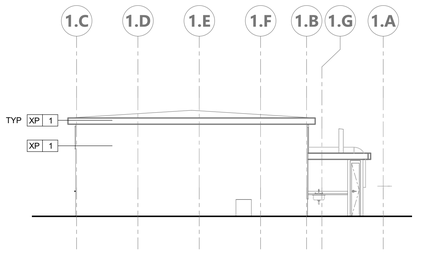

BLDG 1 - EAST EP 1/8" = 1'-0" | 2

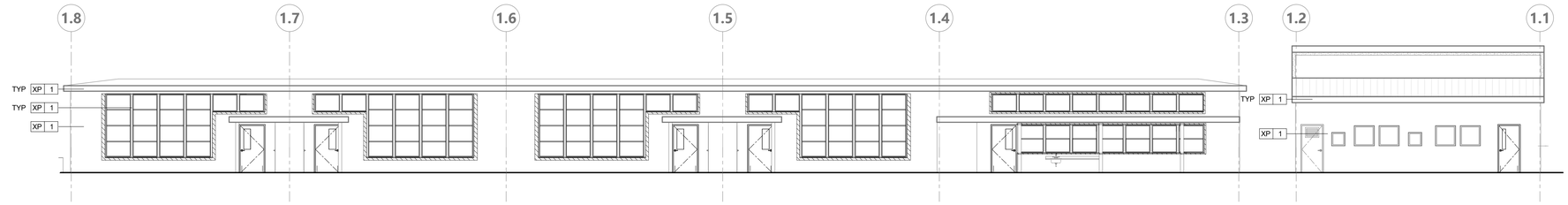

BLDG 1 - NORTH EP 1/8" = 1'-0" | 3

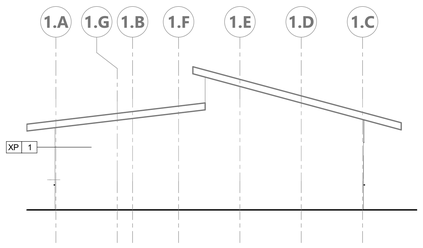

BLDG 1 - WEST EP 1/8" = 1'-0" | 4

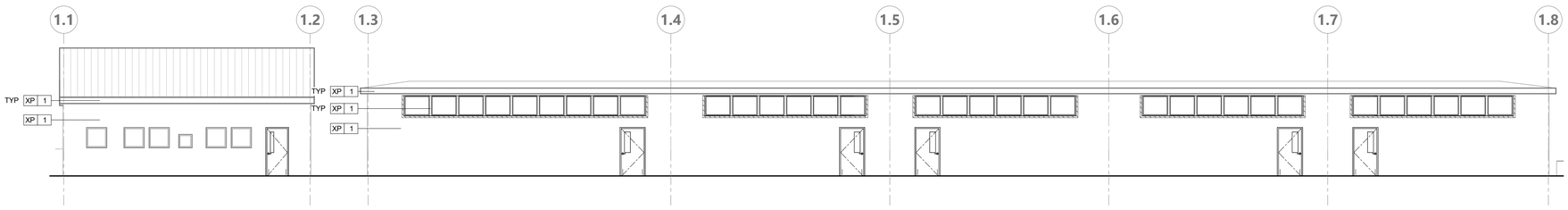

BLDG 1 - SOUTH EP 1/8" = 1'-0" | 5

BLDG K & 1 - EXTERIOR PAINTING SCHEDULE

MT. DIABLO ELEMENTARY SCHOOL MODERNIZATION

196
991 W HEDDING STREET, SUITE 101
SAN JOSE, CA 95126
TEL (408) 715-4470

Autodesk Docs://Mt. Diablo USD - Modernization Projects 2023/23120_MTDUSD_MT DIABLO ES MOD_INC02_A22.rvt 11/19/2024 7:14:1 PM

EXTERIOR ELEVATION GENERAL NOTES

1. FOR WINDOW AND STOREFRONT SIZES AND MOUNTING HEIGHTS SEE WINDOW SCHEDULE.
2. PATCH AND REPAIR EXTERIOR SURFACES AS NEEDED OR WHERE INDICATED
3. ALL WALL PATCHS TO BE PAINTED, MATCH EXISTING EXTEROR WALL COLOR. PROVIDE A FLUSH TRANSITION BETWEEN EXISTING AND NEW SURFACES.
4. EXTERIOR REPAINTING SCOPE OF WORK:
   - A. REPAIR ALL DAMAGED SURFACES TO ACHIEVE A FLUSH, CLEAN FINISH.
   - B. SAND, CLEAN, AND RE-PRIME ALL EXISTING SURFACES.
   - C. REPAINT ALL EXISTING PAINTED SURFACES, INCLUDING BUT NOT LIMITED TO WALLS, WALKWAY SOFFITS, CONDUITS, PIPES, GUTTERS, DOWNSPOUTS, TRIM, AND DOOR AND WINDOW FRAMES OF EXISTING BUILDINGS.
   - D. REPAINT ALL PAINTED SITE EQUIPMENT, INCLUDING BUT NOT LIMITED TO BENCHES, CANOPY POSTS, BASKETBALL EQUIPMENT, AND FREESTANDING WALLS.
   - E. USE COLORS AS SPECIFIED IN THE DISTRICT-APPROVED COLOR PALETTE.
   - F. PAINT ALL DOOR FRAMES, WINDOW FRAMES AS INDICATED ON THE PLANS.

EXTERIOR PAINTING SCHEDULE

Key Name	DESCRIPTION	MANUFACTURER	FINISH	COLOR	COMMENTS	REMARK
1	EXTERIOR PAINT		EGGSHELL			
2	EXTERIOR ACCENT PAINT		EGGSHELL			
3	EXTERIOR ACCENT PAINT		EGGSHELL			
4	EXTERIOR ACCENT PAINT		EGGSHELL			
5	EXTERIOR FASCIA PAINT		EGGSHELL			
6	EXTERIOR GUTTER PAINT		SEMI-GLOSS			
7	EXTERIOR TRIM PAINT		SEMI-GLOSS			
8	EXTERIOR BUILDING ID PAINT		EGGSHELL			

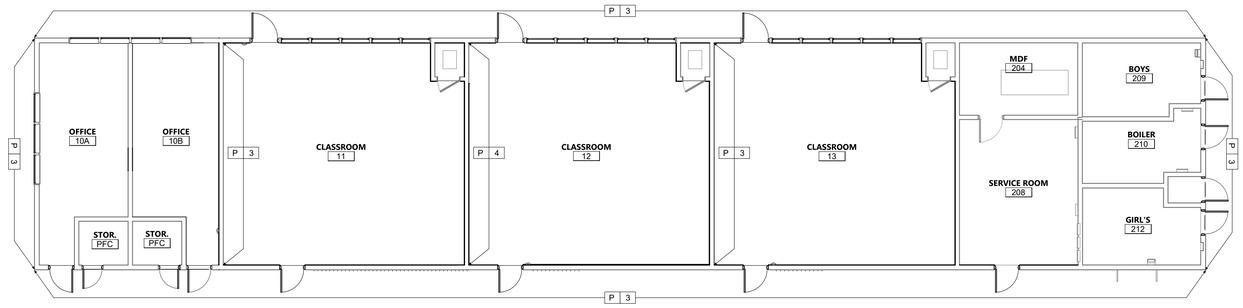

EXTERIOR PAINTING PLAN - BUILDING 2 1/8" = 1'-0" | 1

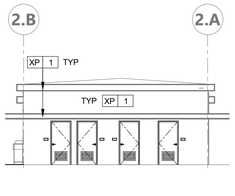

BLDG 2 - EAST EP 1" = 10'-0" | 2

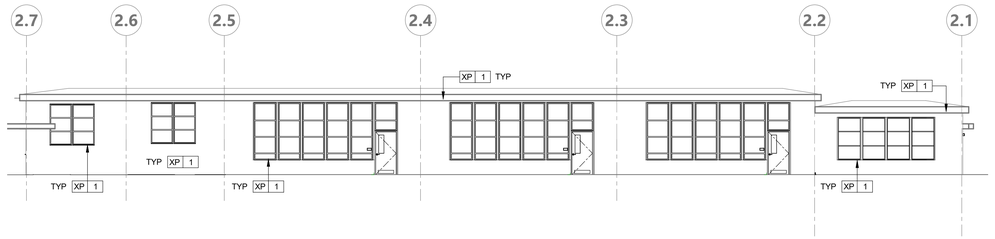

BLDG 2 - NORTH EP 1" = 10'-0" | 3

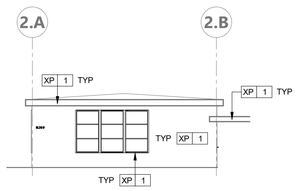

BLDG 2 - WEST EP 1" = 10'-0" | 4

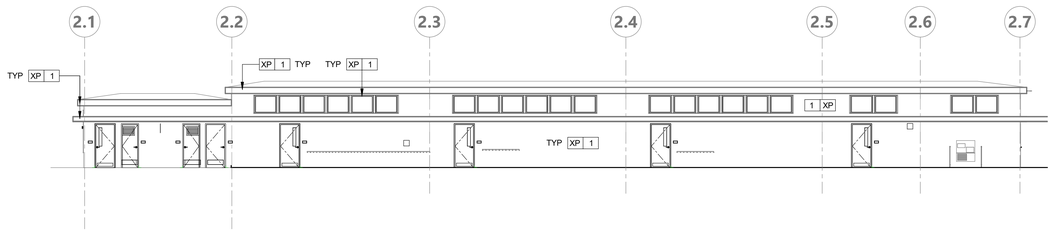

BLDG 2 - SOUTH EP 1" = 10'-0" | 5

991 W HEDDING STREET, SUITE 101
SAN JOSE, CA 95126
TEL (408) 715-4470

BLDG 2 - EXTERIOR PAINTING SCHEDULE

MT. DIABLO ELEMENTARY SCHOOL MODERNIZATION

Autodesk Docs://Mt. Diablo USD - Modernization Projects 2023/23120_MTDUSD_MT DIABLO ES MOD_INC02_A22.rvt 11/19/2024 7:17:43 PM

EXTERIOR ELEVATION GENERAL NOTES

1. FOR WINDOW AND STOREFRONT SIZES AND MOUNTING HEIGHTS SEE WINDOW SCHEDULE.
2. PATCH AND REPAIR EXTERIOR SURFACES AS NEEDED OR WHERE INDICATED
3. ALL WALL PATCHS TO BE PAINTED. MATCH EXISTING EXTERIOR WALL COLOR. PROVIDE A FLUSH TRANSITION BETWEEN EXISTING AND NEW SURFACES.
4. EXTERIOR REPAINTING SCOPE OF WORK:
   - A. REPAIR ALL DAMAGED SURFACES TO ACHIEVE A FLUSH, CLEAN FINISH.
   - B. SAND, CLEAN, AND RE-PRIME ALL EXISTING SURFACES.
   - C. REPAINT ALL EXISTING PAINTED SURFACES, INCLUDING BUT NOT LIMITED TO WALLS, WALKWAY SOFFITS, CONDUITS, PIPES, GUTTERS, DOWNSPOUTS, TRIM, AND DOOR AND WINDOW FRAMES OF EXISTING BUILDINGS.
   - D. REPAINT ALL PAINTED SITE EQUIPMENT, INCLUDING BUT NOT LIMITED TO BENCHES, CANOPY POSTS, BASKETBALL EQUIPMENT, AND FREESTANDING WALLS.
   - E. USE COLORS AS SPECIFIED IN THE DISTRICT-APPROVED COLOR PALETTE.
   - F. PAINT ALL DOOR FRAMES, WINDOW FRAMES AS INDICATED ON THE PLANS.

EXTERIOR PAINTING SCHEDULE

Key Name	DESCRIPTION	MANUFACTURER	FINISH	COLOR	COMMENTS	REMARK
1	EXTERIOR PAINT		EGGSHELL			
2	EXTERIOR ACCENT PAINT		EGGSHELL			
3	EXTERIOR ACCENT PAINT		EGGSHELL			
4	EXTERIOR ACCENT PAINT		EGGSHELL			
5	EXTERIOR FASCIA PAINT		EGGSHELL			
6	EXTERIOR GUTTER PAINT		SEMI-GLOSS			
7	EXTERIOR TRIM PAINT		SEMI-GLOSS			
8	EXTERIOR BUILDING ID PAINT		EGGSHELL			

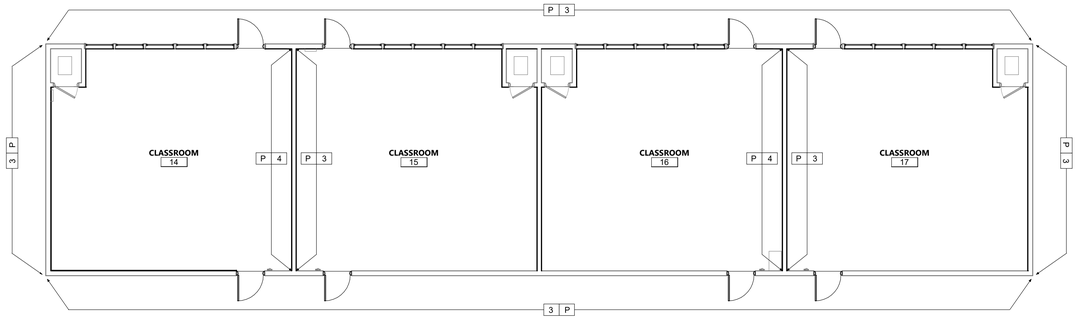

EXTERIOR PAINTING PLAN - BUILDING 3 1/8" = 1'-0" | 1

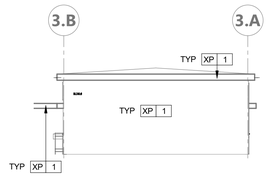

BLDG 3 - EAST EP 1" = 10'-0" | 2

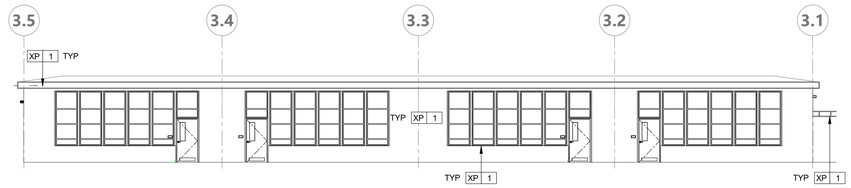

BLDG 3 - NORTH EP 1" = 10'-0" | 3

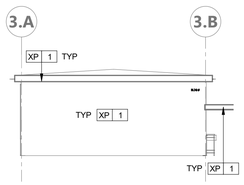

BLDG 3 - WEST EP 1" = 10'-0" | 4

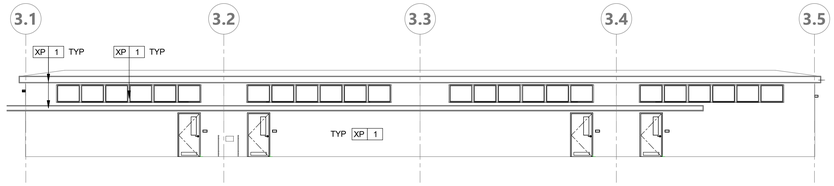

BLDG 3 - SOUTH EP 1" = 10'-0" | 5

BLDG 3 - EXTERIOR PAINTING SCHEDULE

MT. DIABLO ELEMENTARY SCHOOL MODERNIZATION

19six

991 W HEDDING STREET, SUITE 101
SAN JOSE, CA 95126
TEL (408) 715-4470

Autodesk Docs://Mt. Diablo USD - Modernization Projects 2023/23120_MTDUSD_MT DIABLO ES MOD_INCOR_A22.rvt 11/19/2024 7:17:44 PM

EXTERIOR ELEVATION GENERAL NOTES

1. FOR WINDOW AND STOREFRONT SIZES AND MOUNTING HEIGHTS SEE WINDOW SCHEDULE.
2. PATCH AND REPAIR EXTERIOR SURFACES AS NEEDED OR WHERE INDICATED
3. ALL WALL PATCHS TO BE PAINTED. MATCH EXISTING EXTERIOR WALL COLOR. PROVIDE A FLUSH TRANSITION BETWEEN EXISTING AND NEW SURFACES.
4. EXTERIOR REPAINTING SCOPE OF WORK:
   - A. REPAIR ALL DAMAGED SURFACES TO ACHIEVE A FLUSH, CLEAN FINISH.
   - B. SAND, CLEAN, AND RE-PRIME ALL EXISTING SURFACES.
   - C. REPAINT ALL EXISTING PAINTED SURFACES, INCLUDING BUT NOT LIMITED TO WALLS, WALKWAY SOFFITS, CONDUITS, PIPES, GUTTERS, DOWNSPOUTS, TRIM, AND DOOR AND WINDOW FRAMES OF EXISTING BUILDINGS.
   - D. REPAINT ALL PAINTED SITE EQUIPMENT, INCLUDING BUT NOT LIMITED TO BENCHES, CANOPY POSTS, BASKETBALL EQUIPMENT, AND FREESTANDING WALLS.
   - E. USE COLORS AS SPECIFIED IN THE DISTRICT-APPROVED COLOR PALETTE.
   - F. PAINT ALL DOOR FRAMES, WINDOW FRAMES AS INDICATED ON THE PLANS.

EXTERIOR PAINTING SCHEDULE

Key Name	DESCRIPTION	MANUFACTURER	FINISH	COLOR	COMMENTS	REMARK
1	EXTERIOR PAINT		EGGSHELL			
2	EXTERIOR ACCENT PAINT		EGGSHELL			
3	EXTERIOR ACCENT PAINT		EGGSHELL			
4	EXTERIOR ACCENT PAINT		EGGSHELL			
5	EXTERIOR FASCIA PAINT		EGGSHELL			
6	EXTERIOR GUTTER PAINT		SEMI-GLOSS			
7	EXTERIOR TRIM PAINT		SEMI-GLOSS			
8	EXTERIOR BUILDING ID PAINT		EGGSHELL			

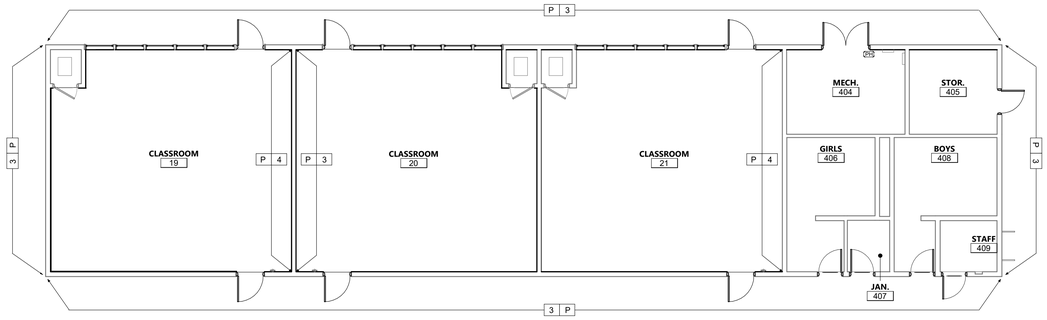

EXTERIOR PAINTING PLAN - BUILDING 4 — 1/8" = 1'-0" — 1

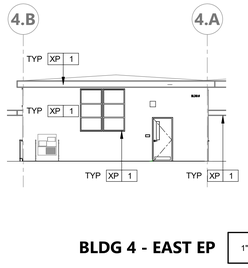

BLDG 4 - EAST EP — 1" = 10'-0" — 2

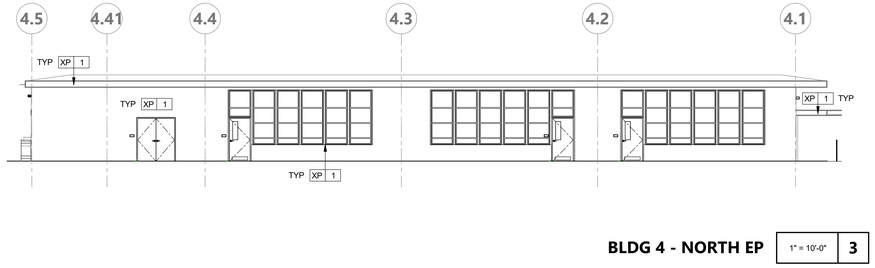

BLDG 4 - NORTH EP — 1" = 10'-0" — 3

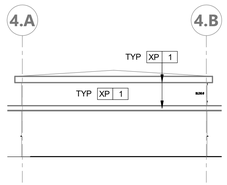

BLDG 4 - WEST EP — 1" = 10'-0" — 4

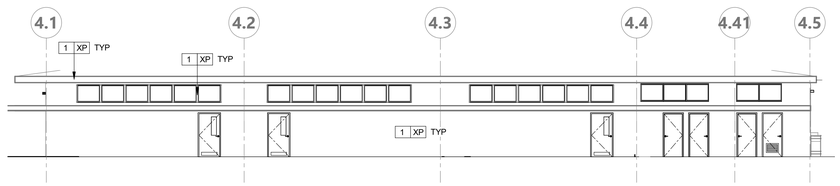

BLDG 4 - SOUTH EP — 1" = 10'-0" — 5

19six
991 W HEDDING STREET, SUITE 101
SAN JOSE, CA 95126
TEL (408) 715-4470

BLDG 4 - EXTERIOR PAINTING SCHEDULE

MT. DIABLO ELEMENTARY SCHOOL MODERNIZATION

Autodesk Docs://Mt. Diablo USD - Modernization Projects 2023/23120_MTDUSD_MT DIABLO ES MOD_INC01_A22.rvt 11/19/2024 7:24:04 PM

EXTERIOR ELEVATION GENERAL NOTES

1. FOR WINDOW AND STOREFRONT SIZES AND MOUNTING HEIGHTS SEE WINDOW SCHEDULE.
2. PATCH AND REPAIR EXTERIOR SURFACES AS NEEDED OR WHERE INDICATED
3. ALL WALL PATCHS TO BE PAINTED, MATCH EXISTING EXTEROR WALL COLOR. PROVIDE A FLUSH TRANSITION BETWEEN EXISTING AND NEW SURFACES.
4. EXTERIOR REPAINTING SCOPE OF WORK:
   - A. REPAIR ALL DAMAGED SURFACES TO ACHIEVE A FLUSH, CLEAN FINISH.
   - B. SAND, CLEAN, AND RE-PRIME ALL EXISTING SURFACES.
   - C. REPAINT ALL EXISTING PAINTED SURFACES, INCLUDING BUT NOT LIMITED TO WALLS, WALKWAY SOFFITS, CONDUITS, PIPES, GUTTERS, DOWNSPOUTS, TRIM, AND DOOR AND WINDOW FRAMES OF EXISTING BUILDINGS.
   - D. REPAINT ALL PAINTED SITE EQUIPMENT, INCLUDING BUT NOT LIMITED TO BENCHES, CANOPY POSTS, BASKETBALL EQUIPMENT, AND FREESTANDING WALLS.
   - E. USE COLORS AS SPECIFIED IN THE DISTRICT-APPROVED COLOR PALETTE.
   - F. PAINT ALL DOOR FRAMES, WINDOW FRAMES AS INDICATED ON THE PLANS.

EXTERIOR PAINTING SCHEDULE

Key Name	DESCRIPTION	MANUFACTURER	FINISH	COLOR	COMMENTS	REMARK
1	EXTERIOR PAINT		EGGSHELL			
2	EXTERIOR ACCENT PAINT		EGGSHELL			
3	EXTERIOR ACCENT PAINT		EGGSHELL			
4	EXTERIOR ACCENT PAINT		EGGSHELL			
5	EXTERIOR FASCIA PAINT		EGGSHELL			
6	EXTERIOR GUTTER PAINT		SEMI-GLOSS			
7	EXTERIOR TRIM PAINT		SEMI-GLOSS			
8	EXTERIOR BUILDING ID PAINT		EGGSHELL			

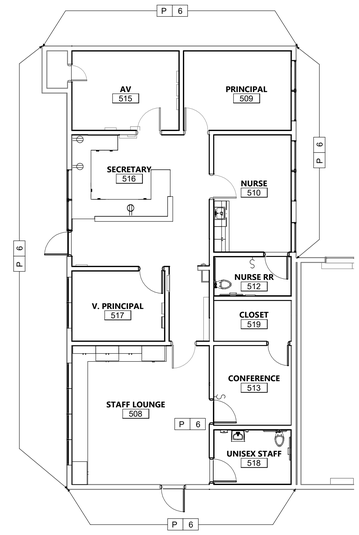

EXTERIOR PAINTING PLAN - BUILDING 5 ADMIN 1/8" = 1'-0" | 1

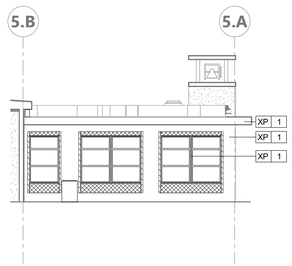

BLDG 5 - EAST EP 1/8" = 1'-0" | 2

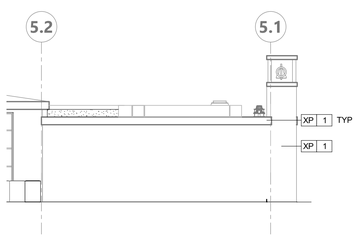

BLDG 5 - NORTH EP 1/8" = 1'-0" | 3

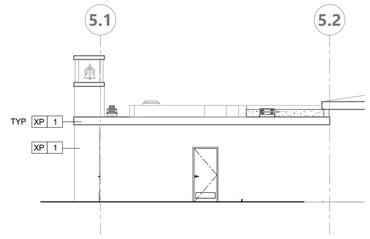

BLDG 5 - SOUTH EP 1/8" = 1'-0" | 4

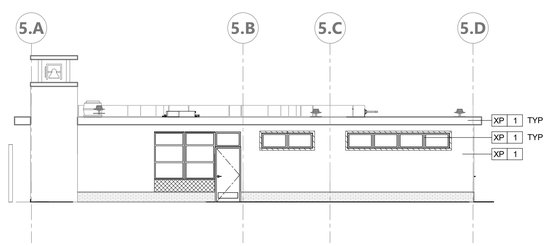

BLDG 5 - WEST EP 1/8" = 1'-0" | 5

991 W HEDDING STREET, SUITE 101
SAN JOSE, CA 95126
TEL (408) 715-4470

BLDG 5 - EXTERIOR PAINTING SCHEDULE

MT. DIABLO ELEMENTARY SCHOOL MODERNIZATION

11/19/2024 7:47 PM
Autodesk Docs://Mt. Diablo USD - Modernization Projects 2023/23120_MTDUSD_MT DIABLO ES MOD_INCOZ_A22.rvt

EXTERIOR ELEVATION GENERAL NOTES

1. FOR WINDOW AND STOREFRONT SIZES AND MOUNTING HEIGHTS SEE WINDOW SCHEDULE.
2. PATCH AND REPAIR EXTERIOR SURFACES AS NEEDED OR WHERE INDICATED
3. ALL WALL PATCHS TO BE PAINTED. MATCH EXISTING EXTERIOR WALL COLOR. PROVIDE A FLUSH TRANSITION BETWEEN EXISTING AND NEW SURFACES.
4. EXTERIOR REPAINTING SCOPE OF WORK:
   - A. REPAIR ALL DAMAGED SURFACES TO ACHIEVE A FLUSH, CLEAN FINISH.
   - B. SAND, CLEAN, AND RE-PRIME ALL EXISTING SURFACES.
   - C. REPAINT ALL EXISTING PAINTED SURFACES, INCLUDING BUT NOT LIMITED TO WALLS, WALKWAY SOFFITS, CONDUITS, PIPES, GUTTERS, DOWNSPOUTS, TRIM, AND DOOR AND WINDOW FRAMES OF EXISTING BUILDINGS.
   - D. REPAINT ALL PAINTED SITE EQUIPMENT, INCLUDING BUT NOT LIMITED TO BENCHES, CANOPY POSTS, BASKETBALL EQUIPMENT, AND FREESTANDING WALLS.
   - E. USE COLORS AS SPECIFIED IN THE DISTRICT-APPROVED COLOR PALETTE.
   - F. PAINT ALL DOOR FRAMES, WINDOW FRAMES AS INDICATED ON THE PLANS.

EXTERIOR PAINTING SCHEDULE

Key Name	DESCRIPTION	MANUFACTURER	FINISH	COLOR	COMMENTS	REMARK
1	EXTERIOR PAINT		EGGSHELL			
2	EXTERIOR ACCENT PAINT		EGGSHELL			
3	EXTERIOR ACCENT PAINT		EGGSHELL			
4	EXTERIOR ACCENT PAINT		EGGSHELL			
5	EXTERIOR FASCIA PAINT		EGGSHELL			
6	EXTERIOR GUTTER PAINT		SEMI-GLOSS			
7	EXTERIOR TRIM PAINT		SEMI-GLOSS			
8	EXTERIOR BUILDING ID PAINT		EGGSHELL			

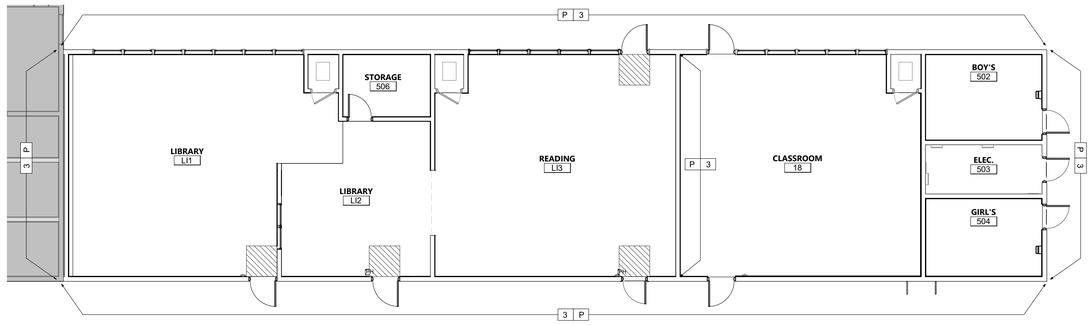

EXTERIOR PAINTING PLAN - BUILDING 5 1/8" = 1'-0" | 1

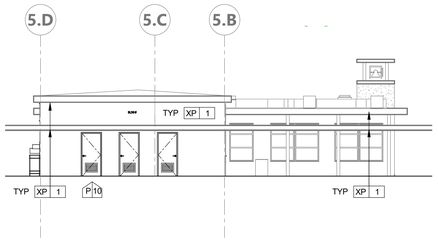

BLDG 5 - EAST EP 1" = 10'-0" | 2

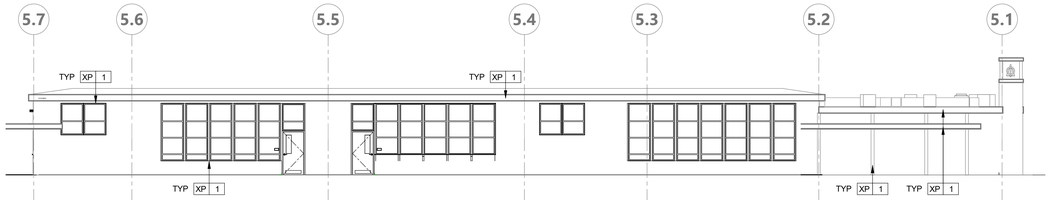

BLDG 5 - NORTH EP 1" = 10'-0" | 3

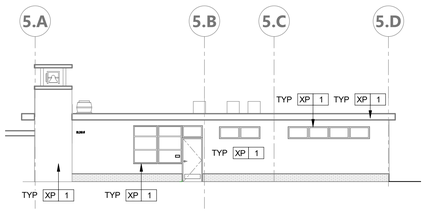

BLDG 5 - WEST EP 1" = 10'-0" | 4

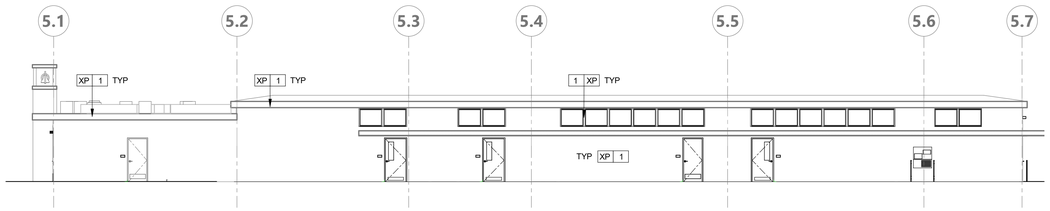

BLDG 5 - SOUTH EP 1" = 10'-0" | 5

991 W HEDDING STREET, SUITE 101
SAN JOSE, CA 95126
TEL (408) 715-4470

BLDG 5 - EXTERIOR PAINTING SCHEDULE

MT. DIABLO ELEMENTARY SCHOOL MODERNIZATION

Autodesk Docs://Mt. Diablo USD - Modernization Projects 2023/23120_MTDUSD_MT DIABLO ES MOD_INCOL_A22.rvt 11/19/2024 4:17:50 PM

EXTERIOR ELEVATION GENERAL NOTES

1. FOR WINDOW AND STOREFRONT SIZES AND MOUNTING HEIGHTS SEE WINDOW SCHEDULE.
2. PATCH AND REPAIR EXTERIOR SURFACES AS NEEDED OR WHERE INDICATED
3. ALL WALL PATCHS TO BE PAINTED. MATCH EXISTING EXTEROR WALL COLOR. PROVIDE A FLUSH TRANSITION BETWEEN EXISTING AND NEW SURFACES.
4. EXTERIOR REPAINTING SCOPE OF WORK:
   - A. REPAIR ALL DAMAGED SURFACES TO ACHIEVE A FLUSH, CLEAN FINISH.
   - B. SAND, CLEAN, AND RE-PRIME ALL EXISTING SURFACES.
   - C. REPAINT ALL EXISTING PAINTED SURFACES, INCLUDING BUT NOT LIMITED TO WALLS, WALKWAY SOFFITS, CONDUITS, PIPES, GUTTERS, DOWNSPOUTS, TRIM, AND DOOR AND WINDOW FRAMES OF EXISTING BUILDINGS.
   - D. REPAINT ALL PAINTED SITE EQUIPMENT, INCLUDING BUT NOT LIMITED TO BENCHES, CANOPY POSTS, BASKETBALL EQUIPMENT, AND FREESTANDING WALLS.
   - E. USE COLORS AS SPECIFIED IN THE DISTRICT-APPROVED COLOR PALETTE.
   - F. PAINT ALL DOOR FRAMES, WINDOW FRAMES AS INDICATED ON THE PLANS.

EXTERIOR PAINTING SCHEDULE

Key Name	DESCRIPTION	MANUFACTURER	FINISH	COLOR	COMMENTS	REMARK
1	EXTERIOR PAINT		EGGSHELL			
2	EXTERIOR ACCENT PAINT		EGGSHELL			
3	EXTERIOR ACCENT PAINT		EGGSHELL			
4	EXTERIOR ACCENT PAINT		EGGSHELL			
5	EXTERIOR FASCIA PAINT		EGGSHELL			
6	EXTERIOR GUTTER PAINT		SEMI-GLOSS			
7	EXTERIOR TRIM PAINT		SEMI-GLOSS			
8	EXTERIOR BUILDING ID PAINT		EGGSHELL			

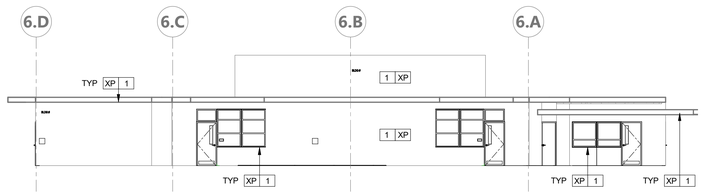

BLDG 6 - EAST EP 1" = 10'-0" | 2

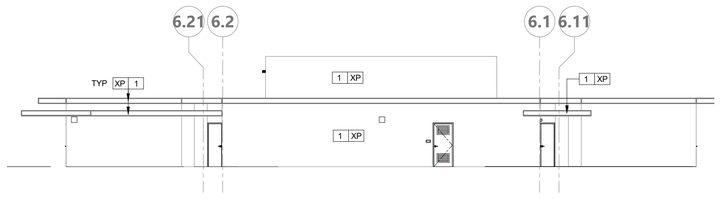

BLDG 6 - NORTH EP 1" = 10'-0" | 3

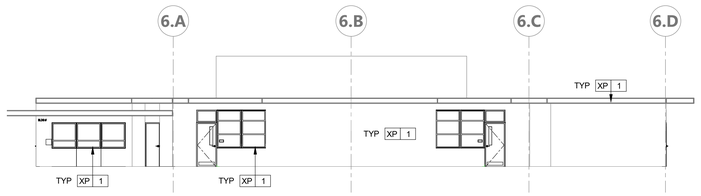

BLDG 6 - WEST EP 1" = 10'-0" | 4

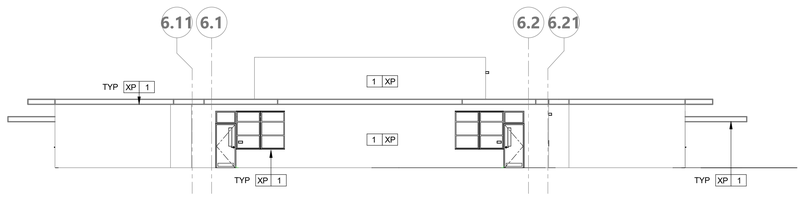

BLDG 6 - SOUTH EP 1" = 10'-0" | 5

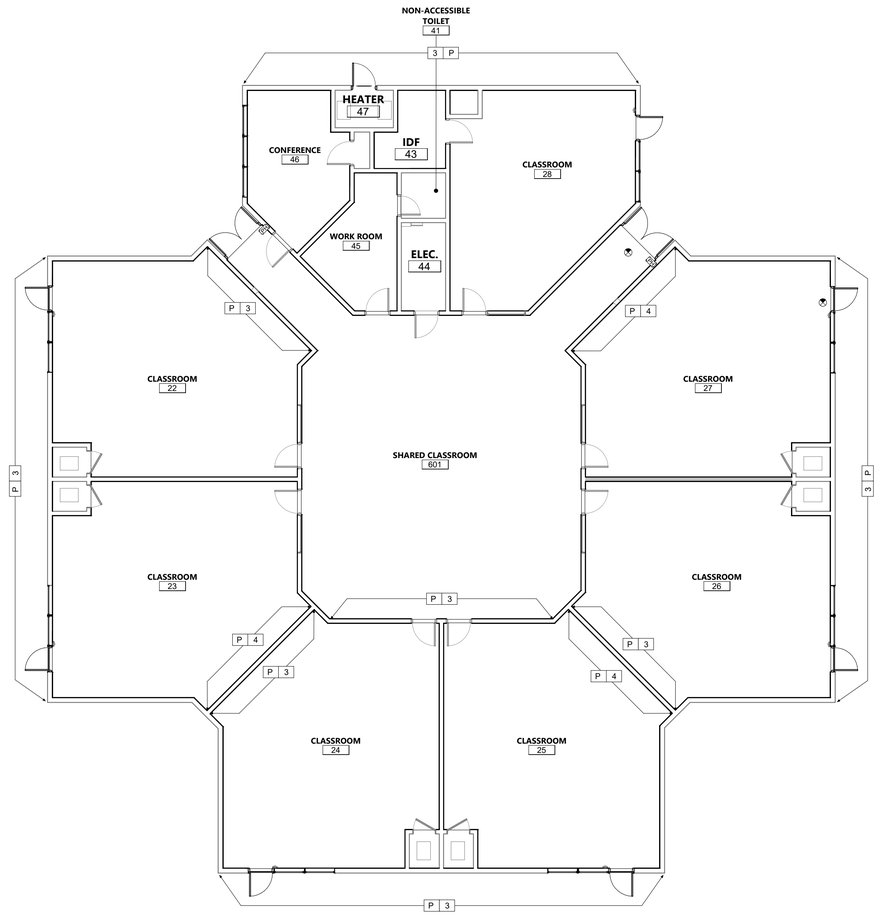

EXTERIOR PAINTING PLAN - BUILDING 6 1/8" = 1'-0" | 1

991 W HEDDING STREET, SUITE 101
SAN JOSE, CA 95126
TEL (408) 715-4470

BLDG 6 - EXTERIOR PAINTING SCHEDULE

MT. DIABLO ELEMENTARY SCHOOL MODERNIZATION

Autodesk Docs://Mt. Diablo USD - Modernization Projects 2023/23120_MTDUSD_MT DIABLO ES MOD_INC01_A22.rvt 11/19/2024 7:24:06 PM

EXTERIOR ELEVATION GENERAL NOTES

1. FOR WINDOW AND STOREFRONT SIZES AND MOUNTING HEIGHTS SEE WINDOW SCHEDULE.
2. PATCH AND REPAIR EXTERIOR SURFACES AS NEEDED OR WHERE INDICATED
3. ALL WALL PATCHS TO BE PAINTED. MATCH EXISTING EXTEROR WALL COLOR. PROVIDE A FLUSH TRANSITION BETWEEN EXISTING AND NEW SURFACES.
4. EXTERIOR REPAINTING SCOPE OF WORK:
   - A. REPAIR ALL DAMAGED SURFACES TO ACHIEVE A FLUSH, CLEAN FINISH.
   - B. SAND, CLEAN, AND RE-PRIME ALL EXISTING SURFACES.
   - C. REPAINT ALL EXISTING PAINTED SURFACES, INCLUDING BUT NOT LIMITED TO WALLS, WALKWAY SOFFITS, CONDUITS, PIPES, GUTTERS, DOWNSPOUTS, TRIM, AND DOOR AND WINDOW FRAMES OF EXISTING BUILDINGS.
   - D. REPAINT ALL PAINTED SITE EQUIPMENT, INCLUDING BUT NOT LIMITED TO BENCHES, CANOPY POSTS, BASKETBALL EQUIPMENT, AND FREESTANDING WALLS.
   - E. USE COLORS AS SPECIFIED IN THE DISTRICT-APPROVED COLOR PALETTE.
   - F. PAINT ALL DOOR FRAMES, WINDOW FRAMES AS INDICATED ON THE PLANS.

EXTERIOR PAINTING SCHEDULE

Key Name	DESCRIPTION	MANUFACTURER	FINISH	COLOR	COMMENTS	REMARK
1	EXTERIOR PAINT		EGGSHELL			
2	EXTERIOR ACCENT PAINT		EGGSHELL			
3	EXTERIOR ACCENT PAINT		EGGSHELL			
4	EXTERIOR ACCENT PAINT		EGGSHELL			
5	EXTERIOR FASCIA PAINT		EGGSHELL			
6	EXTERIOR GUTTER PAINT		SEMI-GLOSS			
7	EXTERIOR TRIM PAINT		SEMI-GLOSS			
8	EXTERIOR BUILDING ID PAINT		EGGSHELL			

196

991 W HEDDING STREET, SUITE 101
SAN JOSE, CA 95126
TEL (408) 715-4470

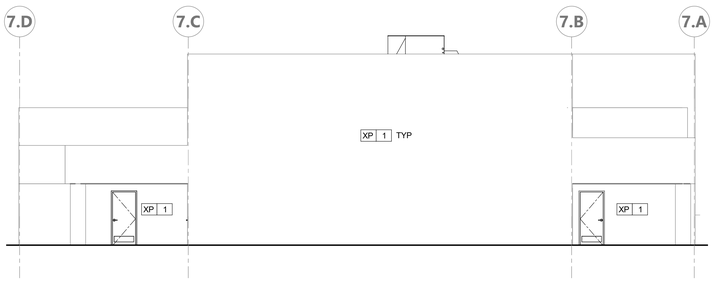

BLDG 7 - EAST EP 1/8" = 1'-0" 2

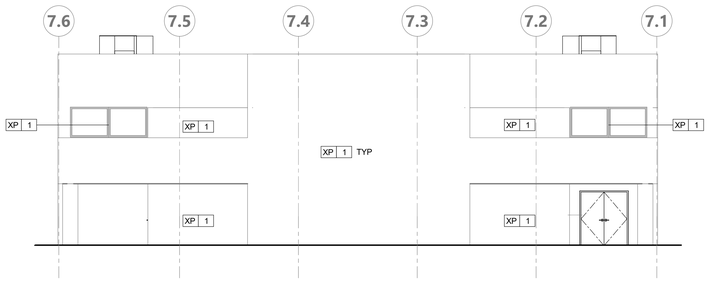

BLDG 7 - NORTH EP 1/8" = 1'-0" 3

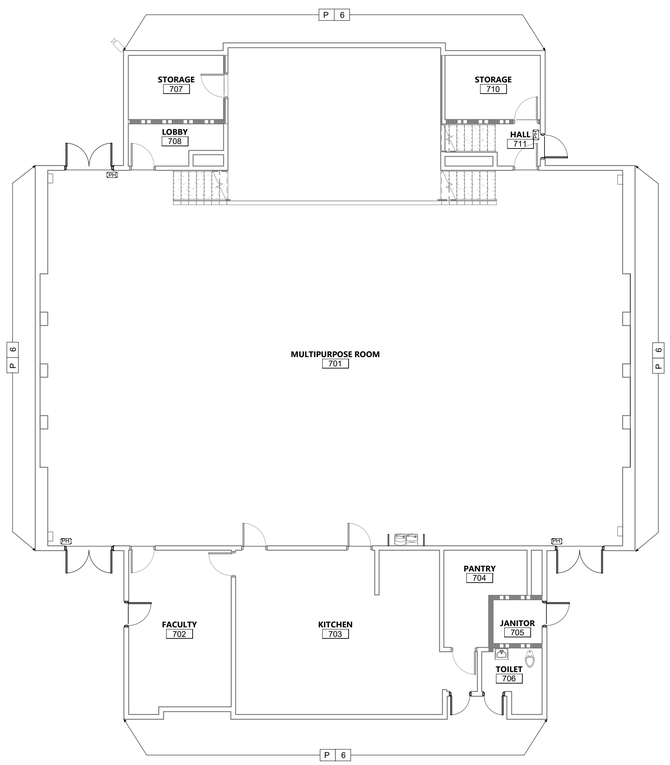

EXTERIOR PAINTING PLAN - BUILDING 7 1/8" = 1'-0" 1

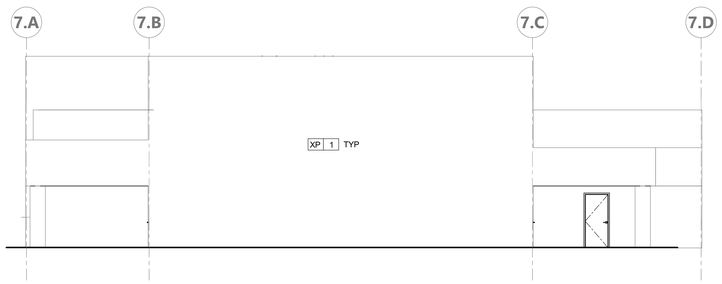

BLDG 7 - WEST EP 1/8" = 1'-0" 4

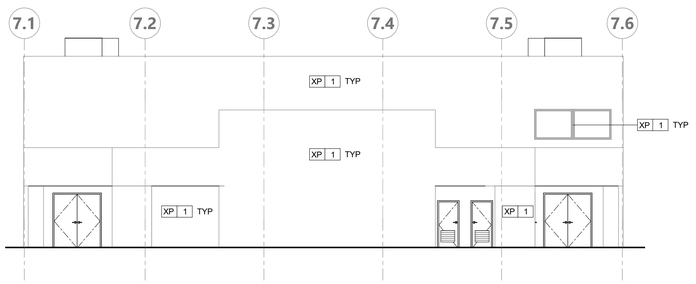

BLDG 7 - SOUTH EP 1/8" = 1'-0" 5

BLDG 7 - EXTERIOR PAINTING SCHEDULE

MT. DIABLO ELEMENTARY SCHOOL MODERNIZATION

Autodesk Docs://Mt. Diablo USD - Modernization Projects 2023/23120_MTDUSD_MT DIABLO ES MOD_INC01_A22.rvt 11/19/2024 7:24:07 PM

EXTERIOR ELEVATION GENERAL NOTES

1. FOR WINDOW AND STOREFRONT SIZES AND MOUNTING HEIGHTS SEE WINDOW SCHEDULE.
2. PATCH AND REPAIR EXTERIOR SURFACES AS NEEDED OR WHERE INDICATED
3. ALL WALL PATCHS TO BE PAINTED. MATCH EXISTING EXTEROR WALL COLOR. PROVIDE A FLUSH TRANSITION BETWEEN EXISTING AND NEW SURFACES.
4. EXTERIOR REPAINTING SCOPE OF WORK:
   - A. REPAIR ALL DAMAGED SURFACES TO ACHIEVE A FLUSH, CLEAN FINISH.
   - B. SAND, CLEAN, AND RE-PRIME ALL EXISTING SURFACES.
   - C. REPAINT ALL EXISTING PAINTED SURFACES, INCLUDING BUT NOT LIMITED TO WALLS, WALKWAY SOFFITS, CONDUITS, PIPES, GUTTERS, DOWNSPOUTS, TRIM, AND DOOR AND WINDOW FRAMES OF EXISTING BUILDINGS.
   - D. REPAINT ALL PAINTED SITE EQUIPMENT, INCLUDING BUT NOT LIMITED TO BENCHES, CANOPY POSTS, BASKETBALL EQUIPMENT, AND FREESTANDING WALLS.
   - E. USE COLORS AS SPECIFIED IN THE DISTRICT-APPROVED COLOR PALETTE.
   - F. PAINT ALL DOOR FRAMES, WINDOW FRAMES AS INDICATED ON THE PLANS.

EXTERIOR PAINTING SCHEDULE

Key Name	DESCRIPTION	MANUFACTURER	FINISH	COLOR	COMMENTS	REMARK
1	EXTERIOR PAINT		EGGSHELL			
2	EXTERIOR ACCENT PAINT		EGGSHELL			
3	EXTERIOR ACCENT PAINT		EGGSHELL			
4	EXTERIOR ACCENT PAINT		EGGSHELL			
5	EXTERIOR FASCIA PAINT		EGGSHELL			
6	EXTERIOR GUTTER PAINT		SEMI-GLOSS			
7	EXTERIOR TRIM PAINT		SEMI-GLOSS			
8	EXTERIOR BUILDING ID PAINT		EGGSHELL			

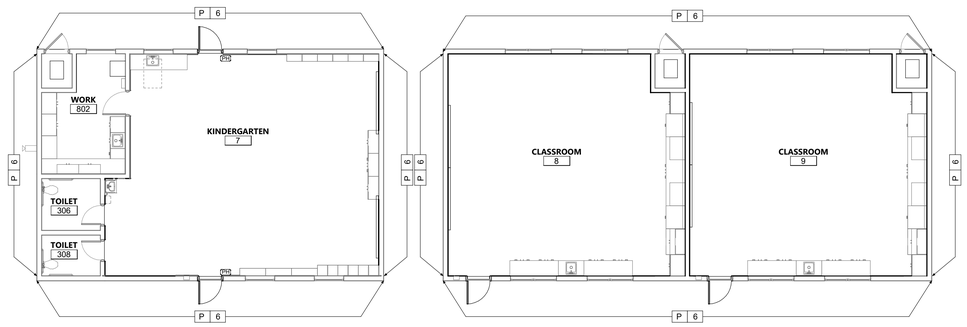

EXTERIOR PAINTING PLAN - BUILDING 8 1/8" = 1'-0" | 1

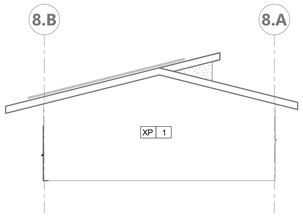

BLDG 8 - EAST EP 1/8" = 1'-0" | 2



BLDG 8 - NORTH EP 1/8" = 1'-0" | 3

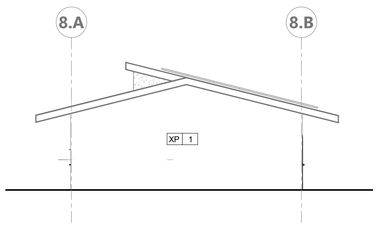

BLDG 8 - WEST EP 1/8" = 1'-0" | 4



BLDG 8 - SOUTH EP 1/8" = 1'-0" | 5

991 W HEDDING STREET, SUITE 101
SAN JOSE, CA 95126
TEL (408) 715-4470

BLDG 8 - EXTERIOR PAINTING SCHEDULE

MT. DIABLO ELEMENTARY SCHOOL MODERNIZATION

Autodesk Docs://Mt. Diablo USD - Modernization Projects 2023/23120_MTDUSD_MT DIABLO ES MOD_INC02_A22.rvt 11/19/2024 7:17:53 PM

EXTERIOR ELEVATION GENERAL NOTES

1. FOR WINDOW AND STOREFRONT SIZES AND MOUNTING HEIGHTS SEE WINDOW SCHEDULE.
2. PATCH AND REPAIR EXTERIOR SURFACES AS NEEDED OR WHERE INDICATED
3. ALL WALL PATCHS TO BE PAINTED, MATCH EXISTING EXTEROR WALL COLOR. PROVIDE A FLUSH TRANSITION BETWEEN EXISTING AND NEW SURFACES.
4. EXTERIOR REPAINTING SCOPE OF WORK:
   - A. REPAIR ALL DAMAGED SURFACES TO ACHIEVE A FLUSH, CLEAN FINISH.
   - B. SAND, CLEAN, AND RE-PRIME ALL EXISTING SURFACES.
   - C. REPAINT ALL EXISTING PAINTED SURFACES, INCLUDING BUT NOT LIMITED TO WALLS, WALKWAY SOFFITS, CONDUITS, PIPES, GUTTERS, DOWNSPOUTS, TRIM, AND DOOR AND WINDOW FRAMES OF EXISTING BUILDINGS.
   - D. REPAINT ALL PAINTED SITE EQUIPMENT, INCLUDING BUT NOT LIMITED TO BENCHES, CANOPY POSTS, BASKETBALL EQUIPMENT, AND FREESTANDING WALLS.
   - E. USE COLORS AS SPECIFIED IN THE DISTRICT-APPROVED COLOR PALETTE.
   - F. PAINT ALL DOOR FRAMES, WINDOW FRAMES AS INDICATED ON THE PLANS.

EXTERIOR PAINTING SCHEDULE

Key Name	DESCRIPTION	MANUFACTURER	FINISH	COLOR	COMMENTS	REMARK
1	EXTERIOR PAINT		EGGSHELL			
2	EXTERIOR ACCENT PAINT		EGGSHELL			
3	EXTERIOR ACCENT PAINT		EGGSHELL			
4	EXTERIOR ACCENT PAINT		EGGSHELL			
5	EXTERIOR FASCIA PAINT		EGGSHELL			
6	EXTERIOR GUTTER PAINT		SEMI-GLOSS			
7	EXTERIOR TRIM PAINT		SEMI-GLOSS			
8	EXTERIOR BUILDING ID PAINT		EGGSHELL			

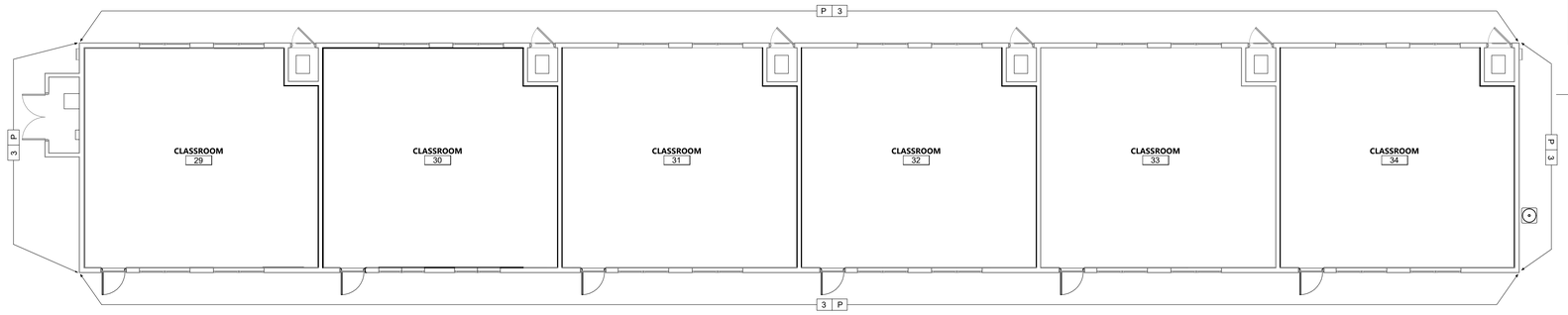

EXTERIOR PAINTING PLAN - BUILDING 9 1/8" = 1'-0" | 1

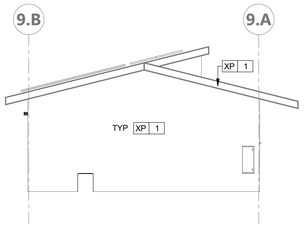

BLDG 9 - EAST EP 1/8" = 1'-0" | 2

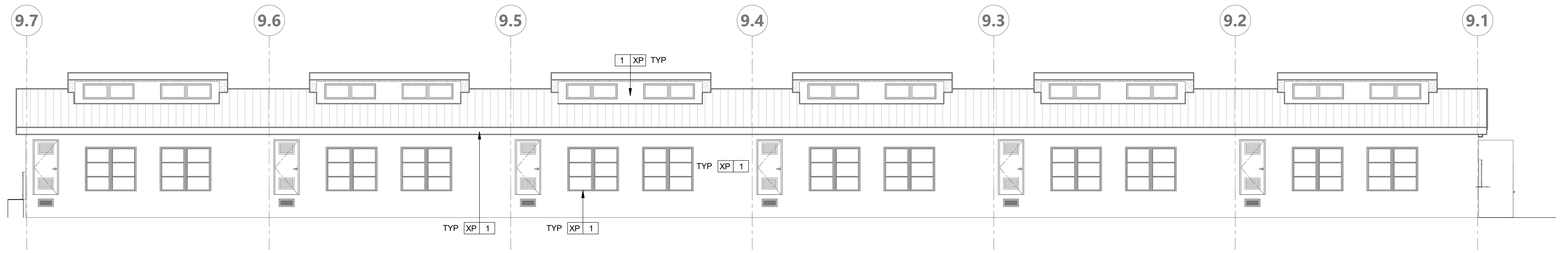

BLDG 9 - NORTH EP 1/8" = 1'-0" | 3

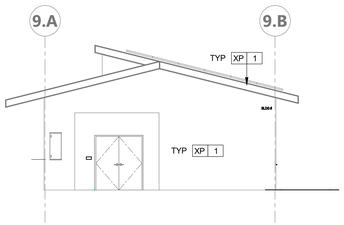

BLDG 9 - WEST EP 1/8" = 1'-0" | 4

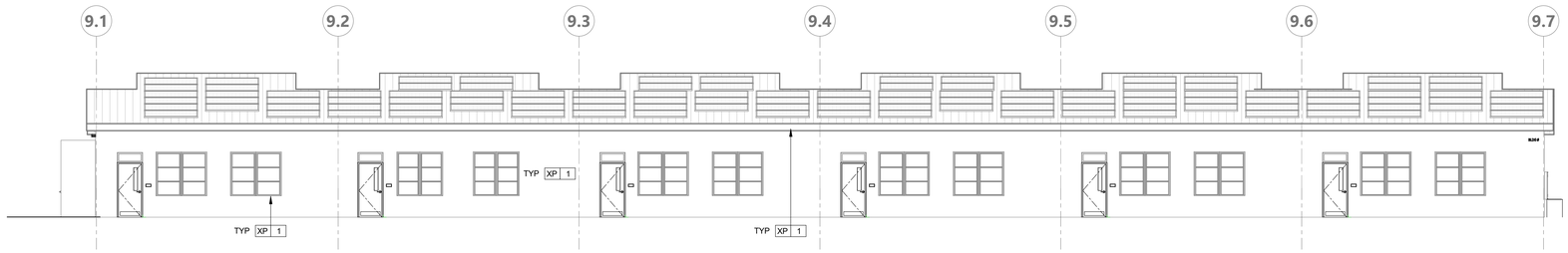

BLDG 9 - SOUTH EP 1/8" = 1'-0" | 5

19six

991 W HEDDING STREET, SUITE 101
SAN JOSE, CA 95126
TEL (408) 715-4470

BLDG 9 - EXTERIOR PAINTING SCHEDULE

MT. DIABLO ELEMENTARY SCHOOL MODERNIZATION

Autodesk Docs://Mt. Diablo USD - Modernization Projects 2023/23120_MTDUSD_MT DIABLO ES MOD_INC02_A22.rvt 11/19/2024 7:17:56 PM

EXTERIOR ELEVATION GENERAL NOTES

1. FOR WINDOW AND STOREFRONT SIZES AND MOUNTING HEIGHTS SEE WINDOW SCHEDULE.
2. PATCH AND REPAIR EXTERIOR SURFACES AS NEEDED OR WHERE INDICATED
3. ALL WALL PATCHS TO BE PAINTED. MATCH EXISTING EXTERIOR WALL COLOR. PROVIDE A FLUSH TRANSITION BETWEEN EXISTING AND NEW SURFACES.
4. EXTERIOR REPAINTING SCOPE OF WORK:
   - A. REPAIR ALL DAMAGED SURFACES TO ACHIEVE A FLUSH, CLEAN FINISH.
   - B. SAND, CLEAN, AND RE-PRIME ALL EXISTING SURFACES.
   - C. REPAINT ALL EXISTING PAINTED SURFACES, INCLUDING BUT NOT LIMITED TO WALLS, WALKWAY SOFFITS, CONDUITS, PIPES, GUTTERS, DOWNSPOUTS, TRIM, AND DOOR AND WINDOW FRAMES OF EXISTING BUILDINGS.
   - D. REPAINT ALL PAINTED SITE EQUIPMENT, INCLUDING BUT NOT LIMITED TO BENCHES, CANOPY POSTS, BASKETBALL EQUIPMENT, AND FREESTANDING WALLS.
   - E. USE COLORS AS SPECIFIED IN THE DISTRICT-APPROVED COLOR PALETTE.
   - F. PAINT ALL DOOR FRAMES, WINDOW FRAMES AS INDICATED ON THE PLANS.

EXTERIOR PAINTING SCHEDULE

Key Name	DESCRIPTION	MANUFACTURER	FINISH	COLOR	COMMENTS	REMARK
1	EXTERIOR PAINT		EGGSHELL			
2	EXTERIOR ACCENT PAINT		EGGSHELL			
3	EXTERIOR ACCENT PAINT		EGGSHELL			
4	EXTERIOR ACCENT PAINT		EGGSHELL			
5	EXTERIOR FASCIA PAINT		EGGSHELL			
6	EXTERIOR GUTTER PAINT		SEMI-GLOSS			
7	EXTERIOR TRIM PAINT		SEMI-GLOSS			
8	EXTERIOR BUILDING ID PAINT		EGGSHELL			

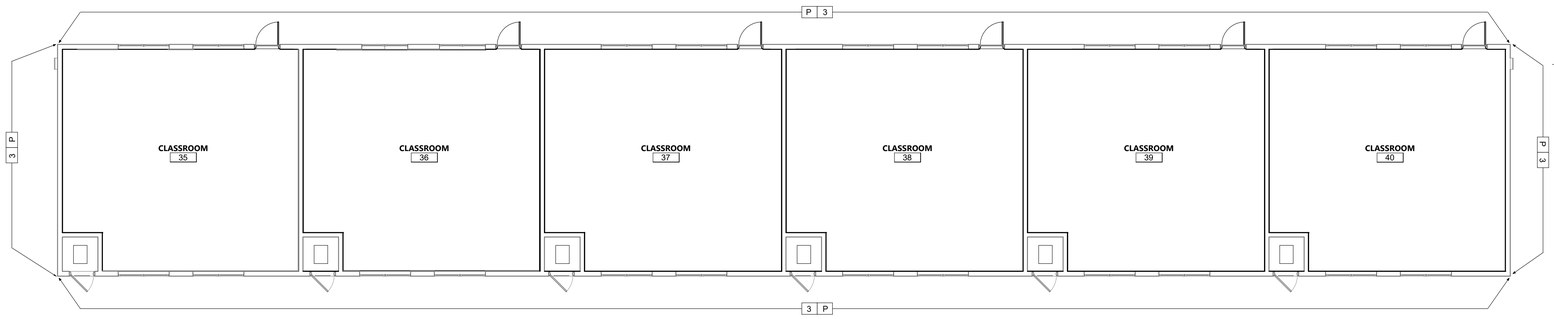

EXTERIOR PAINTING PLAN - BUILDING 10 1/8" = 1'-0" | 1

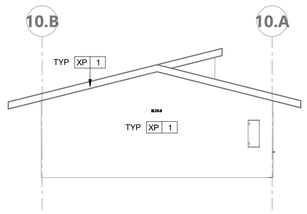

BLDG 10 - EAST EP 1/8" = 1'-0" | 2

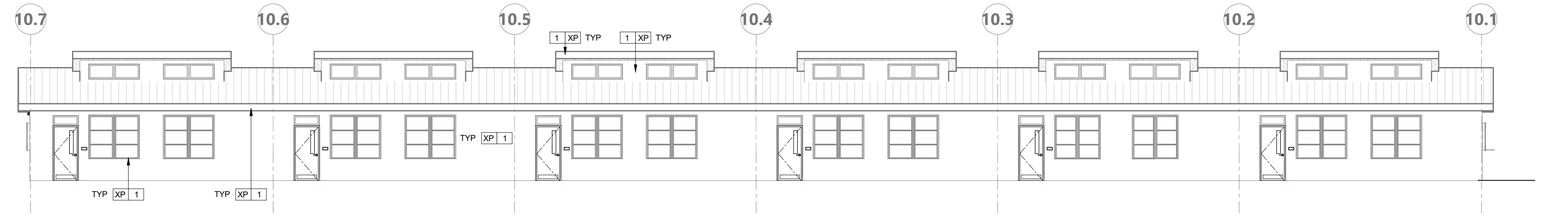

BLDG 10 - NORTH EP 1/8" = 1'-0" | 3

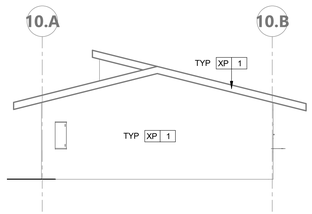

BLDG 10 - WEST EP 1/8" = 1'-0" | 4

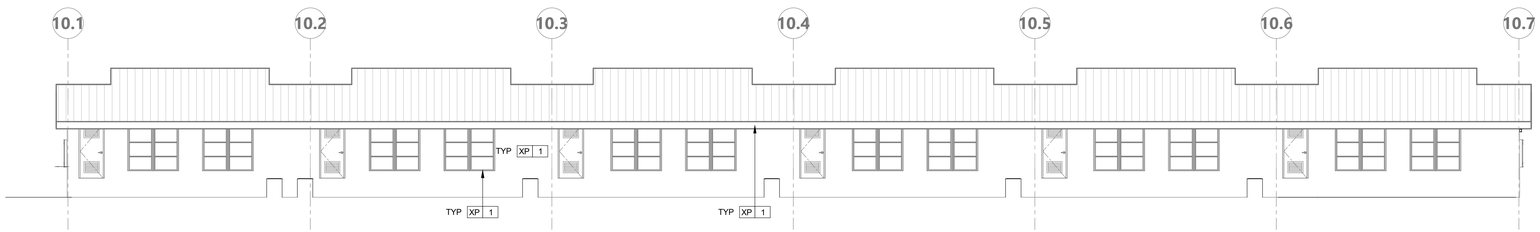

BLDG 10 - SOUTH EP 1/8" = 1'-0" | 5

BLDG 10 - EXTERIOR PAINTING SCHEDULE

MT. DIABLO ELEMENTARY SCHOOL MODERNIZATION

991 W HEDDING STREET, SUITE 101
SAN JOSE, CA 95126
TEL (408) 715-4470

Construction Contractor agrees that in accordance with generally accepted construction practices, construction contractor will be required to assume sole and complete responsibility for job site conditions during the course of construction of the project, including safety of all persons and property; that this requirement shall be made to apply continuously and not be limited to normal working hours, and construction contractor further agrees to defend, indemnify and hold design professional harmless from any and all liability, real or alleged in connection with the performance of work on this project, excepting liability arising from the sole negligence of design professional.

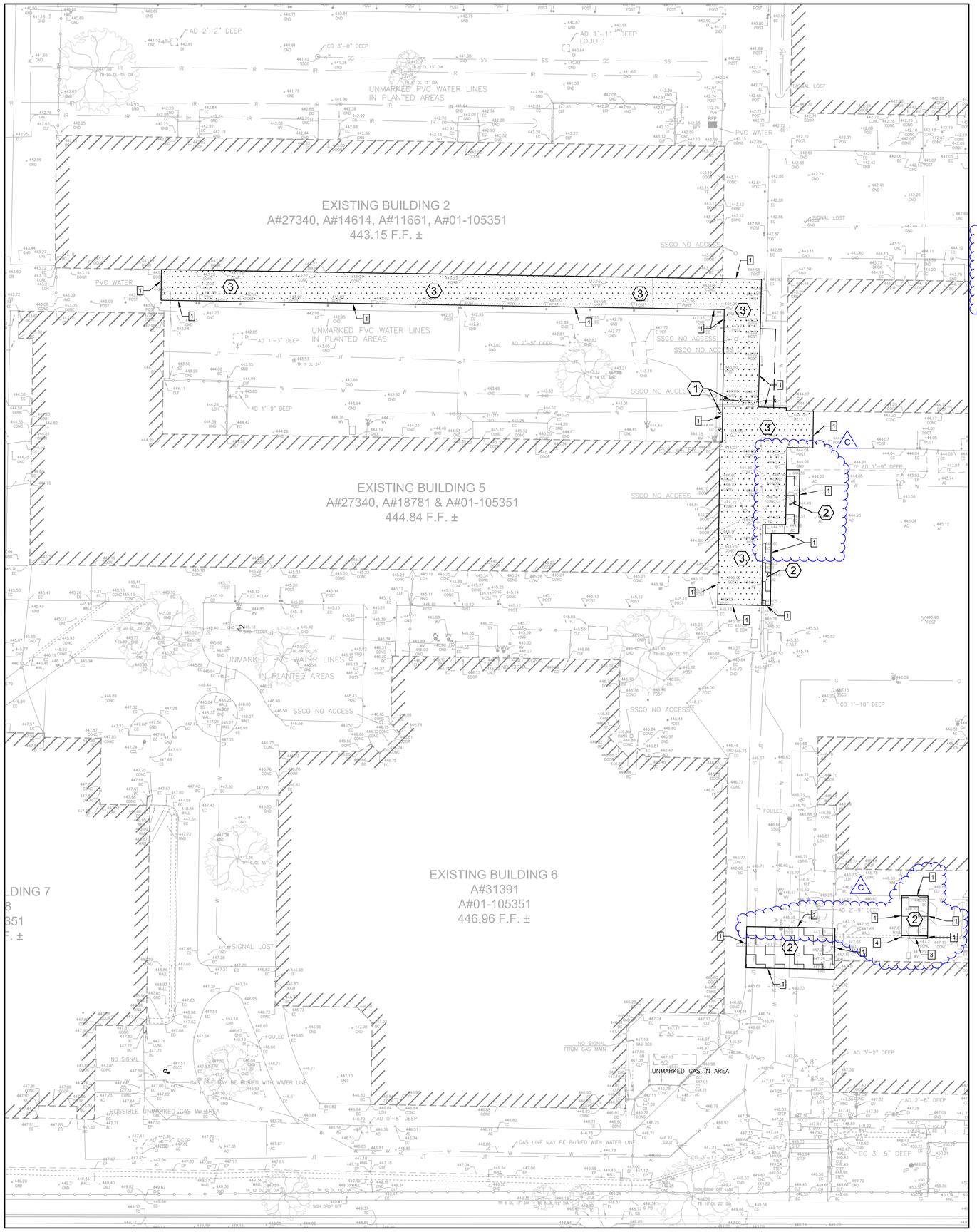

DEMOLITION LEGEND

KEYNOTE	DESCRIPTION	SYMBOL
1	FENCE / GATES/ FOUNDATIONS TO BE REMOVED	—x—x—x—x—x—
2	ASPHALT PAVING & AGGREGATE BASE ROCK TO RE REMOVED. REMOVE HEADER BOARD, TYP.	
3	CONCRETE TO BE REMOVED. REMOVE AGGREGATE BASE.	

KEYNOTE	DESCRIPTION	
1	SAWCUT ASPHALT OR REMOVE CONCRETE TO NEAREST CONTROL JOINT	
2	REMOVE & REINSTALL PARKING BUMPER	C
3	REMOVE CURB	
4	EXTENT OF CURB REMOVAL	

NOTES:

1. THE LIMITS OF DEMOLITION SHOWN HEREON ARE TO PROVIDE THE CONTRACTOR WITH A GENERAL SCOPE OF WORK.
PRECISE LIMITS OF PAVEMENT REMOVAL AND GRADING SHOULD BE TAKEN FROM THE GRADING AND DRAINAGE PLAN.
THE CONTRACTOR SHOULD ALSO REFERENCE LANDSCAPE ARCHITECT PLANS, ARCHITECTURAL PLANS, AND THE CONSTRUCTION DOCUMENTS FOR A COMPLETE SCOPE OF WORK.
(VERIFY ALL DEMOLITION WITH THE SCHOOL DISTRICT).

2. DEMOLITION WORK SHALL CONFORM TO CAL GREEN CODE SECTIONS 5.408.3 (CONSTRUCTION WASTE REDUCTION BY AT LEAST 50%) AND 5.408..4 (EXCAVATED SOIL AND LAND CLEARING DEBRIS), AND LOCAL CONSTRUCTION WASTE MANAGEMENT REQUIREMENTS. THE MOST STRINGENT CODE SHALL PREVAIL.

3. ALL SIGNS, POSTS, AND FOOTINGS TO BE REMOVED WITHIN THE LIMITS OF DEMOLITION UNLESS NOTED OTHERWISE.

4. REFER TO ORIGINAL DESIGN DRAWINGS, AVAILABLE FROM DISTRICT, FOR EXISTING BUILDINGS (FOOTINGS, MATERIALS, ETC.).

5. EXISTING TURF TO REMAIN. LANDSCAPE CONTRACTOR TO COORDINATE WITH GENERAL CONTRACTOR IF REPLACEMENT IS REQUIRED DUE TO STAGING, CONSTRUCTION ACCESS, OR CONSTRUCTION ACTIVITY. REPAIR WITH SOD TO THE SATISFACTION OF THE OWNER'S REPRESENTATIVE. TURF AREAS FENCED DURING CONSTRUCTION SHALL BE MAINTAINED (MOWED, WATERED, AND FERTILIZED) BY CONTRACTOR.

WHERE NEW SOD IS INSTALLED, SHOVEL CUT EDGE OF EXISTING TURF VERTICAL AND STRAIGHT, AMEND SOIL AND GRADE TO RECEIVE NEW SOD FLUSH WITH EXISTING EDGES. DO NOT SCALE SOD REPAIR FROM THIS DRAWING. COORDINATE WITH GENERAL CONTRACTOR FOR EXTENT OF REPAIR REQUIRED TO RESTORE TURF DUE TO CONSTRUCTION ACTIVITY.

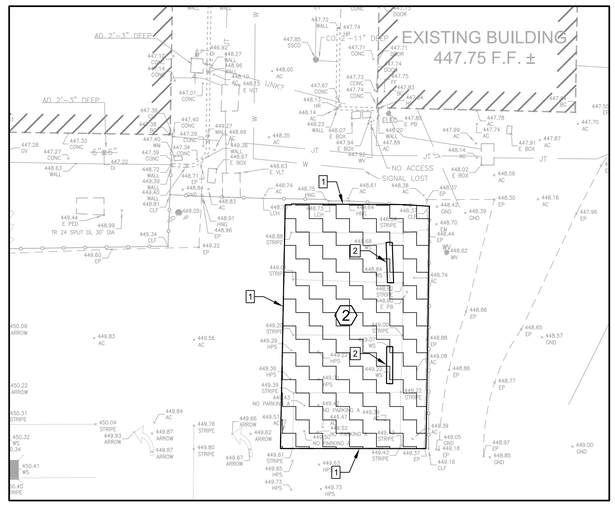

- N -

10 0 10 20
(IN FEET)
1 inch = 10 ft.
GRAPHIC SCALE

UNAUTHORIZED CHANGES & USES: The engineer preparing these plans will not be responsible for, or liable for, unauthorized changes to or uses of these plans. All changes to the plans must be in writing and must be approved by the preparer of these plans.

M:\3051 – Mt Diablo ES_DWG\3051_C1.1_DEMO–UNC2.dwg 11–19–24 06:05:19 PM MilanKC

AGENCY APPROVAL DSA# XX-XXXXXXXXX

196 ARCHITECTS
991 W. HEDDING STREET, SUITE 101
SAN JOSE, CA 95126
TEL (408) 715-4470

CARROLL ENGINEERING engineers and surveyors
1101 S. WINCHESTER BLVD. SUITE H-184
SAN JOSE, CA 95128
TEL: 408-261-9800
FAX: 408-261-0595
E-MAIL: Robert@carroll-engineering.com

CONSULTANTS
CIVIL ENGINEER
CARROLL ENGINEERING
1101 South Winchester Blvd., Suite H184
San Jose, CA 95128
TEL (408) 261-9800

MECHANICAL ENGINEER
CYPRESS ENGINEERING GROUP
9 Harris Court, Suite A8
Monterey, CA 93940
TEL (831) 218-1802

ELECTRICAL ENGINEER
ATIUM ENGINEERING
3533 York Ln.
San Ramon, CA 94582
TEL (913) 961-1658

PROFESSIONAL STAMP

REGISTERED PROFESSIONAL ENGINEER
MATTHEW PAUL MARVIN
No. C 68770
Exp. 09/30/25
CIVIL
STATE OF CALIFORNIA

REVISIONS

A		

THE ARCHITECT DOES NOT REPRESENT THAT THESE PLANS OR THE SPECIFICATIONS ARE SUITABLE FOR ANY SITE OTHER THAN THE ONE FOR WHICH THEY WERE SPECIFICALLY PREPARED. THE ARCHITECT DISCLAIMS RESPONSIBILITY FOR THESE PLANS AND SPECIFICATIONS IF THEY ARE USED IN WHOLE OR IN PART AT ANY OTHER SITE. WRITTEN DIMENSIONS ON THESE DRAWINGS SHALL HAVE PRECEDENCE OVER SCALED DIMENSIONS.

PROJECT OWNER & TITLE
MT DIABLO UNIFIED SCHOOL DISTRICT
1936 Carlotta Way
Concord, CA 94519

MT. DIABLO ES MODERNIZATION INCREMENT 2
5880 Mt. Zion Drive
Clayton, CA 94517

SHEET TITLE
DEMOLITION PLAN

DRAWN BY: MPM JOB NUMBER: 23120.02

SHEET NO.
2-C1.1

DATE: JULY 23, 2024

CONSTRUCTION DOCUMENTS

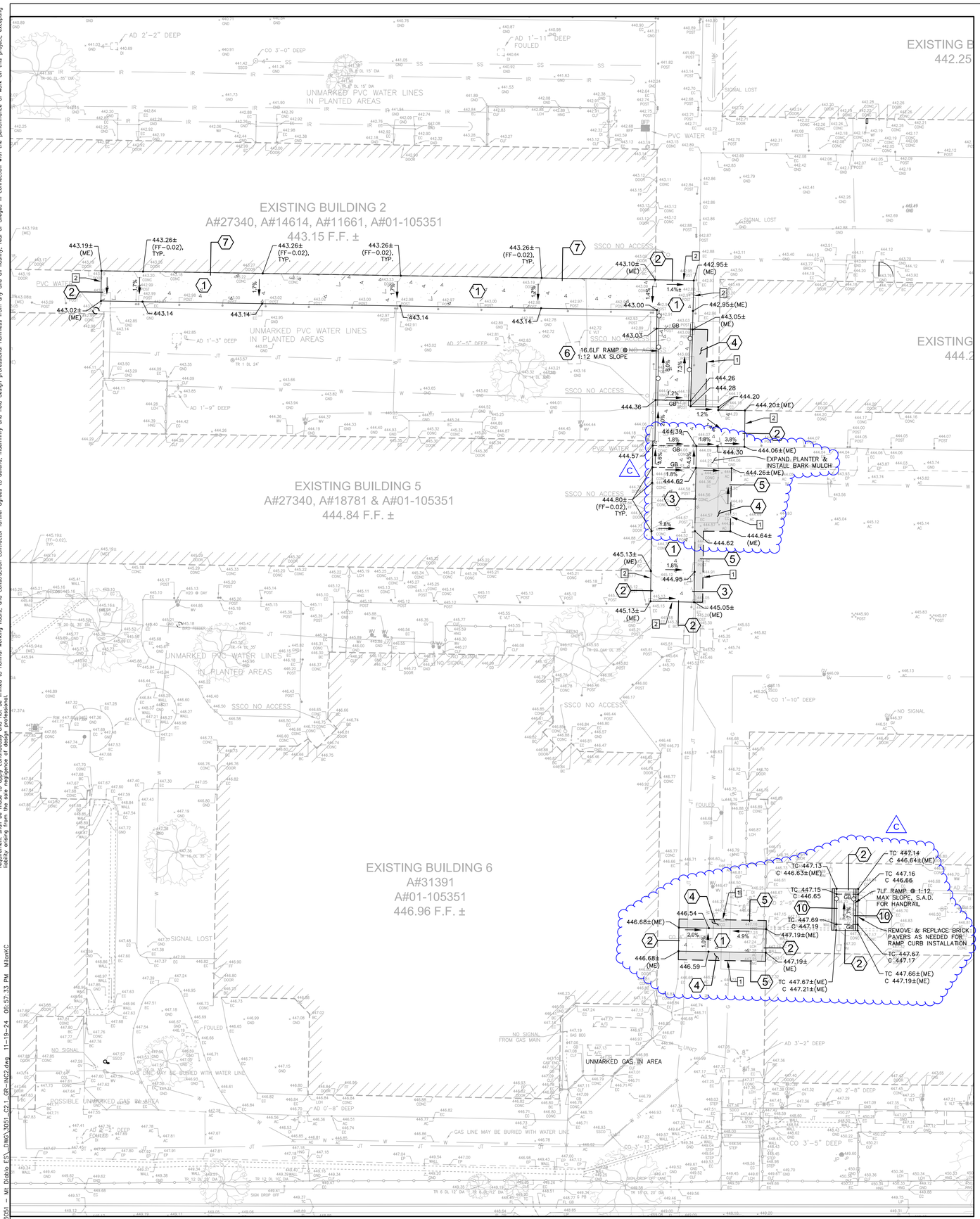
EXISTING BUILDING 2
A#27340, A#14614, A#11661, A#01-105351
443.15 F.F. ±
EXISTING BUILDING 5
A#27340, A#18781 & A#01-105351
444.84 F.F. ±
EXISTING BUILDING 6
A#31391
A#01-105351
446.96 F.F. ±
EXISTING B
442.25
EXISTING
444.2
UNMARKED PVC WATER LINES IN PLANTED AREAS
PVC WATER
SSCO NO ACCESS
SIGNAL LOST
NO SIGNAL
NO SIGNAL FROM GAS MAIN
UNMARKED GAS IN AREA
GAS LINE MAY BE BURIED WITH WATER LINE
POSSIBLE UNMARKED GAS LINE AREA
AD 1'-3" DEEP
AD 1'-9" DEEP
AD 2'-2" DEEP
AD 1'-11" DEEP FOULED
AD 2'-5" DEEP
AD 3'-2" DEEP
AD 0'-8" DEEP
CO 3'-0" DEEP
CO 1'-10" DEEP
CO 3'-5" DEEP
16.6LF RAMP @ 1:12 MAX SLOPE
EXPAND, PLANTER & INSTALL BARK MULCH
REMOVE & REPLACE BRICK PAVERS AS NEEDED FOR RAMP CURB INSTALLATION
7LF. RAMP @ 1:12 MAX SLOPE, S.A.D. FOR HANDRAIL
443.19± (ME)
443.26± (FF−0.02), TYP.
443.02± (ME)
443.14
443.00
442.95± (ME)
442.95±(ME)
443.05± (ME)
443.03
444.26
444.28
444.20
444.20±(ME)
444.36
444.39
444.06±(ME)
444.30
444.57
444.62
444.26±(ME)
444.80± (FF−0.02), TYP.
444.64± (ME)
445.13± (ME)
444.95
445.05± (ME)
445.13± (ME)
443.10± (ME)
443.26± (FF−0.02), TYP.
446.54
446.68±(ME)
446.59
446.68± (ME)
447.19±(ME)
447.19± (ME)
447.67±(ME)
C 447.21±(ME)
TC 447.13
C 446.63±(ME)
TC 447.14
C 446.64±(ME)
TC 447.16
C 446.66
TC 447.15
C 446.65
TC 447.69
C 447.19
TC 447.67
C 447.17
TC 447.66±(ME)
C 447.19±(ME)
1.4%±
1.2%
1.8%
3.8%
7.8%
9.6%
4.5%
4.6%
2.0%
4.9%
1.0%
1.7%
1.7%
1.7

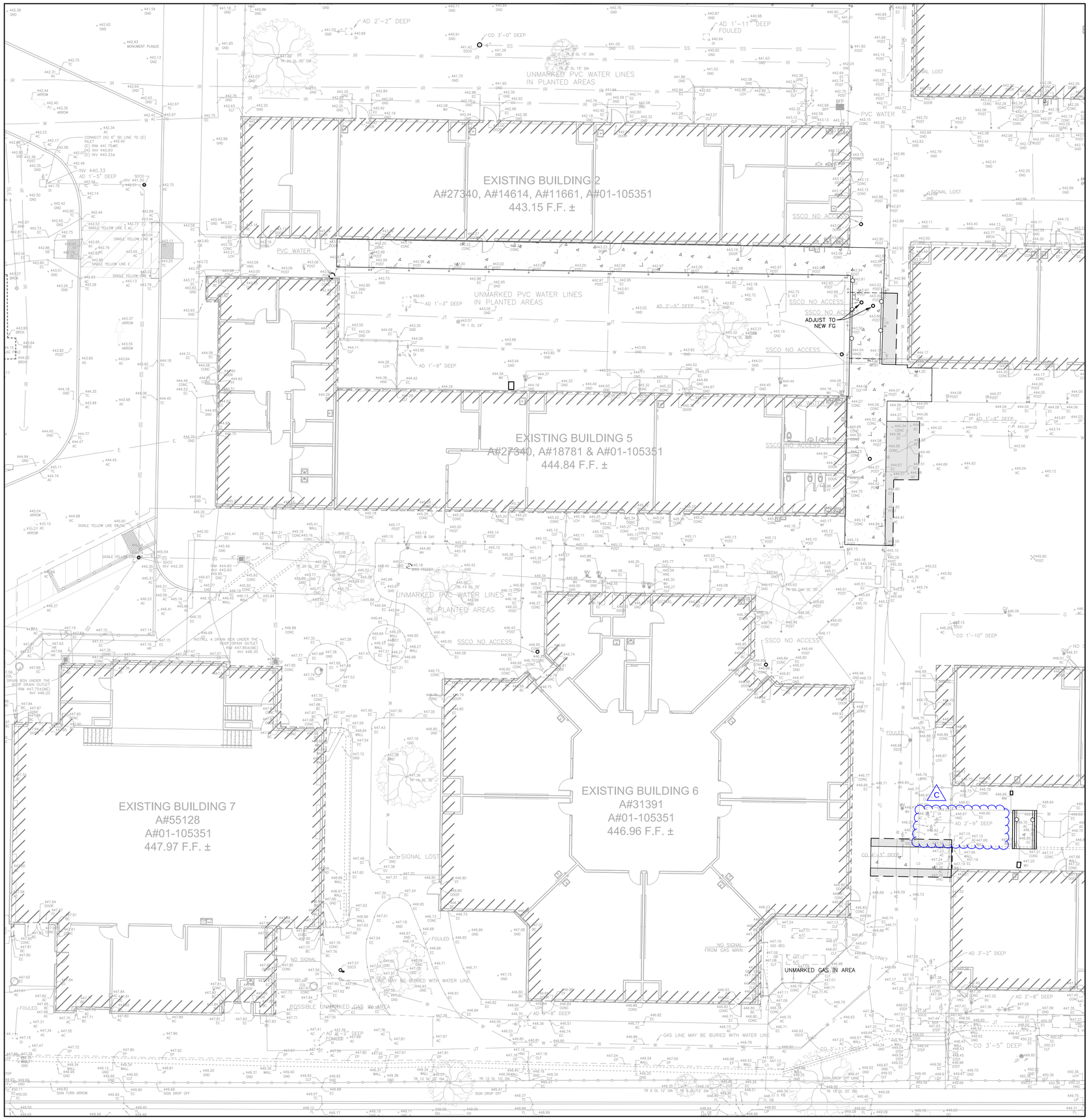

10 0 10 20

(IN FEET)
1 inch = 10 ft.
GRAPHIC SCALE

AGENCY APPROVAL DSA# XX-XXXXXXXXX

196 ARCHITECTS
991 W. HEDDING STREET, SUITE 101
SAN JOSE, CA 95126
TEL (408) 715-4470

CARROLL ENGINEERING
Engineers and surveyors
1101 S. WINCHESTER BLVD. SUITE H-184 SAN JOSE, CA 95128
TEL: 408-261-9800
FAX: 408-261-0595
E-MAIL: Robert@carroll-engineering.com

CONSULTANTS

CIVIL ENGINEER
CARROLL ENGINEERING
1101 South Winchester Blvd., Suite H184
San Jose, CA 95128
TEL (408) 261-9800

MECHANICAL ENGINEER
CYPRESS ENGINEERING GROUP
9 Harris Court, Suite A8
Monterey, CA 93940
TEL (831) 218-1802

ELECTRICAL ENGINEER
ATIUM ENGINEERING
3533 York Ln.
San Ramon, CA 94582
TEL (913) 961-1658

PROFESSIONAL STAMP

REGISTERED PROFESSIONAL ENGINEER
MATTHEW PAUL MARRS
No. C 68770
Exp. 09/30/25
CIVIL
STATE OF CALIFORNIA

REVISIONS

2		

THE ARCHITECT DOES NOT REPRESENT THAT THESE PLANS OR THE SPECIFICATIONS ARE SUITABLE FOR ANY SITE OTHER THAN THE ONE FOR WHICH THEY WERE SPECIFICALLY PREPARED. THE ARCHITECT DISCLAIMS RESPONSIBILITY FOR THESE PLANS AND SPECIFICATIONS IF THEY ARE USED IN WHOLE OR IN PART AT ANY OTHER SITE. WRITTEN DIMENSIONS ON THESE DRAWINGS SHALL HAVE PRECEDENCE OVER SCALED DIMENSIONS.

PROJECT OWNER & TITLE
MT DIABLO UNIFIED SCHOOL DISTRICT
1936 Carlotta Way
Concord, CA 94519

MT. DIABLO ES MODERNIZATION INCREMENT 2

5880 Mt. Zion Drive
Clayton, CA 94517

SHEET TITLE
UNDERGROUND UTILITIES PLAN

DRAWN BY: MPM JOB NUMBER: 23120.02

SHEET NO.
2-C3.1

DATE: JULY 23, 2024

CONSTRUCTION DOCUMENTS

Construction Contractor agrees that in accordance with generally accepted construction practices, construction contractor will be required to assume sole and complete responsibility for job site conditions during the course of construction of the project, including safety of all persons and property; that this requirement shall be made to apply continuously and not be limited to normal working hours, and construction contractor further agrees to defend, indemnify and hold design professional harmless from any and all liability, real or alleged in connection with the performance of work on this project, excepting liability arising from the sole negligence of design professional.

M:\3051 - Mt. Diablo ES_DWG\3051_C3.1_UT-INC2.dwg 11-19-24 05:32:24 PM MilanKC

UNAUTHORIZED CHANGES & USES: The engineer preparing these plans will not be responsible for, or liable for, unauthorized changes to or uses of these plans. All changes to the plans must be in writing and must be approved by the preparer of these plans.

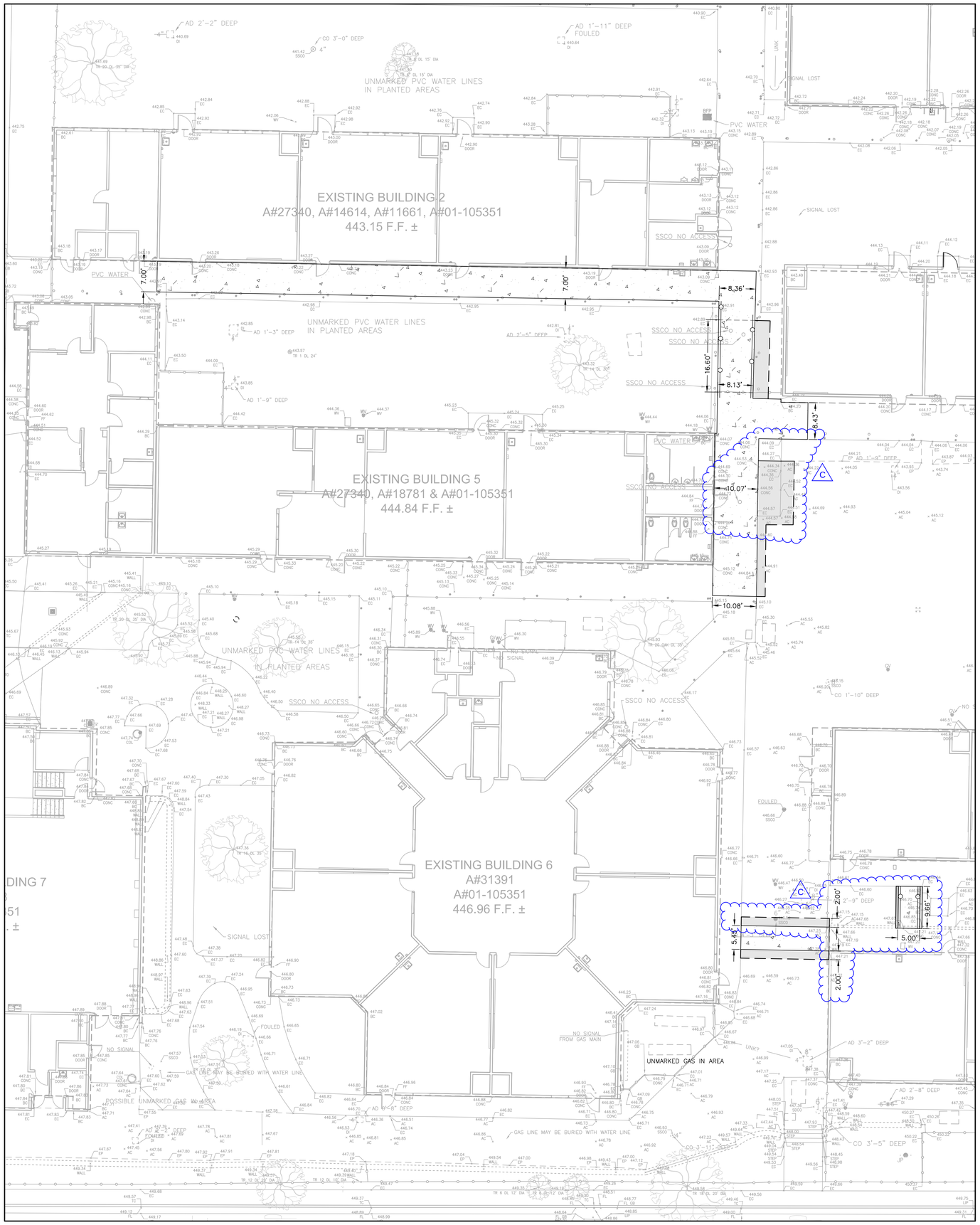

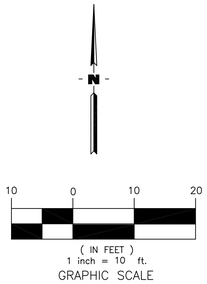

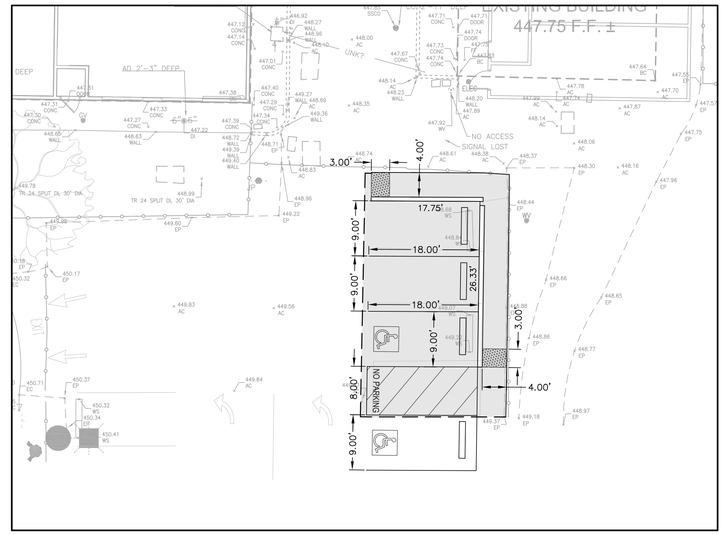

AGENCY APPROVAL DSA# XX-XXXXXXXXX

19·6 ARCHITECTS

991 W. HEDDING STREET, SUITE 101
SAN JOSE, CA 95126
TEL (408) 715-4470

CARROLL ENGINEERING
Engineers and surveyors
1101 S. WINCHESTER BLVD.
SUITE H-184
SAN JOSE, CA 95128
TEL 408-261-9800
FAX: 408-261-0595
E-MAIL: Robert@carroll-engineering.com

CONSULTANTS

CIVIL ENGINEER
CARROLL ENGINEERING
1101 South Winchester Blvd., Suite H184
San Jose, CA 95128
TEL (408) 261-9800

MECHANICAL ENGINEER
CYPRESS ENGINEERING GROUP
9 Harris Court, Suite A8
Monterey, CA 93940
TEL (831) 218-1802

ELECTRICAL ENGINEER
ATIUM ENGINEERING
3533 York Ln.
San Ramon, CA 94582
TEL (913) 961-1658

PROFESSIONAL STAMP

REGISTERED PROFESSIONAL ENGINEER
MATTHEW PAUL MARTIS
No. C 68770
Exp. 09/30/25
STATE OF CALIFORNIA

REVISIONS

THE ARCHITECT DOES NOT REPRESENT THAT THESE PLANS OR THE SPECIFICATIONS ARE SUITABLE FOR ANY SITE OTHER THAN THE ONE FOR WHICH THEY WERE SPECIFICALLY PREPARED. THE ARCHITECT DISCLAIMS RESPONSIBILITY FOR THESE PLANS AND SPECIFICATIONS IF THEY ARE USED IN WHOLE OR IN PART AT ANY OTHER SITE. WRITTEN DIMENSIONS ON THESE DRAWINGS SHALL HAVE PRECEDENCE OVER SCALED DIMENSIONS.

PROJECT OWNER & TITLE
MT DIABLO UNIFIED SCHOOL DISTRICT
1936 Carlotta Way
Concord, CA 94519

MT. DIABLO ES MODERNIZATION INCREMENT 2
5880 Mt. Zion Drive
Clayton, CA 94517

SHEET TITLE
HORIZONTAL CONTROL PLAN

DRAWN BY: MPM JOB NUMBER: 23120.02

SHEET NO.
2-C4.1

DATE: JULY 23, 2024

CONSTRUCTION DOCUMENTS

Construction Contractor agrees that in accordance with generally accepted construction practices, construction contractor will be required to assume sole and complete responsibility for job site conditions during the course of construction of the projec including safety of all persons and property; that this requirement shall be made to apply continuously and not be limited to normal working hours, and construction contractor further agrees to defend, indemnify and hold design professional harmless from any and all liability, real or alleged in connection with the performance of work on this project, excepting liability arising from the sole negligence of design professional.

M:\3051 – Mt Diablo ES_DWG\3051_C4.1_HC-INC2.dwg 11-19-24 05:37:36 PM MilanKC

UNAUTHORIZED CHANGES & USES: The engineer preparing these plans will not be responsible for, or liable for, unauthorized changes to or uses of these plans. All changes to the plans must be in writing and must be approved by the preparer of these plans.

Construction Contractor agrees that in accordance with generally accepted construction practices, construction contractor will be required to assume sole and complete responsibility for job site conditions during the course of construction of the project, including safety of all persons and property; that this requirement shall be made to apply continuously and not be limited to normal working hours, and construction contractor further agrees to defend, indemnify and hold design professional harmless from any and all liability, real or alleged in connection with the performance of work on this project, excepting liability arising from the sole negligence of design professional.

M:\3051 - Mt Diablo ES_DWG\3051_C6.0_ND-INC2.dwg 11-19-24 07:08:47 PM MillerKC

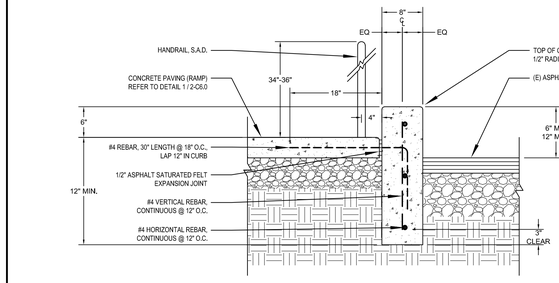

NOTES:
1. CONCRETE CURB TO RECEIVE SACK FINISH.
2. INSTALL VERTICAL SCORE JOINTS 10'-0" O.C. MAX. WITH 1/2" RADIUS EDGES.
3. INSTALL VERTICAL ASPHALTIC SATURATED EXPANSION JOINTS EVENLY SPACED @ 20'-0" O.C. MAX. PROVIDE 1" CHAMFER EDGES AT EXPANSION JOINTS.

9 EDGE OF RAMP - TYPE II

NOT TO SCALE

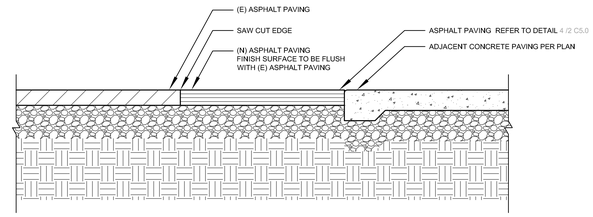

NOTES:
1. REFER TO GEOTECHNICAL REPORT.

5 (N) ASPHALT TO (E) ASPHALT

SCALE: NTS

SECTION		(A) CONCRETE SLAB THICKNESS	(B) CL 2 BASE / COMPACTION	(C) CHEMICAL SUBGRADE TREATMENT	(D) UPPER 8" SUBGRADE COMPACTION	(D) TOTAL THICKNESS	(E) ANY REQUIRED FILL BELOW UPPER 8" SUBGRADE COMPACTION
1A CONCRETE PAVING - PEDESTRIAN	UNTREATED	4"	6" / 95% RC	-	95% RC	10"	90% RC

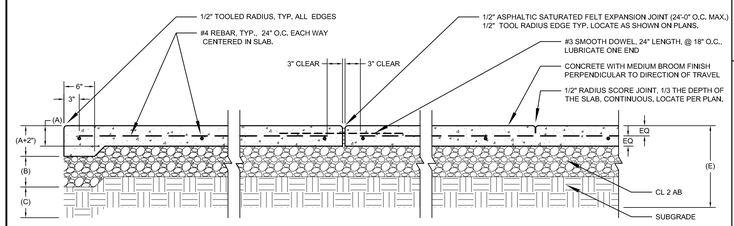

NOTES:
1. SCORE JOINTS SHALL BE PLACED A MAXIMUM OF 8'-0" O.C. REFER TO PLAN FOR EXACT LOCATIONS.
2. SCORE JOINTS TO BE 1/8" WIDE MAXIMUM, 1/2" RADIUS BOTH SIDES. SCORE DEPTH SHALL BE 1/3 OF CONCRETE PAVING DEPTH.
3. ADJACENT GRADE TO BE 1-1/2" BELOW CONCRETE IN PLANTING AND 1" BELOW CONCRETE IN SODDED TURF AND 1/2" BELOW CONCRETE IN SEEDED TURF.
4. REFER TO SPECIFICATION SECTION 32 13 13 - CONCRETE WORK FOR CONCRETE MIX DESIGN CRITERIA

1 CONCRETE PAVING

SCALE: NTS

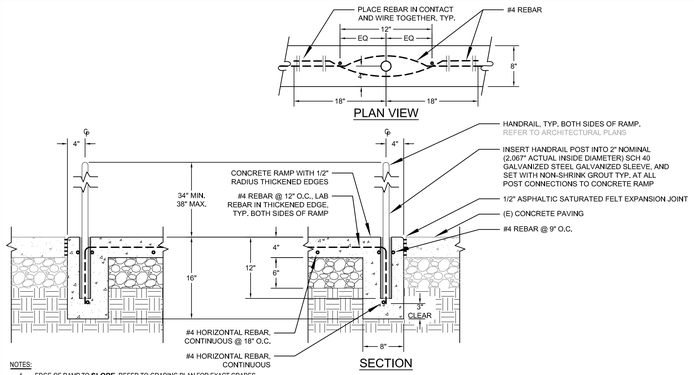

NOTES:
1. EDGE OF RAMP TO **SLOPE**, REFER TO GRADING PLAN FOR EXACT GRADES.
2. INSTALL VERTICAL ASPHALTIC SATURATED EXPANSION JOINTS EVENLY SPACED @ 20'-0" O.C. MAX. PROVIDE 1/2" RADIUS EDGES AT EXPANSION JOINTS.
3. REFER TO ARCHITECTURAL DRAWINGS FOR HANDRAILS.

6 EDGE OF RAMP

SCALE: NTS

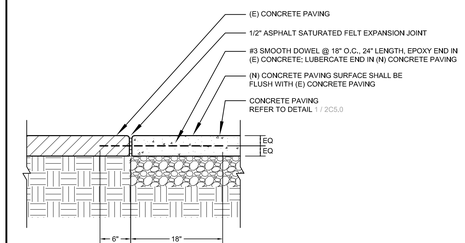

NOTES:
1. REFER TO SPECIFICATION SECTION 32 13 13 - CONCRETE PAVING

2 (N) CONCRETE TO (E) CONCRETE

SCALE: NTS

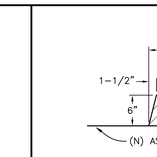

TYPE B

7 ASPHALT BERM

NOT TO SCALE

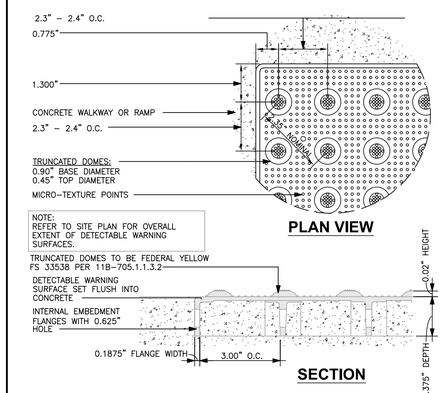

8 TRUNCATED DOME

NOT TO SCALE

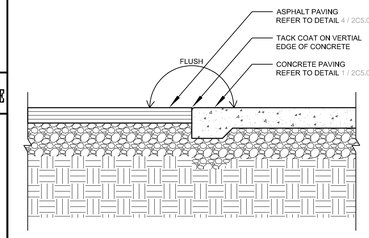

NOTES:
1. CONCRETE AND ASPHALT SURFACES SHALL BE FLUSH.
2. ASPHALT & OVER-KOTE SURFACING SHALL BE REMOVED FROM CONCRETE SURFACE PRIOR TO COMPETION.

3 CONCRETE TO ASPHALT

SCALE: NTS

SECTION	TRAFFIC CONDITION	(A) ASPHALTIC CONCRETE (INCHES)	(B) CLASS 2 AGGREGATE BASE	(C) TOTAL THICKNESS
4	PEDESTRIAN TRAFFIC	3"	6"	9"

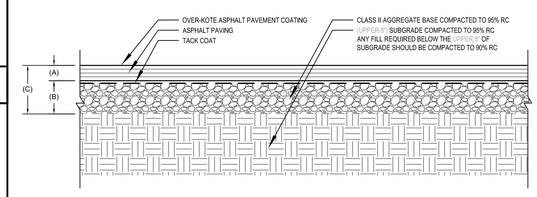

NOTES:
1. REFER TO SPECIFICATION SECTION 32 12 16 - ASPHALT PAVING
2. OVER-KOTE ASPHALT PAVEMENT COATING AVAILABLE THROUGH REED AND GRAHAM. INSTALL PER MANUFACTURES RECOMMENDATIONS.

4 ASPHALT PAVING

SCALE: NTS

AGENCY APPROVAL DSA# XX-XXXXXXXXX

196 ARCHITECTS
991 W. HEDDING STREET, SUITE 101
SAN JOSE, CA 95126
TEL (408) 715-4470

CARROLL ENGINEERING engineers and surveyors
1101 S. WINCHESTER BLVD.
SUITE H-184
SAN JOSE, CA 95128
TEL 408-261-9800
FAX 408-261-0595
E-MAIL: Robert@carroll-engineering.com

CONSULTANTS

CIVIL ENGINEER
CARROLL ENGINEERING
1101 South Winchester Blvd., Suite H184
San Jose, CA 95128
TEL (408) 261-9800

MECHANICAL ENGINEER
CYPRESS ENGINEERING GROUP
9 Harris Court, Suite A8
Monterey, CA 93940
TEL (831) 218-1802

ELECTRICAL ENGINEER
ATIUM ENGINEERING
3533 York Ln.
San Ramon, CA 94582
TEL (913) 961-1658

PROFESSIONAL STAMP

REGISTERED PROFESSIONAL ENGINEER
MATTHEW PAUL MARVIS
No. C 68770
Exp. 09/30/25
CIVIL
STATE OF CALIFORNIA

REVISIONS

2		

THE ARCHITECT DOES NOT REPRESENT THAT THESE PLANS OR THE SPECIFICATIONS ARE SUITABLE FOR ANY SITE OTHER THAN THE ONE FOR WHICH THEY WERE SPECIFICALLY PREPARED. THE ARCHITECT DISCLAIMS RESPONSIBILITY FOR THESE PLANS AND SPECIFICATIONS IF THEY ARE USED IN WHOLE OR IN PART AT ANY OTHER SITE. WRITTEN DIMENSIONS ON THESE DRAWINGS SHALL HAVE PRECEDENCE OVER SCALED DIMENSIONS.

PROJECT OWNER & TITLE
MT DIABLO UNIFIED SCHOOL DISTRICT
1936 Carlotta Way
Concord, CA 94519

MT. DIABLO ES MODERNIZATION INCREMENT 2

5880 Mt. Zion Drive
Clayton, CA 94517

SHEET TITLE
DETAILS

DRAWN BY: MPM JOB NUMBER: 23120.02

SHEET NO.
2-C6.0

DATE: JULY 23, 2024

CONSTRUCTION DOCUMENTS

UNAUTHORIZED CHANGES & USES: The engineer preparing these plans will not be responsible for, or liable for, unauthorized changes to or uses of these plans. All changes to the plans must be in writing and must be approved by the preparer of these plans.

GAS FIRED FURNACE SCHEDULE BLD-10

TAG	LOCATION	MANUFACTURER	MODEL NO.	GAS HEATING		AIRFLOW CFM	ESP IN. W.G.	OUTSIDE AIR MIN. CFM	OUTSIDE AIR MAX. DCV CFM	AFUE %	MOTOR	ELECTRICAL			WEIGHT LBS	MOUNTING DETAIL	NOTES
				INPUT MBH	OUTPUT MBH						HP	V / PH	MCA	MOCP			
F-10-35	CLASS RM 35	CARRIER	58SB1A090E2120	88	71	1,260	0.8	200	500	80	1	115 / 1	13	20	140	1/2MP-601	1, 2, 3, 4, 5
F-10-36	CLASS RM 36	CARRIER	58SB1A090E2120	88	71	1,260	0.8	200	500	80	1	115 / 1	13	20	140	1/2MP-601	1, 2, 3, 4, 5
F-10-37	CLASS RM 37	CARRIER	58SB1A090E2120	88	71	1,260	0.8	200	500	80	1	115 / 1	13	20	140	1/2MP-601	1, 2, 3, 4, 5
F-10-38	CLASS RM 38	CARRIER	58SB1A090E2120	88	71	1,260	0.8	200	500	80	1	115 / 1	13	20	140	1/2MP-601	1, 2, 3, 4, 5
F-10-39	CLASS RM 39	CARRIER	58SB1A090E2120	88	71	1,260	0.8	200	500	80	1	115 / 1	13	20	140	1/2MP-601	1, 2, 3, 4, 5
F-10-40	CLASS RM 40	CARRIER	58SB1A090E2120	88	71	1,260	0.8	200	500	80	1	115 / 1	13	20	140	1/2MP-601	1, 2, 3, 4, 5

1. PROVIDE WITH VENT KIT.
2. PROVIDE WITH 2" THICK MERV 13 FILTERS.
3. CONNECT TO (E) VICONICS NETWORK THERMOSTAT MODEL VT8650 NETWORKED TO SCHOOL CONTROL SYSTEM. SEE 1MP-501.
4. PROVIDE ECONOMIZER CONTROLLER & SENSORS COMPATIBLE W/ SCHOOL TRIDIUM N4 CONTROLS, SEE 1MP-501.
5. IF EQUIPMENT MODEL SPECIFIED IS NO LONGER AVAILABLE AT TIME OF CONSTRUCTION FOR ANY REASON INCLUDING NEW REGULATORY REQUIREMENTS, PROVIDE THE NEW EQUIVALENT MODEL & INCLUDE EXPECTED PRICE DIFFERENCES IN BID.

COOLING COILS SCHEDULE BLD-10

TAG	LOCATION	MANUFACTURER	MODEL NO.	CONDENSING UNIT	NOMINAL CAPACITY TONS	COOLING	REFRIGERANT PIPING		WEIGHT LBS	NOTES
						TOTAL MBH	LIQUID	GAS		
CC-10-35	F-10-35	CARRIER	C4AMP4821AMA	CU-10-35	3.5	34.45	3/8"	7/8"	85	1, 2, 3
CC-10-36	F-10-36	CARRIER	C4AMP4821AMA	CU-10-36	3.5	34.45	3/8"	7/8"	85	1, 2, 3
CC-10-37	F-10-37	CARRIER	C4AMP4821AMA	CU-10-37	3.5	34.45	3/8"	7/8"	85	1, 2, 3
CC-10-38	F-10-38	CARRIER	C4AMP4821AMA	CU-10-38	3.5	34.45	3/8"	7/8"	85	1, 2, 3
CC-10-39	F-10-39	CARRIER	C4AMP4821AMA	CU-10-39	3.5	34.45	3/8"	7/8"	85	1, 2, 3
CC-10-40	F-10-40	CARRIER	C4AMP4821AMA	CU-10-40	3.5	34.45	3/8"	7/8"	85	1, 2, 3

1. VERIFY REFRIGERANT PIPE SIZES AND ROUTING LIMITATIONS WITH MANUFACTURER PRIOR TO INSTALLATION.
2. IF EQUIPMENT MODEL SPECIFIED IS NO LONGER AVAILABLE AT TIME OF CONSTRUCTION FOR ANY REASON INCLUDING NEW REGULATORY REQUIREMENTS, PROVIDE THE NEW EQUIVALENT MODEL & INCLUDE EXPECTED PRICE DIFFERENCES IN BID.
3. C R-454B REFRIGERANT.

CONDENSING UNITS SCHEDULE BLD-10

TAG	LOCATION	MANUFACTURER	MODEL NO.	COOLING COIL	NOMINAL CAPACITY TONS	COOLING	REFRIGERANT PIPING		SEER	ELECTRICAL			WEIGHT LBS	MOUNTING DETAIL	NOTES
						TOTAL MBH	LIQUID	GAS		V / PH	MCA	MOCP			
CU-10-35	OUTSIDE	CARRIER	C 26SCA442N006	CC-10-35	3.5	41.00	3/8"	7/8"	13	460 / 3	8.1	15	190	2/2MP-601	1, 2, 3, 4, 5, 6, 7
CU-10-36	OUTSIDE	CARRIER	26SCA442N006	CC-10-36	3.5	41.00	3/8"	7/8"	13	460 / 3	8.1	15	190	2/2MP-601	1, 2, 3, 4, 5, 6, 7
CU-10-37	OUTSIDE	CARRIER	26SCA442N006	CC-10-37	3.5	41.00	3/8"	7/8"	13	460 / 3	8.1	15	190	2/2MP-601	1, 2, 3, 4, 5, 6, 7
CU-10-38	OUTSIDE	CARRIER	26SCA442N006	CC-10-38	3.5	41.00	3/8"	7/8"	13	460 / 3	8.1	15	190	2/2MP-601	1, 2, 3, 4, 5, 6, 7
CU-10-39	OUTSIDE	CARRIER	26SCA442N006	CC-10-39	3.5	41.00	3/8"	7/8"	13	460 / 3	8.1	15	190	2/2MP-601	1, 2, 3, 4, 5, 6, 7
CU-10-40	OUTSIDE	CARRIER	26SCA442N006	CC-10-40	3.5	41.00	3/8"	7/8"	13	460 / 3	8.1	15	190	2/2MP-601	1, 2, 3, 4, 5, 6, 7

1. VERIFY REFRIGERANT PIPE SIZES AND ROUTING LIMITATIONS WITH MANUFACTURER PRIOR TO INSTALLATION.
2. FURNISHED W/ KSACY0101AAA CYCLE PROTECTOR KIT. FIELD INSTALLED.
3. FURNISHED W/ KAALP0401PUR LOW PRESSURE SW KIT. FIELD INSTALLED.
4. FURNISHED W/ KAACH1901AAA HIGH PRESSURE SW KIT. FIELD INSTALLED.
5. FURNISHED W/ KAACH1601AAA CRANKCASE HEATER KIT. FIELD INSTALLED.
6. IF EQUIPMENT MODEL SPECIFIED IS NO LONGER AVAILABLE AT TIME OF CONSTRUCTION FOR ANY REASON INCLUDING NEW REGULATORY REQUIREMENTS, PROVIDE THE NEW EQUIVALENT MODEL & INCLUDE EXPECTED PRICE DIFFERENCES IN BID.
7. C R-454B REFRIGERANT.

FANS SCHEDULE

TAG	MANUFACTURER	MODEL NO.	TYPE	AREA SERVED	AIRFLOW CFM	ESP IN. W.G.	FAN RPM	SOUND POWER SONES	MOTOR			WEIGHT LBS	MOUNTING DETAIL	NOTES
									WATTS	HP	V / PH			
EF-5-502	GREENHECK	G-100-VG	ROOF EXHAUST FAN	BOYS 502	310	0.25	801	2.2	—	1/4	115 / 1	85	12/2MP-601	1, 2, 3, 4
EF-5-504	GREENHECK	G-100-VG	ROOF EXHAUST FAN	GIRLS 504	310	0.25	801	2.2	—	1/4	115 / 1	85	12/2MP-601	1, 2, 3, 4

1. WEIGHT INCLUDES ACCESSORIES.
2. PROVIDE WITH UL LISTING, GRAVITY-OPERATED BACKDRAFT DAMPER, & FAN MOUNTED SPEED CONTROL.
3. PROVIDE W/ CURB ADAPTER & FIELD VERIFY SIZE TO MATCH (E) CURBS.
4. CONTROL W/ LIGHTS BY WALL SWITCH / OCCUPANCY SENSOR.

PLUMBING FIXTURES SCHEDULE

ITEM	DESCRIPTION	MANUFACTURER	MODEL NO.	ROUGH-IN CONNECTIONS (IN.)					FLUSH VALVE	SEAT	FAUCET	CARRIER	DRAIN ASSEMBLY	P-TRAP	STOP / SUPPLY	INSULATION KIT	ADA (Y/N)	NOTES
				TRAP	W	V	CW	HW										
CS-1	CLASSROOM SINK	ELKAY	DRKADQ222065-2LM (6½" DEEP)	1-1/2"	2"	1-1/2"	1/2"	—	—	—	MOEN 8103 (W/ 1.5 GPM AERATOR)	—	ELKAY LKAD35	DEARBORN BRASS 710-1	BRASSCRAFT SCR19X C	TRUEBRO LAV GUARD 2	Y	4
DF-1	DRINKING FOUNTAIN	HAWS	1117L	1-1/2"	2"	1-1/2"	1/2"	—	—	—	—	HAWS 6717	—	HAWS SUPPLIED W/ DF	BRASSCRAFT SCR19X C	—	Y	5, 6
FD-1	FLOOR DRAIN	JR SMITH	2005Y	2"	2"	1-1/2"	—	—	—	—	—	—	—	—	—	—	—	3
L-1	WALL HUNG LAVATORY	AMERICAN STANDARD	LUCERNE 0356.421	1-1/2"	2"	1-1/2"	1/2"	—	—	—	MOEN 8884	JAY R. SMITH 0722	MCGUIRE 155WC	MCGUIRE MCT150	BRASSCRAFT SCR19X C	TRUEBRO LAV GUARD 2	Y	1, 2, 5, 6
MS-1	MOP SINK	AMERICAN STANDARD	FLORWELL SERVICE SINK 7745.811	3"	3"	2"	3/4"	3/4"	—	—	CHICAGO FAUCETS 897-RCF	—	7721.038	—	—	—	N	7
S-1	SINGLE COMPARTMENT SINK	ELKAY	LRAD221965 (6½" DEEP)	1-1/2"	2"	1-1/2"	1/2"	—	—	—	MOEN 8103 (W/ 1.5 GPM AERATOR)	—	ELKAY LKAD35	DEARBORN BRASS 710-1	BRASSCRAFT OCR19X C	TRUEBRO LAV GUARD 2	Y	5, 6
TP-1	TRAP PRIMER	PRECISION PLUMBING PRODUCTS	P2-500	—	—	—	1/2"	—	—	—	—	—	—	—	—	—	Y	5, 6
U-1	WALL HUNG URINAL (ELEMENTARY. HT.)	AMERICAN STANDARD	PINTBROOK 6002.001	INT	2"	1-1/2"	3/4"	—	MOEN 8312M0125 (0.125 GPF)	—	—	JAY R. SMITH 0637	—	—	—	—	N	5, 6
US-1	UTILITY SINK	AMERICAN STANDARD	LAKEWELL SERVICE SINK 7692.008	3"	3"	2"	1/2"	1/2"	—	—	AMERICAN STANDARD 8341.076	—	AMERICAN STANDARD	AMERICAN STANDARD 7798.030	—	—	N	
WC-2	FLOOR MOUNT WATER CLOSET (STD. / ELEM. HT.)	AMERICAN STANDARD	MADERA FLOWISE 3451.001	INT	4"	2"	1-1/2"	—	MOEN 8310M128 (1.28 GPF)	BEMIS 1955SSCT	—	—	—	—	—	—	N	5, 6

1. 0.5 GPM ECONO-FLOW VANDAL PROOF NON-AERATING WATER SUPPLY.
2. PROVIDE WITH LOOSE KEY AND 83-16A SUPPLY.
3. DURA-COATED CAST IRON BODY, TYPE B POLISHED NICKEL BRONZE WITH 1/2" TRAP PRIMER CONNECTION.
4. PROVIDE WITH ELKAY LK1141A BUBBLER.
5. FOR RESTROOM PLUMBING FIXTURE HEIGHTS REFER TO ARCHITECT DETAILS.
6. FOR ADA FIXTURE LOCATIONS SEE ARCHITECT PLANS.
7. PROVIDE W/ VINYL RIM GUARD & 7721.038 FLAT GRID DRAIN.

WATER HEATERS SCHEDULE

TAG	TYPE	MANUFACTURER	MODEL NO.	LOCATION	CAPACITY GAL	GAS INPUT MBH	RECOVERY GPH	ELECTRICAL			WEIGHT LBS	MOUNTING DETAIL	NOTES
								KW	AMPS	V / PH			
WH-2-1	ELECTRIC W/ STORAGE	A.O. SMITH	DEL-20	JANITOR 209	20	—	14	3	—	120 / 1	250	13/2MP-601	1, 2

1. PROVIDE W/ HOLDRITE 30-SWHP-WM WALL HUNG PLATFORM
2. SEE DETAIL 14/2MP-601 FOR PIPING.

GAS FIRED FURNACE SCHEDULE BLD-9

TAG	LOCATION	MANUFACTURER	MODEL NO.	GAS HEATING		AIRFLOW CFM	ESP IN. W.G.	OUTSIDE AIR MIN. CFM	OUTSIDE AIR MAX. DCV CFM	AFUE %	MOTOR	ELECTRICAL			WEIGHT LBS	MOUNTING DETAIL	NOTES
				INPUT MBH	OUTPUT MBH						HP	V / PH	MCA	MOCP			
F-9-29	CLASS RM 29	CARRIER	58SB1A090E2120	88	71	1,260	0.8	200	500	80	1	115 / 1	13	20	140	1/2MP-601	1, 2, 3, 4, 5
F-9-30	CLASS RM 30	CARRIER	58SB1A090E2120	88	71	1,260	0.8	200	500	80	1	115 / 1	13	20	140	1/2MP-601	1, 2, 3, 4, 5
F-9-31	CLASS RM 31	CARRIER	58SB1A090E2120	88	71	1,260	0.8	200	500	80	1	115 / 1	13	20	140	1/2MP-601	1, 2, 3, 4, 5
F-9-32	CLASS RM 32	CARRIER	58SB1A090E2120	88	71	1,260	0.8	200	500	80	1	115 / 1	13	20	140	1/2MP-601	1, 2, 3, 4, 5
F-9-33	CLASS RM 33	CARRIER	58SB1A090E2120	88	71	1,260	0.8	200	500	80	1	115 / 1	13	20	140	1/2MP-601	1, 2, 3, 4, 5
F-9-34	CLASS RM 34	CARRIER	58SB1A090E2120	88	71	1,260	0.8	200	500	80	1	115 / 1	13	20	140	1/2MP-601	1, 2, 3, 4, 5

1. PROVIDE WITH VENT KIT.
2. PROVIDE WITH 2" THICK MERV 13 FILTERS.
3. CONNECT TO (E) VICONICS NETWORK THERMOSTAT MODEL VT8650 NETWORKED TO SCHOOL CONTROL SYSTEM. SEE 1MP-501.
4. PROVIDE ECONOMIZER CONTROLLER & SENSORS COMPATIBLE W/ SCHOOL TRIDIUM N4 CONTROLS, SEE 1MP-501.
5. IF EQUIPMENT MODEL SPECIFIED IS NO LONGER AVAILABLE AT TIME OF CONSTRUCTION FOR ANY REASON INCLUDING NEW REGULATORY REQUIREMENTS, PROVIDE THE NEW EQUIVALENT MODEL & INCLUDE EXPECTED PRICE DIFFERENCES IN BID.

COOLING COILS SCHEDULE BLD-9

TAG	LOCATION	MANUFACTURER	MODEL NO.	CONDENSING UNIT	NOMINAL CAPACITY TONS	COOLING	REFRIGERANT PIPING		WEIGHT LBS	NOTES
						TOTAL MBH	LIQUID	GAS		
CC-9-29	F-9-29	CARRIER	C4AMP4821AMA	CU-9-29	3.5	34.45	3/8"	7/8"	85	1, 2, 3
CC-9-30	F-9-30	CARRIER	C4AMP4821AMA	CU-9-30	3.5	34.45	3/8"	7/8"	85	1, 2, 3
CC-9-31	F-9-31	CARRIER	C4AMP4821AMA	CU-9-31	3.5	34.45	3/8"	7/8"	85	1, 2, 3
CC-9-32	F-9-32	CARRIER	C4AMP4821AMA	CU-9-32	3.5	34.45	3/8"	7/8"	85	1, 2, 3
CC-9-33	F-9-33	CARRIER	C4AMP4821AMA	CU-9-33	3.5	34.45	3/8"	7/8"	85	1, 2, 3
CC-9-34	F-9-34	CARRIER	C4AMP4821AMA	CU-9-34	3.5	34.45	3/8"	7/8"	85	1, 2, 3

1. VERIFY REFRIGERANT PIPE SIZES AND ROUTING LIMITATIONS WITH MANUFACTURER PRIOR TO INSTALLATION.
2. IF EQUIPMENT MODEL SPECIFIED IS NO LONGER AVAILABLE AT TIME OF CONSTRUCTION FOR ANY REASON INCLUDING NEW REGULATORY REQUIREMENTS, PROVIDE THE NEW EQUIVALENT MODEL & INCLUDE EXPECTED PRICE DIFFERENCES IN BID.
3. C R-454B REFRIGERANT.

CONDENSING UNITS SCHEDULE BLD-9

TAG	LOCATION	MANUFACTURER	MODEL NO.	COOLING COIL	NOMINAL CAPACITY TONS	COOLING	REFRIGERANT PIPING		SEER	ELECTRICAL			WEIGHT LBS	MOUNTING DETAIL	NOTES
						TOTAL MBH	LIQUID	GAS		V / PH	MCA	MOCP			
CU-9-29	OUTSIDE	CARRIER	C 26SCA442N006	CC-9-29	3.5	41.00	3/8"	7/8"	13	460 / 3	8.1	15	190	2/2MP-601	1, 2, 3, 4, 5, 6, 7
CU-9-30	OUTSIDE	CARRIER	26SCA442N006	CC-9-30	3.5	41.00	3/8"	7/8"	13	460 / 3	8.1	15	190	2/2MP-601	1, 2, 3, 4, 5, 6, 7
CU-9-31	OUTSIDE	CARRIER	26SCA442N006	CC-9-31	3.5	41.00	3/8"	7/8"	13	460 / 3	8.1	15	190	2/2MP-601	1, 2, 3, 4, 5, 6, 7
CU-9-32	OUTSIDE	CARRIER	26SCA442N006	CC-9-32	3.5	41.00	3/8"	7/8"	13	460 / 3	8.1	15	190	2/2MP-601	1, 2, 3, 4, 5, 6, 7
CU-9-33	OUTSIDE	CARRIER	26SCA442N006	CC-9-33	3.5	41.00	3/8"	7/8"	13	460 / 3	8.1	15	190	2/2MP-601	1, 2, 3, 4, 5, 6, 7
CU-9-34	OUTSIDE	CARRIER	26SCA442N006	CC-9-34	3.5	41.00	3/8"	7/8"	13	460 / 3	8.1	15	190	2/2MP-601	1, 2, 3, 4, 5, 6, 7

1. VERIFY REFRIGERANT PIPE SIZES AND ROUTING LIMITATIONS WITH MANUFACTURER PRIOR TO INSTALLATION.
2. FURNISHED W/ KSACY0101AAA CYCLE PROTECTOR KIT. FIELD INSTALLED.
3. FURNISHED W/ KAALP0401PUR LOW PRESSURE SW KIT. FIELD INSTALLED.
4. FURNISHED W/ KAAH0501PUR HIGH PRESSURE SW KIT. FIELD INSTALLED.
5. FURNISHED W/ KAACH1901AAA CRANKCASE HEATER KIT. FIELD INSTALLED.
6. IF EQUIPMENT MODEL SPECIFIED IS NO LONGER AVAILABLE AT TIME OF CONSTRUCTION FOR ANY REASON INCLUDING NEW REGULATORY REQUIREMENTS, PROVIDE THE NEW EQUIVALENT MODEL & INCLUDE EXPECTED PRICE DIFFERENCES IN BID.
7. C R-454B REFRIGERANT.

AGENCY APPROVAL DSA# 01-121407

196

911 W HEDDING ST., SUITE 101
SAN JOSE, CA 95126
TEL (408) 715-4470

CEG JOB NO: 23147

CYPRESS Engineering Group

831.218.1802
8 Harris Court, Suite A8
Monterey, CA 93940
cypresseg.com

HVAC, Plumbing, Fire Protection
Building Commissioning
Industrial Refrigeration
Environmental Compliance
Training & Technical Support

CONSULTANTS

MECHANICAL ENGINEER
CYPRESS ENGINEERING GROUP
9 Harris Court, Suite A8
Monterey, CA 93940
TEL (831) 218-1802

CIVIL ENGINEER
CARROLL ENGINEERING
1101 South Winchester Blvd., Suite H184
San Jose, CA 95128
TEL (408) 261-9800

STRUCTURAL ENGINEER
BASE Design Inc.
582 Market St. Ste 1402
San Francisco, CA 94104
TEL (415) 466-2997

ELECTRICAL ENGINEER
ATIUM ENGINEERING
3533 York Ln.
San Ramon, CA 94582
TEL (913) 961-1658

TECHNOLOGY ENGINEER
KMM Services Inc.
5433 El Camino Ave. Ste 5
Carmichael, CA 95608
TEL (916) 359-4000

TEL (916) 359-4000

PROFESSIONAL STAMP

REGISTERED PROFESSIONAL ENGINEER — RICHARD M. ROTTMUND — No. M31059 — EXP. JUNE 30, 2025 — MECHANICAL — STATE OF CALIFORNIA

REVISIONS

NO.	DATE	DESCRIPTION
B	10-11-2024	DSA BACKCHECK
C	11-18-2024	ADDENDUM 3

THE ARCHITECT DOES NOT REPRESENT THAT THESE PLANS OR THE SPECIFICATIONS ARE SUITABLE FOR ANY SITE OTHER THAN THE ONE FOR WHICH THEY WERE SPECIFICALLY PREPARED. THE ARCHITECT DISCLAIMS RESPONSIBILITY FOR THESE PLANS AND SPECIFICATIONS IF THEY ARE USED IN WHOLE OR IN PART AT ANY OTHER SITE. WRITTEN DIMENSIONS ON THESE DRAWINGS SHALL HAVE PRECEDENCE OVER SCALED DIMENSIONS.

PROJECT OWNER & TITLE

MT DIABLO UNIFIED SCHOOL DISTRICT
1936 Carlotta Way
Concord, CA 94519

MT. DIABLO ELEMENTARY SCHOOL MODERNIZATION
5880 Mt. Zion Drive
Clayton, CA 94517

SHEET TITLE

SCHEDULES - MECHANICAL & PLUMBING

INCREMENT 2

DRAWN BY: RR JOB NUMBER: 23120.01

SHEET NO.

2MP-002

DATE: JULY 23, 2024

DESIGN DEVELOPMENT

DATE PLOTTED: 11/18/2024 6:26 PM FILE LOCATION: E:\Shared Drives\HVAC\19-6 Nineteen Six\23147 - Mt Diablo ES Mod\03 Dwgs\MT Diablo ES Mod Inc 2.dwg