ADDENDUM # 03

Project: Mt Diablo Unified School District
Rio Vista Elementary School
Modernization of Three Elementary School Campuses, INC 2
19six #: 23120
DSA #: 01-121440
Bid #: 1945
Date: November 19, 2024

To all bidders submitting proposals for the above captioned project. This Addendum is hereby included in the Contract Documents to the same extent as though it were originally included therein. The following items modify, add to, delete from, or explain the drawings and/or specifications. The contents of this Addendum shall take precedence over the original specifications and plans.

BID DEADLINE:

The bid time shall not change.

Bid due date: 1:00 PM Friday, November 22, 2024

at: Mt. Diablo Unified School District
Purchasing and Warehouse
2336 Bisso Lane, Concord, California 94520

Note: All drawing revisions have been clouded with an "C" which indicates changes captured in addendum 03

A. NEW SPECIFICATIONS

ITEM 1. None

B. NEW DRAWINGS

ITEM 2. NONE

C. CHANGES TO SPECIFICATIONS

ITEM 1. NONE

D. CHANGES TO DRAWINGS

ITEM 1. 2MP-001 LEGENDS & NOTES – MECHANICAL & PLUMBING
- Edits to model numbers on mechanical schedules
- Change in refrigerant information

ITEM 2. 2MP-203 BLDGS 10, 11, 12 – DEMO & NEW FLOOR PLANS
- Edits to notes 3, 4, & 10
- Change to housekeeping pad size

ATTACHMENTS:

- 2MP-001 SCHEDULES MECHANICAL & PLUMBING
- 2MP-203 BLDGS 10, 11, 12 – DEMO & NEW FLOOR PLANS

PLUMBING FIXTURES SCHEDULE

ITEM	DESCRIPTION	MANUFACTURER	MODEL NO.	ROUGH-IN CONNECTIONS (IN.)					FLUSH VALVE	SEAT	FAUCET	CARRIER	DRAIN ASSEMBLY	P-TRAP	STOP / SUPPLY	INSULATION KIT	ADA (Y/N)	NOTES
				TRAP	W	V	CW	HW										
CS-1	CLASSROOM SINK	ELKAY	DRKADQ222065-2LM (6½" DEEP)	1-1/2"	2"	1-1/2"	1/2"	—	—	—	MOEN 8103 (W/ 1.5 GPM AERATOR)	—	ELKAY LKAD35	DEARBORN BRASS 710-1	BRASSCRAFT SCR19X C	TRUEBRO LAV GUARD 2	Y	3
DF-1	DRINKING FOUNTAIN	HAWS	1117L	1-1/2"	2"	1-1/2"	1/2"	—	—	—	—	HAWS 6717	—	HAWS SUPPLIED W/ DF	BRASSCRAFT SCR19X C	—	Y	4, 5
L-1	WALL HUNG LAVATORY	AMERICAN STANDARD	LUCERNE 0356.421	1-1/2"	2"	1-1/2"	1/2"	—	—	—	MOEN 8884	JAY R. SMITH 0722	MCGUIRE 155WC	MCGUIRE MCT150	BRASSCRAFT SCR19X C	TRUEBRO LAV GUARD 2	Y	1, 2, 4, 5
U-1	WALL HUNG URINAL (ELEMENTARY. HT.)	AMERICAN STANDARD	PINTBROOK 6002.001	INT	2"	1-1/2"	3/4"	—	MOEN 8312M0125 (0.125 GPF)	—	—	JAY R. SMITH 0637	—	—	—	—	N	4, 5
WC-1	FLOOR MOUNT WATER CLOSET (ADULT ADA HT.)	AMERICAN STANDARD	MADERA FLOWISE 3461.001	INT	4"	2"	1-1/2"	—	MOEN 8310M128 (1.28 GPF)	BEMIS 1955SSCT	—	—	—	—	—	—	Y	4, 5
WC-3	FLOOR MOUNT WATER CLOSET (KINDER. HT.)	AMERICAN STANDARD	BABY DEVORO FLOWISE 2282.001	INT	4"	2"	1-1/2"	—	MOEN 8310M128 (1.28 GPF)	AMERICAN STANDARD 5001G.055	—	—	—	—	—	—	N	4, 5

1. 0.5 GPM ECONO-FLOW VANDAL PROOF NON-AERATING WATER SUPPLY.
2. PROVIDE WITH LOOSE KEY AND B3-16A SUPPLY.
3. PROVIDE WITH ELKAY LK1141A BUBBLER.
4. FOR RESTROOM PLUMBING FIXTURE HEIGHTS REFER TO ARCHITECT DETAILS.
5. FOR ADA FIXTURE LOCATIONS SEE ARCHITECT PLANS.

PACKAGED AIR CONDITIONING UNITS SCHEDULE

TAG	LOCATION BLD. / ROOM SERVED	MANUFACTURER	MODEL NO.	POWER EXHAUST	COOLING MBH		GAS HEATING MBH		AIRFLOW CFM	ESP IN. W.G.	OUTSIDE AIR MIN. CFM	OUTSIDE AIR MAX. DCV CFM	FAN RPM	MOTOR BHP	SEER	AFUE %	ELECTRICAL			WEIGHT LBS	MOUNTING DETAIL	NOTES
					TOTAL	SENSIBLE	INPUT	OUTPUT									V / PH	MCA	MOCP			
AC-11-C2	BLD. 11 ROOF RM. C2	CARRIER	C 48GEHJ04C2A3-0A3A0 ULTRA LOW NOX 2-STAGE COOLING	—	35.67	25.56	60	49	1,200	0.91	200	500	1,894	0.50	16.00	81	208 / 1	27	40	800	5/2MP-601	1, 2, 3, 4, 5, 6, 7, 8, 12, 13
AC-12-C1	BLD. 12 ROOF RM. C1	CARRIER	48GEHJ05A3M5-3A3A0 ULTRA LOW NOX 2-STAGE COOLING	—	49.90	37.80	60	49	1,600	1.50	200	500	2,114	1.00	17.40	81	208 / 3	26	30	805	5/2MP-601	1, 3, 4, 5, 9, 10, 11, 12, 13

1. WEIGHT INCLUDES ALL OPTIONS AND ACCESSORIES.
2. FURNISHED W/ CANFAB CURB ADAPTER CFCYB-003, FIELD VERIFY CURB ADAPTER FITS (E) CURB DIMENSIONS.
3. CONNECT TO (E) THERMOSTAT NETWORKED TO SCHOOL CONTROL SYSTEM. COORDINATE WITH MANUFACTURER.
4. PROVIDE WITH MERV 13 FILTERS.
5. VERTICAL DISCHARGE CONFIGURATION.
6. FURNISHED WITH ULTRA LOW LEAK - VERTICAL ECONOMIZER X WITH SOLID-STATE W7220 CONTROLLER . VERIFY COMPATIBLE W/ (E) THERMOSTAT / SCHOOL CONTROL SYSTEM.
7. FURNISHED W/ ULTRA LOW NOX - FLUE DISCHARGE DEFLECTOR
8. FURNISHED W/ SIDE FILTER ACCESS DOOR KIT & 16X25X2 MERV-13 REPLACEMENT AIR FILTERS.
9. FURNISHED W/ MICROMETL CURB ADAPTER CA-CAR-537-TRN-544-24, FIELD VERIFY CURB ADAPTER FITS (E) CURB DIMENSIONS.
10. FURNISHED WITH ULTRA LOW LEAK ECONOMIZER W/ POWERED EXHAUST & CONTROLLERS COMPATIBLE W/ (E) THERMOSTAT / SCHOOL CONTROL SYSTEM.
11. FURNISHED WITH LOUVERED HAIL GUARDS, UN POWERED CONVENIENCE OUTLET, AND HINGED ACCESS PANELS.
12. IF EQUIPMENT MODEL SPECIFIED IS NO LONGER AVAILABLE AT TIME OF CONSTRUCTION FOR ANY REASON INCLUDING NEW REGULATORY REQUIREMENTS, PROVIDE THE NEW EQUIVALENT MODEL & INCLUDE EXPECTED PRICE DIFFERENCES IN BID.
13. C R-454B REFRIGERANT. GORILLA COATING CONDENSER COATING ONLY.

GAS FIRED FURNACE SCHEDULE

TAG	LOCATION BLD. / ROOM SERVED	MANUFACTURER	MODEL NO.	GAS HEATING		AIRFLOW CFM	ESP IN. W.G.	OUTSIDE AIR MIN. CFM	OUTSIDE AIR MAX. DCV CFM	AFUE %	MOTOR	ELECTRICAL			WEIGHT LBS	MOUNTING DETAIL	NOTES
				INPUT MBH	OUTPUT MBH						HP	V / PH	MCA	MOCP			
F-10-C2	BLD. 10 RM. C2	CARRIER	58SU0B100M2120	100	80	1,620	0.8	200	500	80	1	115 / 1	18.2	20	155	1/2MP-601	1, 2, 3, 4
F-10-C3	BLD. 10 RM. C3	CARRIER	58SU0B100M2120	100	80	1,620	0.8	200	500	80	1	115 / 1	18.2	20	155	1/2MP-601	1, 2, 3, 4
F-10-C4	BLD. 10 RM. C4	CARRIER	58SU0B100M2120	100	80	1,620	0.8	200	500	80	1	115 / 1	18.2	20	155	1/2MP-601	1, 2, 3, 4
F-10-C5	BLD. 10 RM. C5	CARRIER	58SU0B100M2120	100	80	1,620	0.8	200	500	80	1	115 / 1	18.2	20	155	1/2MP-601	1, 2, 3, 4
F-10-C6	BLD. 10 RM. C6	CARRIER	58SU0B100M2120	100	80	1,620	0.8	200	500	80	1	115 / 1	18.2	20	155	1/2MP-601	1, 2, 3, 4

1. PROVIDE WITH VENT KIT.
2. PROVIDE WITH 2" THICK MERV 13 FILTERS.
3. CONNECT TO (E) THERMOSTAT NETWORKED TO SCHOOL CONTROL SYSTEM. COORDINATE WITH MANUFACTURER.
4. PROVIDE ECONOMIZER CONTROLLER & SENSORS COMPATIBLE W/ (E) THERMOSTAT / SCHOOL CONTROL SYSTEM. PROVIDE MOTORIZED OUTSIDE AIR DAMPER TO BE CONTROLLED BY ECONOMIZER CONTROLLER.
5. IF EQUIPMENT MODEL SPECIFIED IS NO LONGER AVAILABLE AT TIME OF CONSTRUCTION FOR ANY REASON INCLUDING NEW REGULATORY REQUIREMENTS, PROVIDE THE NEW EQUIVALENT MODEL & INCLUDE EXPECTED PRICE DIFFERENCES IN BID.

COOLING COILS SCHEDULE

TAG	LOCATION BLD. / ROOM SERVED	MANUFACTURER	MODEL NO.	CONDENSING UNIT	NOMINAL CAPACITY TONS	COOLING	REFRIGERANT PIPING		WEIGHT LBS	NOTES
						TOTAL MBH	LIQUID	GAS		
CC-10-C2	BLD. 10 RM. C2	CARRIER	C CAAMP4821AMA	CU-10-C2	4	54.43	3/8"	7/8"	45	1, 2, 3
CC-10-C3	BLD. 10 RM. C3	CARRIER	CAAMP4821AMA	CU-10-C3	4	54.43	3/8"	7/8"	45	1, 2, 3
CC-10-C4	BLD. 10 RM. C4	CARRIER	CAAMP4821AMA	CU-10-C4	4	54.43	3/8"	7/8"	45	1, 2, 3
CC-10-C5	BLD. 10 RM. C5	CARRIER	CAAMP4821AMA	CU-10-C5	4	54.43	3/8"	7/8"	45	1, 2, 3
CC-10-C6	BLD. 10 RM. C6	CARRIER	CAAMP4821AMA	CU-10-C6	4	54.43	3/8"	7/8"	45	1, 2, 3

1. VERIFY REFRIGERANT PIPE SIZES AND ROUTING LIMITATIONS WITH MANUFACTURER PRIOR TO INSTALLATION.
2. IF EQUIPMENT MODEL SPECIFIED IS NO LONGER AVAILABLE AT TIME OF CONSTRUCTION FOR ANY REASON INCLUDING NEW REGULATORY REQUIREMENTS, PROVIDE THE NEW EQUIVALENT MODEL & INCLUDE EXPECTED PRICE DIFFERENCES IN BID.
3. C R-454B REFRIGERANT.

CONDENSING UNITS SCHEDULE

TAG	LOCATION BLD. / ROOM SERVED	MANUFACTURER	MODEL NO.	COOLING COIL	NOMINAL CAPACITY TONS	COOLING	REFRIGERANT PIPING		SEER	ELECTRICAL			WEIGHT LBS	MOUNTING DETAIL	NOTES
						TOTAL MBH	LIQUID	GAS		V / PH	MCA	MOCP			
CU-10-C2	BLD. 10 OUTSIDE RM. C2	CARRIER	C 26SCA448N006	CC-10-C2	4	45.64	3/8"	7/8"	14	460 / 3	8.4	15	215	12/2MP-601	1, 2, 3, 4, 5
CU-10-C3	BLD. 10 OUTSIDE RM. C3	CARRIER	26SCA448N006	CC-10-C3	4	45.64	3/8"	7/8"	14	460 / 3	8.4	15	215	12/2MP-601	1, 2, 3, 4, 5
CU-10-C4	BLD. 10 OUTSIDE RM. C4	CARRIER	26SCA448N006	CC-10-C4	4	45.64	3/8"	7/8"	14	460 / 3	8.4	15	215	12/2MP-601	1, 2, 3, 4, 5
CU-10-C5	BLD. 10 OUTSIDE RM. C5	CARRIER	26SCA448N006	CC-10-C5	4	45.64	3/8"	7/8"	14	460 / 3	8.4	15	215	12/2MP-601	1, 2, 3, 4, 5
CU-10-C6	BLD. 10 OUTSIDE RM. C6	CARRIER	26SCA448N006	CC-10-C6	4	45.64	3/8"	7/8"	14	460 / 3	8.4	15	215	12/2MP-601	1, 2, 3, 4, 5

1. VERIFY REFRIGERANT PIPE SIZES AND ROUTING LIMITATIONS WITH MANUFACTURER PRIOR TO INSTALLATION.
2. FURNISHED W/ LOW PRESSURE SW KIT
3. FURNISHED W/ CRANKCASE HEATER KIT.
4. IF EQUIPMENT MODEL SPECIFIED IS NO LONGER AVAILABLE AT TIME OF CONSTRUCTION FOR ANY REASON INCLUDING NEW REGULATORY REQUIREMENTS, PROVIDE THE NEW EQUIVALENT MODEL & INCLUDE EXPECTED PRICE DIFFERENCES IN BID.
5. C R-454B REFRIGERANT.

FANS SCHEDULE

TAG	LOCATION BLD. / ROOM SERVED	MANUFACTURER	MODEL NO.	TYPE	AIRFLOW CFM	ESP IN. W.G.	FAN RPM	SOUND POWER SONES	MOTOR			WEIGHT LBS	MOUNTING DETAIL	NOTES
									WATTS	HP	V / PH			
EF-8-807	BLD. 8 RR. 807	GREENHECK	SP-A200	CEILING EXHAUST FAN	120	0.25	648	1.1	19	—	115 / 1	35	2 OR 3 /2MP-601	1, 2, 3, 4
EF-9-902	BLD. 9 RR. 902	GREENHECK	SP-A200	CEILING EXHAUST FAN	120	0.25	648	1.1	19	—	115 / 1	35	2 OR 3 /2MP-601	1, 2, 3, 4

1. CONTROL W/ LIGHTS BY WALL SWITCH / OCCUPANCY SENSOR.
2. PROVIDE WITH UL LISTING, FAN MOUNTED SPEED CONTROL, & BACKDRAFT DAMPER.
3. PROVIDE WITH FACTORY ISOLATION KIT.
4. PROVIDE ROOF CURB CAP. FOR MOUNTING SEE DETAIL 13/2MP-601.

AGENCY APPROVAL DSA# 01-121440

196

911 W HEDDING ST., SUITE 101
SAN JOSE, CA 95126
TEL (408) 715-4470

CEG JOB NO: 23146

CYPRESS Engineering Group

831.218.1802
8 Harris Court, Suite A8
Monterey, CA 93940
cypresseg.com

HVAC, Plumbing, Fire Protection
Building Commissioning
Industrial Refrigeration
Environmental Compliance
Training & Technical Support

CONSULTANTS

MECHANICAL ENGINEER
CYPRESS ENGINEERING GROUP
9 Harris Court, Suite A8
Monterey, CA 93940
TEL (831) 218-1802

CIVIL ENGINEER
CARROLL ENGINEERING
1101 South Winchester Blvd., Suite H184
San Jose, CA 95128
TEL (408) 261-9800

STRUCTURAL ENGINEER
BASE Design Inc.
582 Market St. Ste 1402
San Francisco, CA 94104
TEL (415) 466-2997

ELECTRICAL ENGINEER
ATIUM ENGINEERING
3533 York Ln.
San Ramon, CA 94582
TEL (913) 961-1658

TECHNOLOGY ENGINEER
KMM Services Inc.
5433 El Camino Ave. Ste 5
Carmichael, CA 95608
TEL (916) 359-4000

PROFESSIONAL STAMP

REGISTERED PROFESSIONAL ENGINEER — MEHRAN SERTIPZAND — No. M31059 — EXP. JUNE 30, 2025 — MECHANICAL — STATE OF CALIFORNIA

REVISIONS

NO.	DATE	DESCRIPTION
A	11/15/24	ADDENDUM 1
C	11/18/24	ADDENDUM 3

THE ARCHITECT DOES NOT REPRESENT THAT THESE PLANS OR THE SPECIFICATIONS ARE SUITABLE FOR ANY SITE OTHER THAN THE ONE FOR WHICH THEY WERE SPECIFICALLY PREPARED. THE ARCHITECT DISCLAIMS RESPONSIBILITY FOR THESE PLANS AND SPECIFICATIONS IF THEY ARE USED IN WHOLE OR IN PART AT ANY OTHER SITE. WRITTEN DIMENSIONS ON THESE DRAWINGS SHALL HAVE PRECEDENCE OVER SCALED DIMENSIONS.

PROJECT OWNER & TITLE

MOUNT DIABLO UNIFIED SCHOOL DISTRICT
1936 Carlotta Dr. Concord
Concord, CA 94519

RIO VISTA ES MODERNIZATION & SITE IMPROVEMENTS

611 Pacifica Ave
Bay Point, CA 94565

SHEET TITLE

SCHEDULES - MECHANICAL & PLUMBING

INCREMENT: INC.2

DRAWN BY: RR JOB NUMBER: 23118.01

SHEET NO.

2MP-002

DATE: SEPTEMBER 24, 2024

CONSTRUCTION DOCUMENTS

FILE LOCATION: E:\Shared Drives\HVAC\19-6 Nineteen Six\23146 - Rio Vista ES Mod\03 Dwgs\Rio Vista ES Mod Inc 2.dwg

DATE PLOTTED: 11/18/2024 5:52 PM

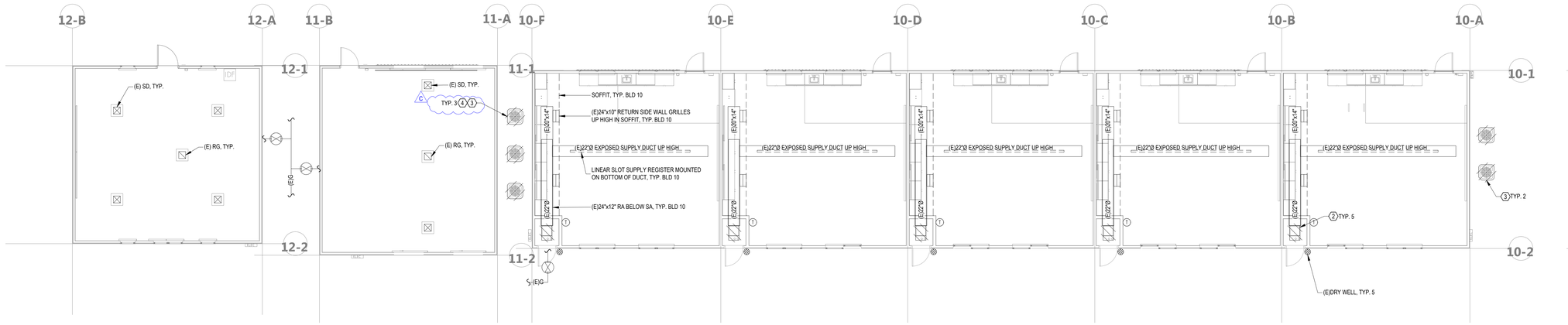

1
2MP-203

BLDGS 10, 11, 12 FLOOR PLANS - DEMO - MECHANICAL & PLUMBING

SCALE: 1/8" = 1'-0"

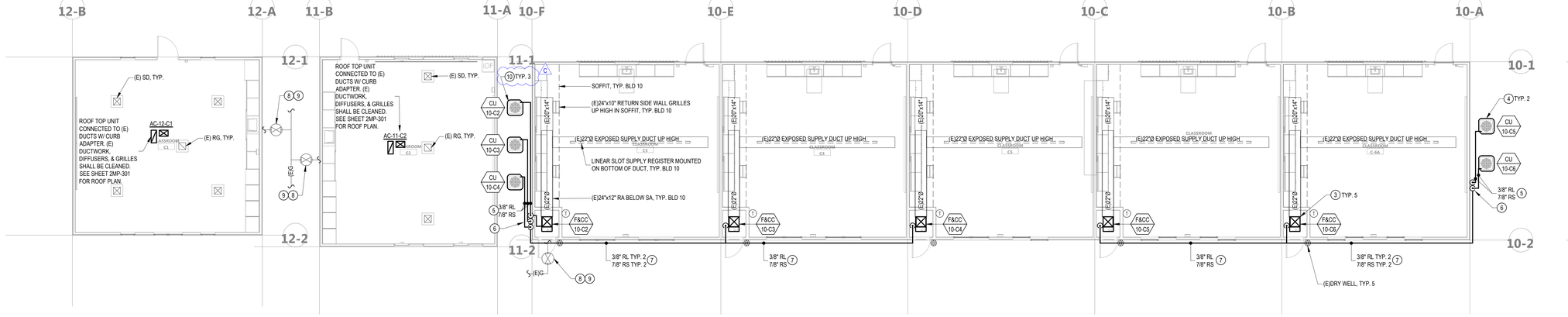

2
2MP-203

BLDGS 10, 11, 12 FLOOR PLANS - NEW - MECHANICAL & PLUMBING

SCALE: 1/8" = 1'-0"

NEW SHEET NOTES

1. NOTE # NOT USED.
2. NOTE # NOT USED.
3. INSTALL FURNACE & COOLING COIL IN (E) MECH. CLOSET W/ (E)RETURN PLENUM. ENSURE CORRECT UNIT ORIENTATION AND CONNECT COOLING COIL TO (E) SUPPLY DUCTWORK. FOR REFERENCE SEE DETAIL 1/2MP-601. RUN REFRIGERANT LINE SETS FROM CONDENSING UNITS TO COOLING COILS. PROVIDE NEW MERV 13 FILTERS.
4. INSTALL CONDENSING UNIT ON (E) HOUSE KEEPING PAD W/ REFRIGERANT LINE SET TO COOLING COIL.
5. HORIZONTAL REFRIGERANT PIPES SUPPORTED TO EXTERIOR WALL, SEE DETAIL 10/2MP-601.
6. VERTICAL REFRIGERANT PIPES SUPPORTED TO EXTERIOR WALL, SEE DETAIL 9/2MP-601.
7. REFRIGERANT PIPES SUPPORTED TO ROOF OVERHANG, SEE DETAIL 8/2MP-601.
8. (E) GAS SOV IN (E) VALVE BOX W/ LID LABELED BUILDING GAS SHUT OFF VALVE.
9. INSTALL SIGN MOUNTED ON BUILDING NEARBY LABELED "BUILDING GAS SHUT OFF VALVE IN UNDERGROUND VALVE BOX".
10. INSTALL 8" CONC. CONDENSING UNIT HOUSEKEEPING PAD. SEE STRUCTURAL DETAIL S/2S-501. INSTALL CONDENSING UNIT ON HOUSE KEEPING PAD W/ REFRIGERANT LINE SET TO COOLING COIL.

DEMOLITION SHEET NOTES

1. NOTE # NOT USED.
2. REMOVE (E) FURNACE, COOLING COIL, & REFRIGERANT PIPING. (E) DUCTWORK CONNECTED TO THE FURNACE & COOLING COIL TO REMAIN.
3. REMOVE (E) CONDENSING UNIT & REFRIGERANT PIPING COMPLETE.
4. REMOVE (E) CONC. HOUSE KEEPING PAD COMPLETE.

GENERAL NOTES

1. CONTRACTOR SHALL BE RESPONSIBLE FOR PROTECTING ALL EXISTING AND NEW BUILDING STRUCTURES, SERVICES, AND OWNER'S PROPERTY DURING THE ENTIRE PERIOD OF CONSTRUCTION.
2. COORDINATE THE LOCATIONS OF ROOF/WALL OPENINGS, PENETRATIONS, DUCTWORK, PIPING, AND ALL MECHANICAL AND PLUMBING EQUIPMENT WITH RESPECT TO BUILDING STRUCTURE AND OTHER BUILDING SERVICES TO AVOID CONFLICT.
3. SEE ARCHITECT'S DRAWINGS FOR PATCHING AND REPAIR OF ROOF, WALL, AND FLOOR PENETRATIONS.
4. INFORMATION SHOWN IS BASED ON AVAILABLE AS-BUILTS AND THE LOCATION OF ALL EQUIPMENT, DUCTS, PENETRATIONS, PIPING, AND OTHER PROJECTIONS SHOWN ON THE PLANS IS APPROXIMATE. NOT ALL EXISTING ITEMS ARE IDENTIFIED OR SHOWN ON THE PLANS. THE CONTRACTOR IS RESPONSIBLE FOR FIELD VERIFYING EXISTING CONDITIONS, INCLUDING ALL RELEVANT DIMENSION,S EQUIPMENT COUNTS, AND LOCATIONS PRIOR TO SUBMITTING A BID.
5. SEE PLANS AND SPECIFICATIONS FOR ALL OTHER DISCIPLINES FOR ADDITIONAL SCOPE OF WORK THAT MAY NOT BE SHOWN HERE. COORDINATE WITH GENERAL CONTRACTOR TO CONFIRM ENTIRE SCOPE OF WORK HAS BEEN INCLUDED.

KEY PLAN

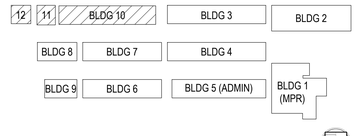

AGENCY APPROVAL DSA# 01-121440

196
911 W HEDDING ST., SUITE 101
SAN JOSE, CA 95126
TEL (408) 715-4470

CEG JOB NO: 23146
CYPRESS Engineering Group
831.218.1802
8 Harris Court, Suite A8
Monterey, CA 93940
cypresseg.com
HVAC, Plumbing, Fire Protection
Building Commissioning
Industrial Refrigeration
Environmental Compliance
Training & Technical Support

CONSULTANTS

MECHANICAL ENGINEER
CYPRESS ENGINEERING GROUP
9 Harris Court, Suite A8
Monterey, CA 93940
TEL (831) 218-1802

CIVIL ENGINEER
CARROLL ENGINEERING
1101 South Winchester Blvd., Suite H184
San Jose, CA 95128
TEL (408) 261-9800

STRUCTURAL ENGINEER
BASE Design Inc.
582 Market St. Ste 1402
San Francisco, CA 94104
TEL (415) 466-2997

ELECTRICAL ENGINEER
ATIUM ENGINEERING
3533 York Ln.
San Ramon, CA 94582
TEL (913) 961-1658

TECHNOLOGY ENGINEER
KMM Services Inc.
5433 El Camino Ave. Ste 5
Carmichael, CA 95608
TEL (916) 359-4000

PROFESSIONAL STAMP

REGISTERED PROFESSIONAL ENGINEER — MATTHEW SERTTAS — No. M31059 — EXP. JUNE 30, 2025 — MECHANICAL — STATE OF CALIFORNIA

REVISIONS

NO.	DATE	DESCRIPTION
	11/15/24	DSA V3
A	11/15/24	ADDENDUM 1
C	11/18/24	ADDENDUM 3

THE ARCHITECT DOES NOT REPRESENT THAT THESE PLANS OR THE SPECIFICATIONS ARE SUITABLE FOR ANY SITE OTHER THAN THE ONE FOR WHICH THEY WERE SPECIFICALLY PREPARED. THE ARCHITECT DISCLAIMS RESPONSIBILITY FOR THESE PLANS AND SPECIFICATIONS IF THEY ARE USED IN WHOLE OR IN PART AT ANY OTHER SITE. WRITTEN DIMENSIONS ON THESE DRAWINGS SHALL HAVE PRECEDENCE OVER SCALED DIMENSIONS.

PROJECT OWNER & TITLE
MOUNT DIABLO UNIFIED SCHOOL DISTRICT
1936 Carlotta Dr. Concord
Concord, CA 94519

RIO VISTA ES MODERNIZATION & SITE IMPROVEMENTS
611 Pacifica Ave
Bay Point, CA 94565

SHEET TITLE
BLDGS 10, 11, 12 - DEMO & NEW FLOOR PLANS
INCREMENT: INC.2

DRAWN BY: RR JOB NUMBER: 23118.01

SHEET NO.
2MP-203
DATE: SEPTEMBER 24, 2024

CONSTRUCTION DOCUMENTS

FILE LOCATION: E:\Shared Drives\HVAC\19-6 Nineteen Six\23146 - Rio Vista ES Mod\03 Dwgs\Rio Vista ES Mod Inc 2.dwg

DATE PLOTTED: 11/18/2024 5:53 PM