



2023-2024

PSSA Assessment &

Keystone Exam Results

Grades 3-12

PSSA & Keystone Data

District Summary Data

- English Language Arts by Grade
- Mathematics by Grade
- Science by Grade

Additional Reporting

- Cohort Data
- Future Ready Index
- Action Plans

State Assessments

PSSA: The Pennsylvania System of School Assessment (PSSA) is an annual assessment administered in commonwealth classrooms in grades 3 through 8, and in English Language Arts and Mathematics and in grades 4 & 8 for Science.

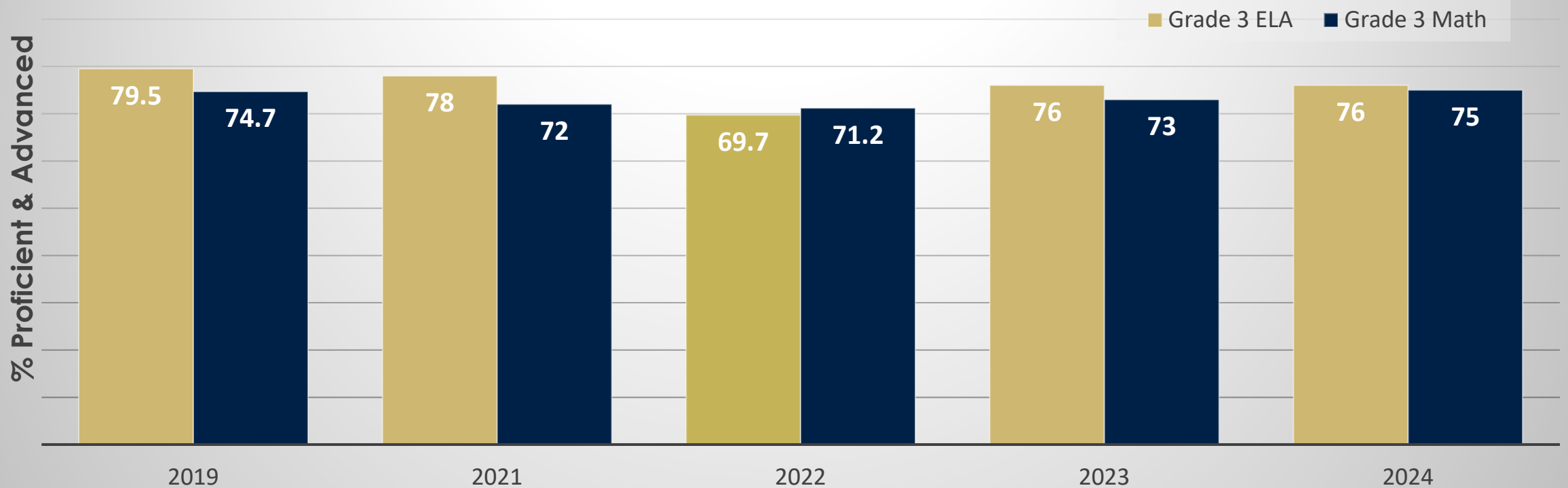
Keystone Exams: The Keystone Exams are end-of-course assessments designed to assess proficiency in the subject areas of Literature, Algebra I, and Biology.

Source: Pennsylvania Department of Education

3rd Grade Trends

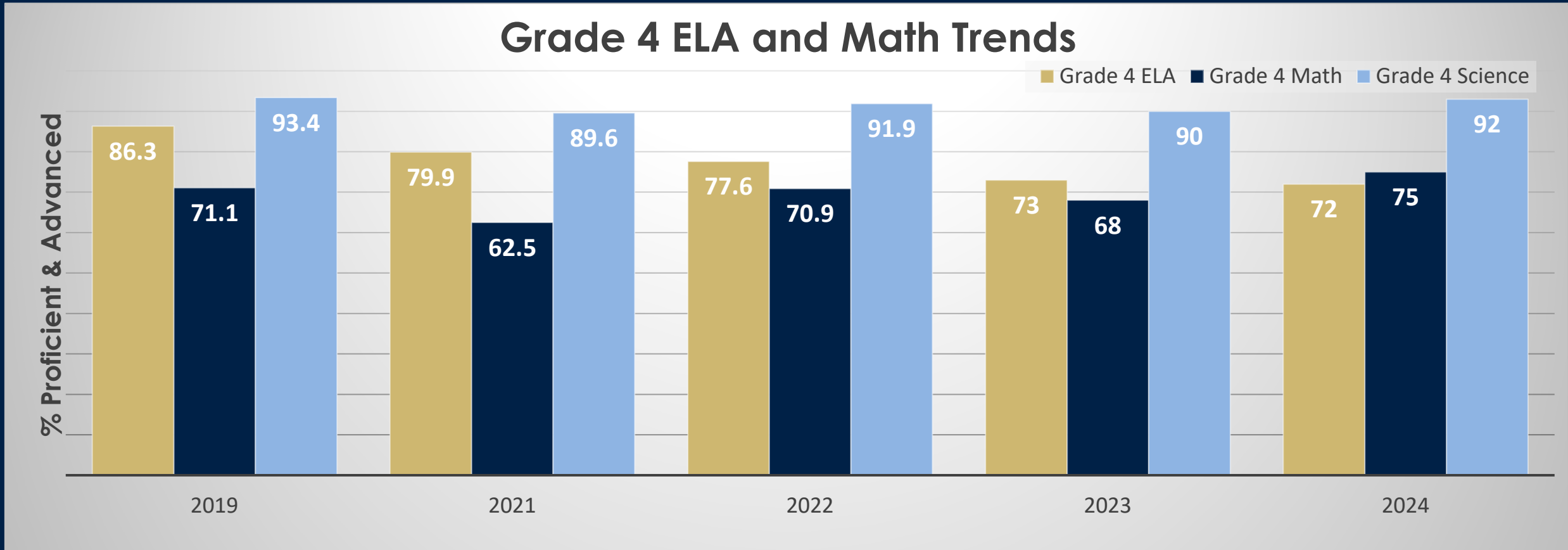
Source: eMetric & LinkIt!

Grade 3 ELA and Math Trends



4th Grade Trends

Source: eMetric & LinkIt!



Grades 3 & 4: PSSA Results

Subject	Grade	2022 % Advanced + Proficient	2023 % Advanced + Proficient	2024 % Advanced + Proficient	Montgomery County % of Advanced + Proficient 2024	State Average % of Advanced + Proficient 2024	Spring-Ford to State Comparison 2024
ELA	3	69.7%	76.0%	76.0%	66.6%	56.0%	+20.0%
ELA	4	77.6%	73.0%	72.0%	65.5%	52.0%	+20.0%
Math	3	71.2%	73.0%	75.0%	64.3%	52.0%	+23.0%
Math	4	70.9%	68.0%	75.0%	65.5%	48.0%	+27.0%
Science	4	91.9%	90.0%	92.0%	87.0%	77.0%	+15.0%

Source: [PA Department of Education](#) , eMetric, & LinkIt!

Grades 3 & 4: PSSA Results 2024

Subject	Grade	Below Basic %	Basic %	Proficient %	Advanced %
ELA	3	6%	18%	61%	15%
ELA	4	5%	23%	44%	28%
Math	3	8%	16%	40%	36%
Math	4	6%	19%	34%	41%
Science	4	<1%	7%	38%	55%

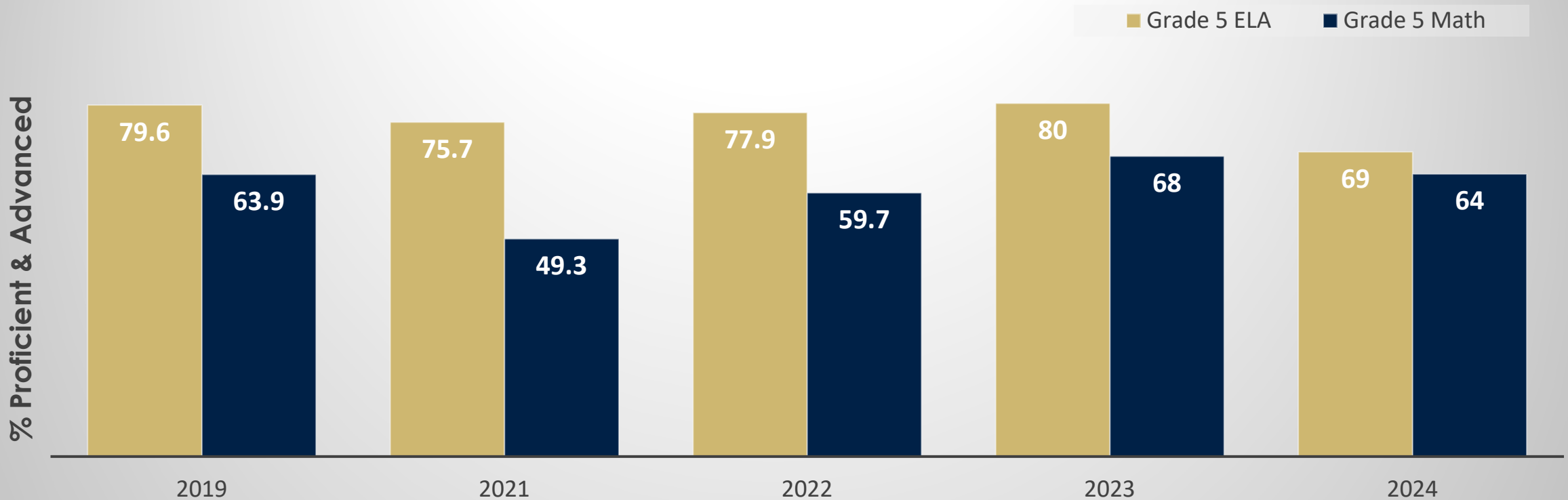
Source: LinkIt!

*Percentages may not total 100% due to rounding.

5th Grade Trends

Source: eMetric & LinkIt!

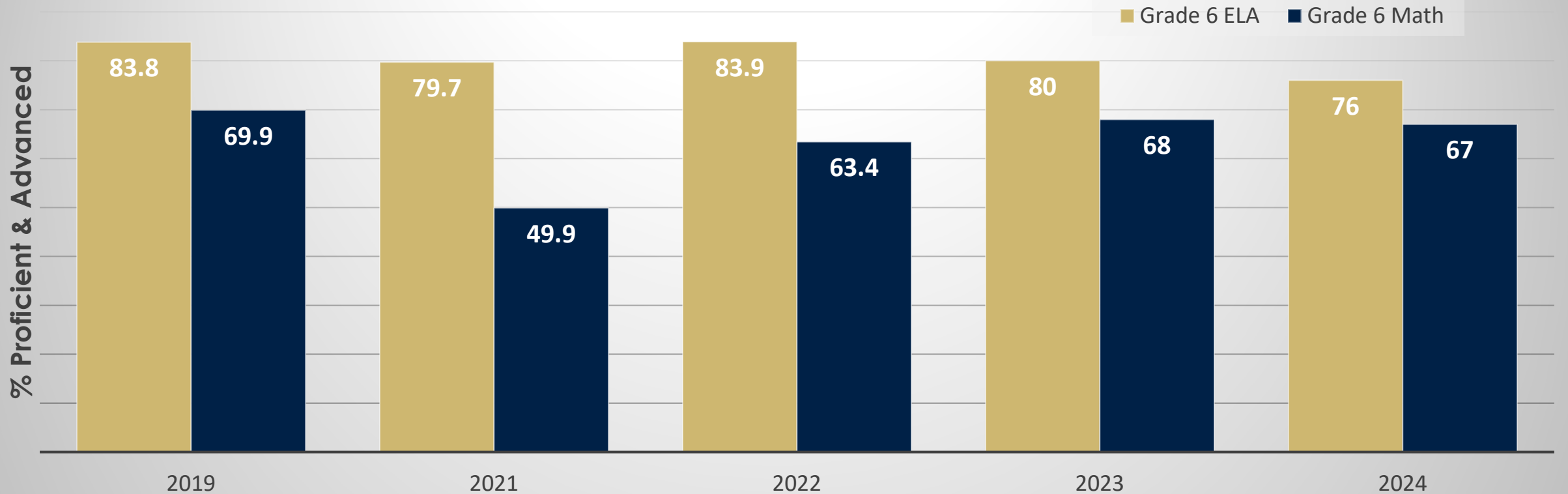
Grade 5 ELA and Math Trends



6th Grade Trends

Source: eMetric & LinkIt!

Grade 6 ELA and Math Trends



Grades 5 & 6 Center: PSSA Results

Subject	Grade	2022 % Advanced + Proficient	2023 % Advanced + Proficient	2024 % Advanced + Proficient	Montgomery County % of Advanced + Proficient 2024	State Average % of Advanced + Proficient 2024	Spring-Ford to State Comparison 2024
ELA	5	77.9%	80.0%	69.0%	66.0%	52.0%	+17.0%
ELA	6	83.9%	80.0%	76.0%	64.6%	53.0%	+23.0%
Math	5	59.7%	68.0%	64.0%	58.2%	43.0%	+21.0%
Math	6	63.4%	68.0%	67.0%	52.6%	38.0%	+29.0%

Source: [PA Department of Education](#) , eMetric, & LinkIt!

Grades 5 & 6 Center: PSSA Results 2024

Subject	Grade	Below Basic %	Basic %	Proficient %	Advanced %
ELA	5	7%	25%	53%	15%
ELA	6	2%	21%	50%	27%
Math	5	9%	27%	40%	24%
Math	6	8%	25%	36%	31%

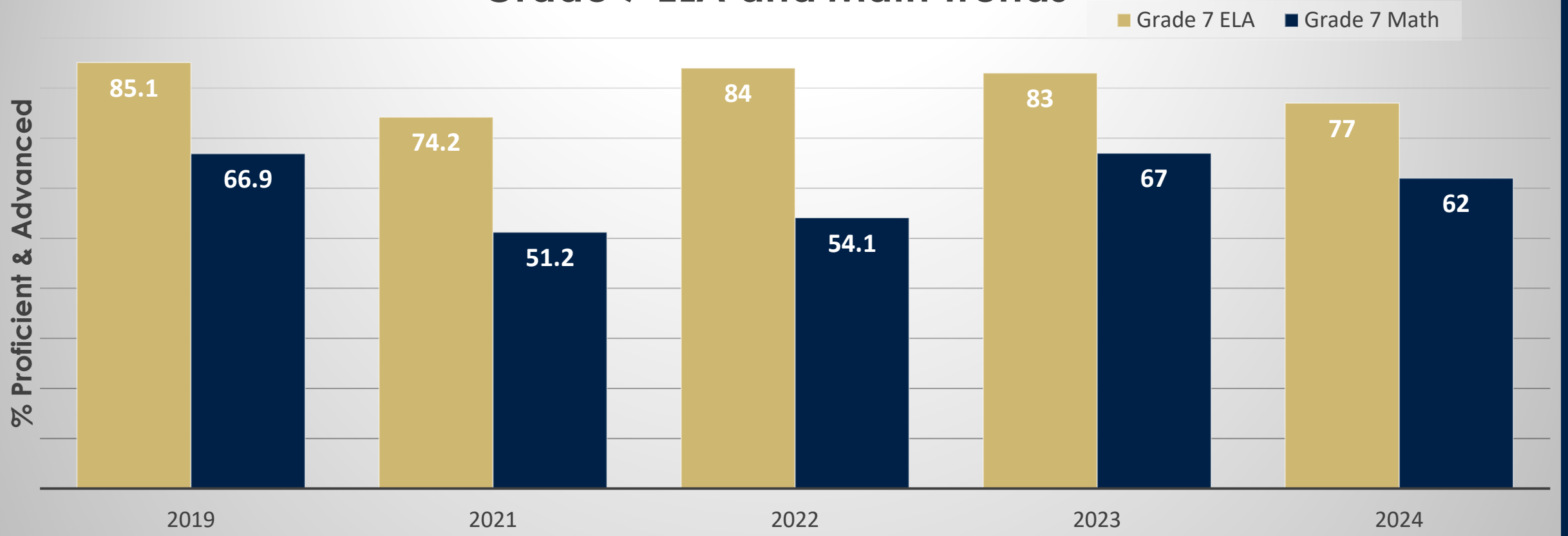
Source: LinkIt!

*Percentages may not total 100% due to rounding.

7th Grade Trends

Source: eMetric & LinkIt!

Grade 7 ELA and Math Trends



7th Grade Center PSSA Results

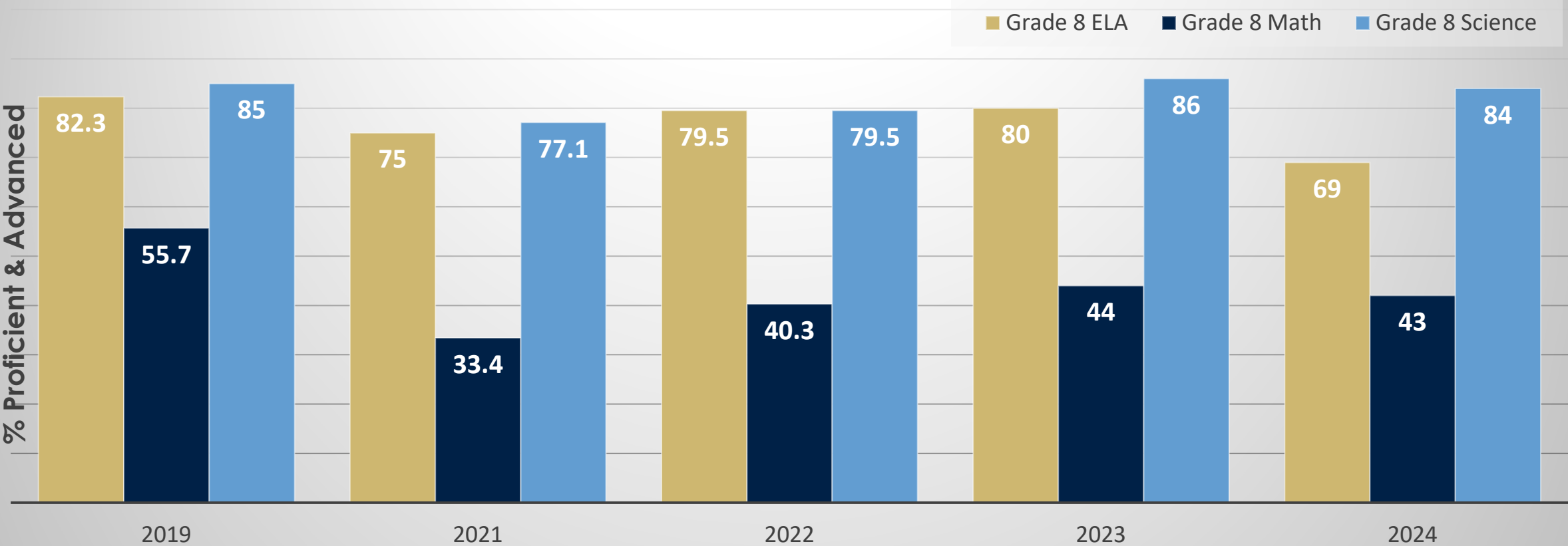
Subject	Grade	2022 % Advanced + Proficient	2023 % Advanced + Proficient	2024 % Advanced + Proficient	Montgomery County % of Advanced + Proficient 2024	State Average % of Advanced + Proficient 2024	Spring-Ford to State Comparison 2024
ELA	7	84.0%	83.0%	77.0%	64.5%	53.0%	+24.0%
Math	7	54.1%	67.0%	62.0%	48.8%	34.0%	+28.0%

Source: [PA Department of Education](#), eMetric, & LinkIt!

8th Grade Trends

Source: eMetric & LinkIt!

Grade 8 ELA, Math, and Science Trends



8th Grade Center PSSA Results

Subject	Grade	2022 % Advanced + Proficient	2023 % Advanced + Proficient	2024 % Advanced + Proficient	Montgomery County % of Advanced + Proficient 2024	State Average % of Advanced + Proficient 2024	Spring-Ford to State Comparison 2024
ELA	8	79.5%	80.0%	69.0%	62.0%	52.0%	+17.0%
Math	8	40.3%	44.0%	43.0%	40.4%	29.0%	+14.0%
Science	8	79.5%	86.0%	84.0%	65.4%	54.0%	+30.0%

Source: [PA Department of Education](#), eMetric, & LinkIt!

Grades 7 & 8: PSSA Results 2024

Subject	Grade	Below Basic %	Basic %	Proficient %	Advanced %
ELA	7	1%	22%	49%	28%
ELA	8	3%	27%	52%	18%
Math	7	16%	23%	34%	27%
Math	8	24%	34%	26%	16%
Science	8	5%	12%	34%	49%

Source: LinkIt!

*Percentages may not total 100% due to rounding.

Keystone Exam Data

- Literature
- Algebra I (Middle and High School)
- Biology

Keystone Exam Results- Spring 2024 Administration Only

Subject	2022 % Advanced + Proficient	2023 % Advanced + Proficient	2024 % Advanced + Proficient	State Average % of Advanced + Proficient 2024	Spring-Ford to State Comparison 2024
Literature	78.6%	70.7%	72.0%	53.3%	+18.7%
Algebra I	63.9%	66.8%	67.3%% All 97.0% MS 54.7% HS	31.7%	+35.6%
Biology	79.7%	75.6%	76.0%	39.7%	+36.3%

Source: eMetric & LinkIt!- These scores represent all test takers for the spring testing administrations.

Keystone Exam Results – Spring 2024

Subject	Below Basic %	Basic %	Proficient %	Advanced %
Literature	6%	22%	58%	14%
Algebra I	7%	25%	31%	36%
Biology	9%	15%	26%	50%

Source: LinkIt! – This data includes all test takers for this administration.

*Percentages may not total 100% due to rounding.

Keystone Exam Results- Federal Accountability

Subject	Spring-Ford % Advanced + Proficient	Montgomery County % of Advanced + Proficient	State Average % of Advanced + Proficient
Literature	80.7%	71.1%	63.2%
Algebra I	62.9%	51.2%	41.6%
Biology	78.2%	62.9%	50.5%

Source: PA.gov - These scores represent all scores that represent the achievement at any point through 11th for Keystone Exams.

PSSA Cohort Data

Class of 2028 – Current 9th graders

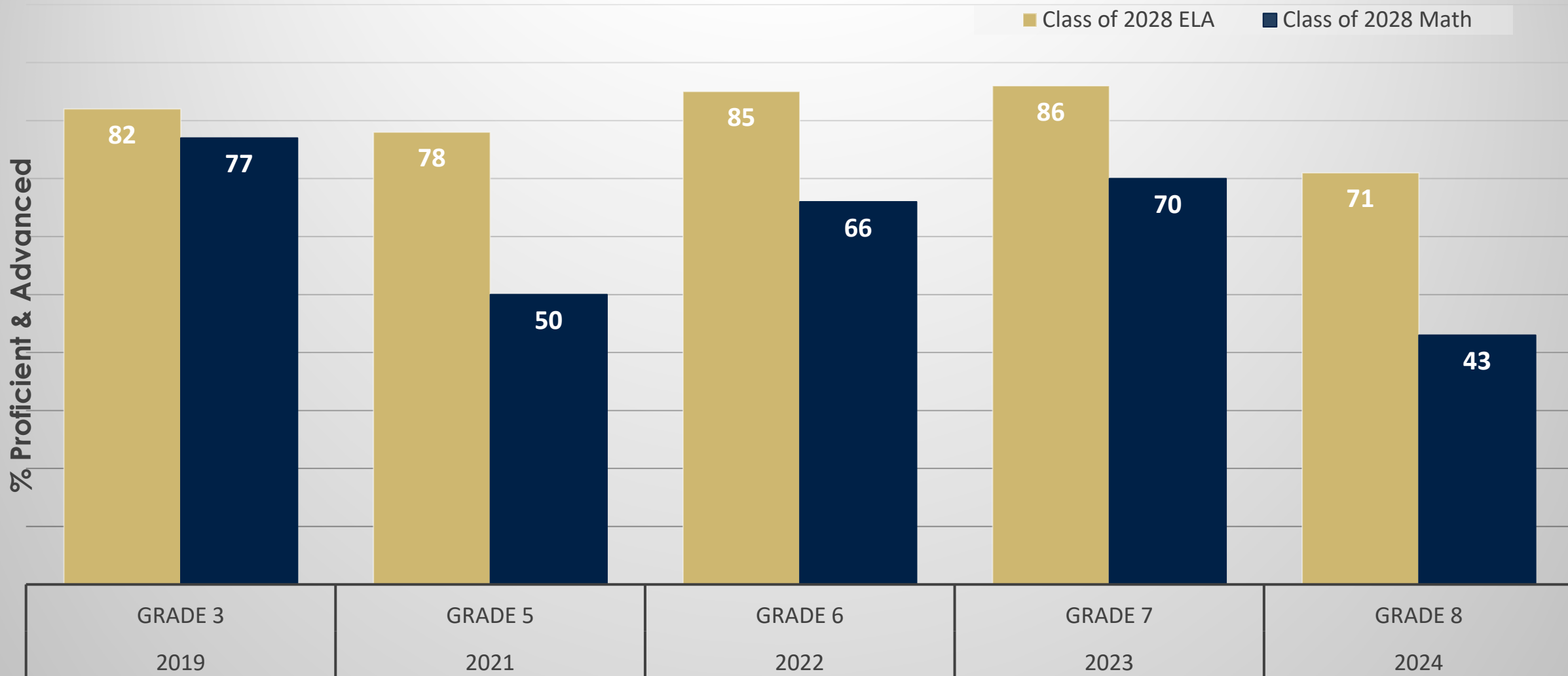
Class of 2029 – Current 8th graders

Class of 2030 – Current 7th graders

Class of 2031 – Current 6th graders

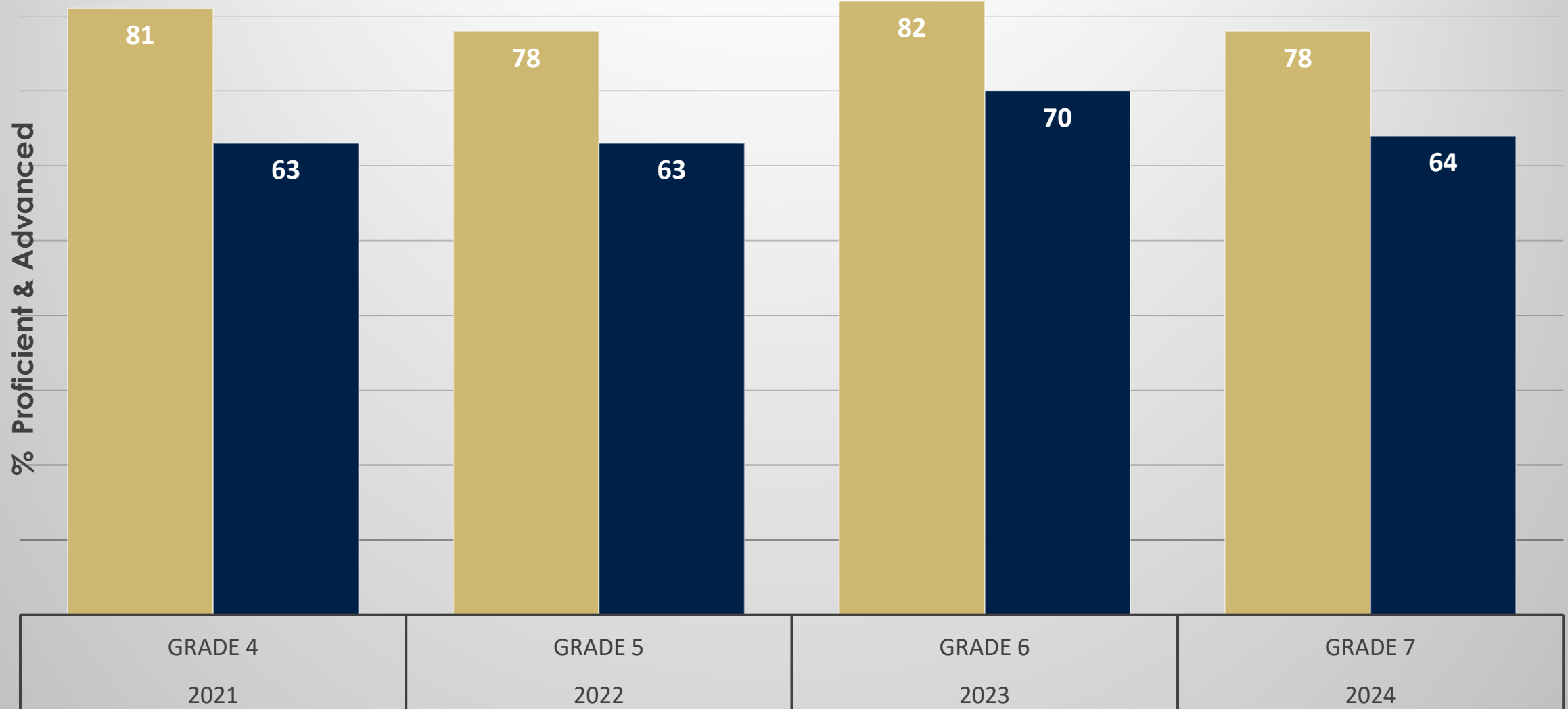
Class of 2032 – Current 5th graders

ELA and Math PSSA Cohort Data Class of 2028



ELA and Math PSSA Cohort Data Class of 2029

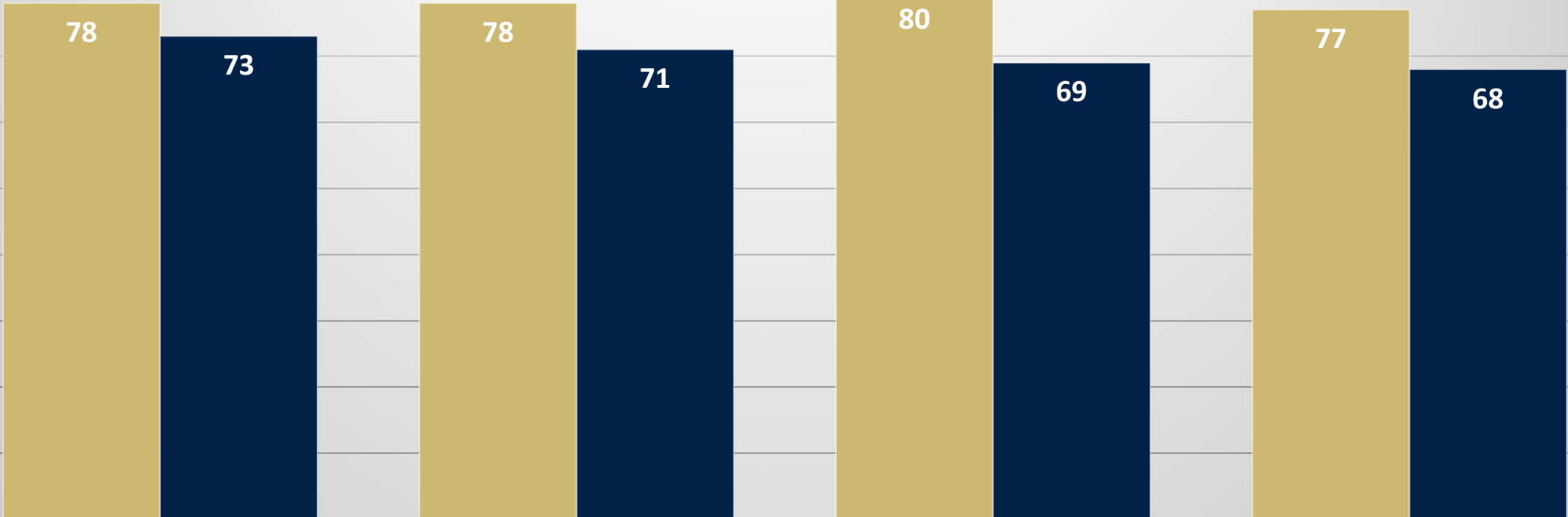
■ Class of 2029 ELA ■ Class of 2029 Math



ELA and Math PSSA Cohort Data Class of 2030

■ Class of 2030 ELA ■ Class of 2030 Math

% Proficient & Advanced



GRADE 3

2021

GRADE 4

2022

GRADE 5

2023

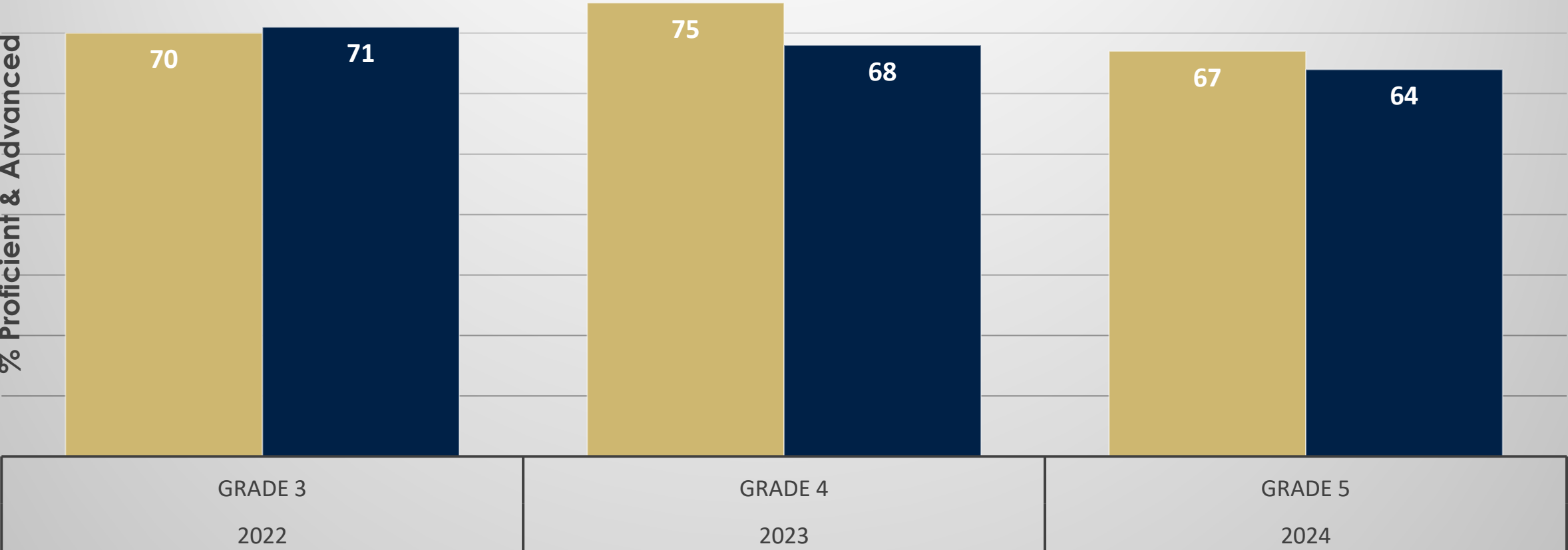
GRADE 6

2024

ELA and Math PSSA Cohort Data Class of 2031

■ Class of 2031 ELA ■ Class of 2031 Math

% Proficient & Advanced




ELA and Math PSSA Cohort Data Class of 2032

■ Class of 2032 ELA

■ Class of 2032 Math

% Proficient & Advanced



GRADE 3

2023

GRADE 4

2024

Future Ready PA Index



State Assessment Measures

Percent Proficient or Advanced on PSSAs/Keystones- ELA, Math, and Science

Demonstrating Growth- ELA, Math, and Science

Advanced ELA, Math, and Science Assessment



On-Track Measures

English Language Growth and Attainment
Regular Attendance

Early Indicators of Success- Grade 3

Early Indicators of Success- Grade 7



College and Career Measures

Career Standards Benchmark
Graduation 4-Year Cohort
Graduation 5-Year Cohort
Industry-Based Learning
Industry-Based Competency
Rigorous Course of Study
Post Secondary Transition



**SPRING-FORD
LEARNING**

District Points of Pride



MTSS (Multi-Tiered Systems of Supports) are in place in grades K-8 to support student success.



We are meeting students' needs through intervention programs which include academic and behavioral supports.



Our students maintained high achievement by comparison to other schools across the county and state.



We have programs and resources that are standards aligned and provide high levels of rigor.

Comprehensive Plan: Priority Areas

Mathematics

- Goal 1: All buildings will meet or exceed the 2030 PSSA proficiency targets for math.
- Goal 2: Ensure all curriculum documents are standards-aligned and eligible content is taught prior to the PSSA.
- Goal 3: Use current benchmark data to establish a system of interventions for students in math.

System of Intervention

- Goal 1: Establish a district system that fully ensures the consistent implementation of a multi-tiered system of support system of intervention including reading, math, and behavioral interventions.
- Goal 2: District will use disaggregated data to identify and close achievement gaps of all students. For the purposes of this plan, the district considers an achievement gap to mean the difference between where students are currently performing to that of the grade-level or content expectations.

Special Education - Inclusive Practices

- Goal 1: SFASD will increase the percentage of special education students receiving support and services in the general education setting through consideration of the Least Restrictive Environment (LRE) districtwide.



Additional Resources



[Keystone Exam & PSSA
Information](#)



[Future Ready PA Glossary](#)



[Future Ready PA Index](#)



[Family & Teacher Resources](#)

Questions

