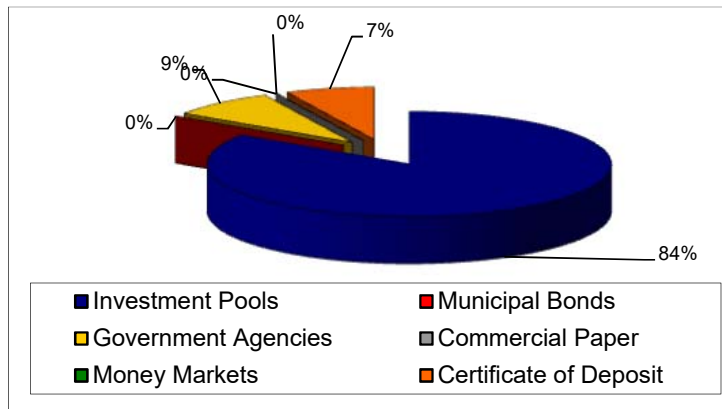


Friendswood ISD
Quarterly Investment Report
Quarter Ending 11/30/2023

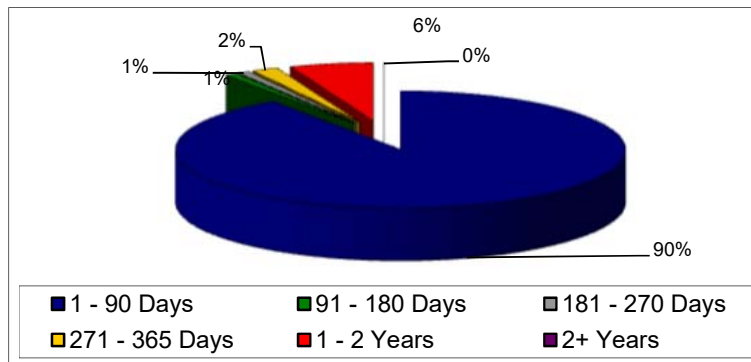
Investment By Type

	<u>Current Market Value</u>	<u>Percent Portfolio</u>
Investment Pools	\$ 41,522,207.88	84%
Municipal Bonds	\$ -	0%
Government Agencies	\$ 4,185,774.33	9%
Commercial Paper	\$ -	0%
Money Markets	\$ 12,340.78	0%
Certificate of Deposit	\$ 3,500,000.00	7%
Total Portfolio	\$ 49,220,322.99	100%



Investment By Maturity

	<u>Current Market Value</u>	<u>Percent Portfolio</u>
1 - 90 Days	\$ 44,501,023.66	90%
91 - 180 Days	\$ 407,171.85	1%
181 - 270 Days	\$ 413,700.00	1%
271 - 365 Days	\$ 935,076.44	2%
1 - 2 Years	\$ 2,963,351.04	6%
2+ Years	\$ -	0%
Total Portfolio	\$ 49,220,322.99	100%



Friendswood ISD
Statement of Book and Market Value
Quarter Ending 11/30/2023

<u>Security Symbol/CUSIP</u>	<u>Beginning Value</u>		<u>Ending Value</u>	
	<u>Book</u>	<u>Market</u>	<u>Book</u>	<u>Market</u>
General Fund				
Lone Star	\$ 1,352,646.65	\$ 1,352,646.65	\$ 3,111,919.99	\$ 3,111,919.99
Texas Class	\$ 26,579.76	\$ 26,579.76	\$ 26,950.29	\$ 26,950.29
TEXPOOL	\$ 1,340,806.92	\$ 1,340,806.92	\$ 1,358,774.39	\$ 1,358,774.39
TEXTFIT	\$ 1,380,474.94	\$ 1,380,474.94	\$ 1,398,616.75	\$ 1,398,616.75
TEXSTAR	\$ 1,340,675.69	\$ 1,340,675.69	\$ 1,358,540.49	\$ 1,358,540.49
TexasTERM	\$ 1,341,044.84	\$ 1,341,044.84	\$ 1,359,034.98	\$ 1,359,034.98
GCEFCU - 24 MONTH CD	\$ 1,000,000.00	\$ 1,000,000.00	\$ -	\$ -
GCEFCU - 24 MONTH CD	\$ -	\$ -	\$ 1,000,000.00	\$ 1,000,000.00
GCEFCU - 24 MONTH CD	\$ 2,000,000.00	\$ 2,000,000.00	\$ 2,000,000.00	\$ 2,000,000.00
GCEFCU - 12 MONTH CD	\$ 500,000.00	\$ 500,000.00	\$ 500,000.00	\$ 500,000.00
TD Ameritrade	\$ 477,590.93	\$ 477,590.93	\$ 12,340.78	\$ 12,340.78
605581PW1	\$ 555,073.13	\$ 548,787.31	\$ -	\$ -
912828CDV0	\$ 468,399.81	\$ 461,334.38	\$ 468,399.81	\$ 466,475.00
91282CEK3	\$ 410,076.80	\$ 404,226.71	\$ 411,038.40	\$ 407,171.85
91282CFA4	\$ 419,799.22	\$ 410,992.93	\$ 419,799.22	\$ 413,700.00
3130AFBC0	\$ 512,987.86	\$ 509,355.70	\$ 515,325.22	\$ 511,982.12
3130APAR6	\$ 416,809.85	\$ 417,641.93	\$ 424,539.90	\$ 423,094.32
3130AV7L0	\$ 503,651.38	\$ 499,893.65	\$ 503,651.38	\$ 499,064.00
3130AQ4B6	\$ 425,670.68	\$ 426,344.09	\$ 425,670.67	\$ 431,426.70
3130AWS92	\$ -	\$ -	\$ 517,223.76	\$ 519,872.08
91282CHL8	\$ -	\$ -	\$ 510,377.93	\$ 512,988.26
Total General Fund	\$ 14,472,288.45	\$ 14,438,396.43	\$ 16,322,203.95	\$ 16,311,952.00
Debt Service Fund				
Lone Star	\$ 2,108,441.11	\$ 2,108,441.11	\$ 2,136,582.97	\$ 2,136,582.97
Texas Class	\$ 24,408.84	\$ 24,408.84	\$ 24,749.10	\$ 24,749.10
TEXSTAR	\$ 2,299,529.35	\$ 2,299,529.35	\$ 2,330,171.05	\$ 2,330,171.05
Total Debt Service	\$ 4,432,379.30	\$ 4,432,379.30	\$ 4,491,503.12	\$ 4,491,503.12
Capital Projects Fund				
TexFit	\$ 18,970,236.93	\$ 18,970,236.93	\$ 9,193,467.21	\$ 9,193,467.21
TexStar	\$ 18,970,613.18	\$ 18,970,613.18	\$ 19,223,400.66	\$ 19,223,400.66
Total Capital Projects	\$ 37,940,850.11	\$ 37,940,850.11	\$ 28,416,867.87	\$ 28,416,867.87
Total Investments	\$ 56,845,517.86	\$ 56,811,625.84	\$ 49,230,574.94	\$ 49,220,322.99

**Friendswood ISD
Investment Portfolio
Quarter Ending 11/30/2023**

Security Symbol/CUSIP	% Yield	Maturity Date Or Final Pmt Date	Beginning Market Value	Interest Revenue	Additions and Withdrawals	Market Value Changes	Ending Market Value
General Fund							
Lone Star		Liquid	\$ 1,352,646.65	\$ 28,382.12	\$ 1,730,891.22	\$ -	\$ 3,111,919.99
Texas Class		Liquid	\$ 26,579.76	\$ 370.53	\$ -	\$ -	\$ 26,950.29
TEXPOOL		Liquid	\$ 1,340,806.92	\$ 17,967.47	\$ -	\$ -	\$ 1,358,774.39
TEXFIT		Liquid	\$ 1,380,474.94	\$ 18,141.81	\$ -	\$ -	\$ 1,398,616.75
TEXSTAR		Liquid	\$ 1,340,675.69	\$ 17,864.80	\$ -	\$ -	\$ 1,358,540.49
TexasRANGE		Liquid	\$ 1,341,044.84	\$ 17,990.14	\$ -	\$ -	\$ 1,359,034.98
GCEFCU - 24 MONTH CD	1.04%	9/17/2023	\$ 1,000,000.00	\$ 20,996.53	\$ (1,020,996.53)	\$ -	\$ -
GCEFCU - 24 MONTH CD	4.75%	9/16/2025	\$ -	\$ 1,827.38	\$ 998,172.62	\$ -	\$ 1,000,000.00
GCEFCU - 24 MONTH CD	1.44%	2/26/2024	\$ 2,000,000.00	\$ 7,259.18	\$ (7,259.18)	\$ -	\$ 2,000,000.00
GCEFCU - 12 MONTH CD	5.60%	12/10/2023	\$ 500,000.00	\$ 4,347.95	\$ (4,347.95)	\$ -	\$ 500,000.00
Charles Schwab		Liquid	\$ 477,590.93	\$ 4,115.36	\$ (469,365.51)	\$ -	\$ 12,340.78
605581PW1	2.50%	10/1/2023	\$ 548,787.31	\$ 6,875.00	\$ (556,875.00)	\$ 1,212.69	\$ -
91282CDV0	1.59%	1/31/2024	\$ 461,334.38	\$ -	\$ -	\$ 5,140.62	\$ 466,475.00
91282CEK3	2.50%	4/30/2024	\$ 404,226.71	\$ 5,150.00	\$ (5,150.00)	\$ 2,945.14	\$ 407,171.85
91282CFA4	3.00%	7/31/2024	\$ 410,992.93	\$ -	\$ -	\$ 2,707.07	\$ 413,700.00
3130AFBC0	3.25%	9/13/2024	\$ 509,355.70	\$ 8,450.00	\$ (8,450.00)	\$ 2,626.42	\$ 511,982.12
3130APAR6	0.55%	9/30/2024	\$ 417,641.93	\$ 1,210.00	\$ (1,210.00)	\$ 5,452.39	\$ 423,094.32
3130AV7L0	5.00%	2/28/2025	\$ 499,893.65	\$ -	\$ -	\$ (829.65)	\$ 499,064.00
3130AQ4B6	1.20%	12/23/2024	\$ 426,344.09	\$ -	\$ -	\$ 5,082.61	\$ 431,426.70
3130AWS92	4.88%	9/12/2025	\$ -	\$ -	\$ 517,223.76	\$ 2,648.32	\$ 519,872.08
9128CHL8	4.63%	6/30/2025	\$ -	\$ -	\$ 510,377.93	\$ 2,610.33	\$ 512,988.26
Total General Fund			\$ 14,438,396.43	\$ 160,948.27	\$ 1,683,011.36	\$ 29,595.94	\$ 16,311,952.00
Debt Service Fund							
Lone Star		Liquid	\$ 2,108,441.11	\$ 28,141.86	\$ -	\$ -	\$ 2,136,582.97
Texas Class		Liquid	\$ 24,408.84	\$ 340.26	\$ -	\$ -	\$ 24,749.10
TEXSTAR		Liquid	\$ 2,299,529.35	\$ 30,641.70	\$ -	\$ -	\$ 2,330,171.05
Total Debt Service			\$ 4,432,379.30	\$ 59,123.82	\$ -	\$ -	\$ 4,491,503.12
Capital Projects Fund							
TexFit		Liquid	\$ 18,970,236.93	\$ 223,230.28	\$ (10,000,000.00)	\$ -	\$ 9,193,467.21
TexStar		Liquid	\$ 18,970,613.18	\$ 252,787.48	\$ -	\$ -	\$ 19,223,400.66
Total Capital Projects			\$ 37,940,850.11	\$ 476,017.76	\$ (10,000,000.00)	\$ -	\$ 28,416,867.87
Total Investments			\$ 56,811,625.84	\$ 696,089.85	\$ (8,316,988.64)	\$ 29,595.94	\$ 49,220,322.99

This report is prepared according to the District Investment Policy and complies with the requirements. Official signed copy is on record in the Business Office.

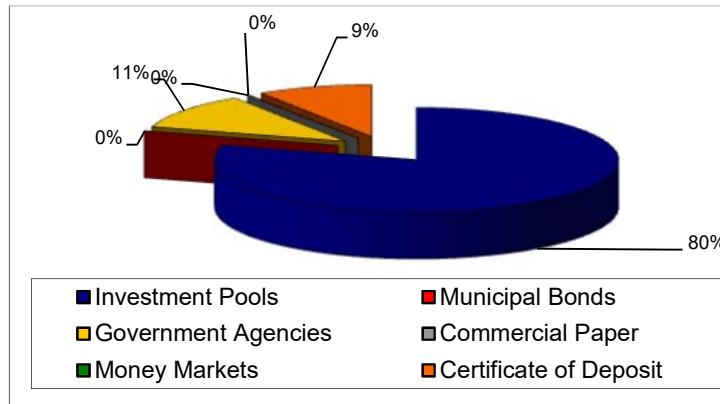
Amber Petree
Chief Financial Officer

Paula Pierce
Director of Finance

Friendswood ISD
Quarterly Investment Report
Quarter Ending 2/29/2024

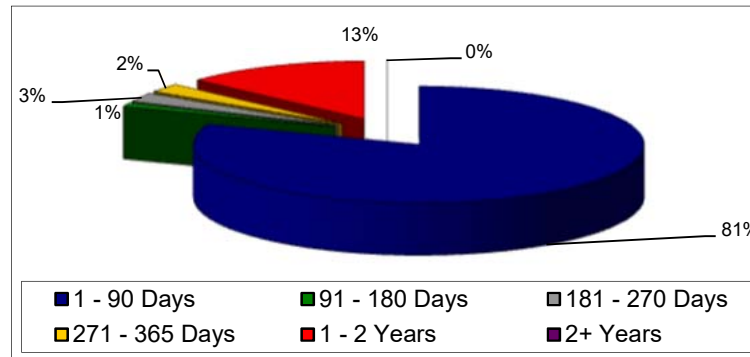
Investment By Type

	<u>Current Market Value</u>	<u>Percent Portfolio</u>
Investment Pools	\$ 30,165,430.39	80%
Municipal Bonds	\$ -	0%
Government Agencies	\$ 4,232,279.14	11%
Commercial Paper	\$ -	0%
Money Markets	\$ 14,333.25	0%
Certificate of Deposit	\$ 3,500,000.00	9%
Total Portfolio	\$ 37,912,042.78	100%



Investment By Maturity

	<u>Current Market Value</u>	<u>Percent Portfolio</u>
1 - 90 Days	\$ 30,589,832.39	81%
91 - 180 Days	\$ 416,062.50	1%
181 - 270 Days	\$ 942,888.24	2%
271 - 365 Days	\$ 935,598.05	2%
1 - 2 Years	\$ 5,027,661.60	13%
2+ Years	\$ -	0%
Total Portfolio	\$ 37,912,042.78	100%



Friendswood ISD
Statement of Book and Market Value
Quarter Ending 2/29/2024

<u>Security Symbol/CUSIP</u>	<u>Beginning Value</u>		<u>Ending Value</u>	
	<u>Book</u>	<u>Market</u>	<u>Book</u>	<u>Market</u>
General Fund				
Lone Star	\$ 3,111,919.99	\$ 3,111,919.99	\$ 2,224,123.51	\$ 2,224,123.51
Texas Class	\$ 26,950.29	\$ 26,950.29	\$ 27,323.99	\$ 27,323.99
TEXPOOL	\$ 1,358,774.39	\$ 1,358,774.39	\$ 972,681.21	\$ 972,681.21
TEXFIT	\$ 1,398,616.75	\$ 1,398,616.75	\$ 1,012,832.50	\$ 1,012,832.50
TEXSTAR	\$ 1,358,540.49	\$ 1,358,540.49	\$ 972,313.62	\$ 972,313.62
TexasTERM	\$ 1,359,034.98	\$ 1,359,034.98	\$ 972,940.79	\$ 972,940.79
GCEFCU - 24 MONTH CD	\$ 1,000,000.00	\$ 1,000,000.00	\$ 1,000,000.00	\$ 1,000,000.00
GCEFCU - 24 MONTH CD	\$ 2,000,000.00	\$ 2,000,000.00	\$ -	\$ -
GCEFCU - 12 MONTH CD	\$ 500,000.00	\$ 500,000.00	\$ -	\$ -
GCEFCU - 24 MONTH CD	\$ -	\$ -	\$ 500,000.00	\$ 500,000.00
GCEFCU - 24 MONTH CD	\$ -	\$ -	\$ 2,000,000.00	\$ 2,000,000.00
TD Ameritrade	\$ 12,340.78	\$ 12,340.78	\$ 14,333.25	\$ 14,333.25
912828CDV0	\$ 468,399.81	\$ 466,475.00	\$ -	\$ -
91282CEK3	\$ 411,038.40	\$ 407,171.85	\$ 411,038.40	\$ 410,068.75
91282CFA4	\$ 419,799.22	\$ 413,700.00	\$ 419,899.61	\$ 416,062.50
3130AFBC0	\$ 515,325.22	\$ 511,982.12	\$ 515,325.22	\$ 514,776.60
3130APAR6	\$ 424,539.90	\$ 423,094.32	\$ 424,539.90	\$ 428,111.64
3130AV7L0	\$ 503,651.38	\$ 499,064.00	\$ 502,434.25	\$ 499,845.50
3130AQ4B6	\$ 425,670.67	\$ 431,426.70	\$ 433,780.45	\$ 435,752.55
3130AWS92	\$ 517,223.76	\$ 519,872.08	\$ 517,223.76	\$ 520,367.12
91282CHL8	\$ 510,377.93	\$ 512,988.26	\$ 511,533.45	\$ 513,310.13
91282CGU9	\$ -	\$ -	\$ 496,060.16	\$ 493,984.35
Total General Fund	\$ 16,322,203.95	\$ 16,311,952.00	\$ 13,928,384.06	\$ 13,928,828.01
Debt Service Fund				
Lone Star	\$ 2,136,582.97	\$ 2,136,582.97	\$ 3,888,319.88	\$ 3,888,319.88
Texas Class	\$ 24,749.10	\$ 24,749.10	\$ 25,092.31	\$ 25,092.31
TEXSTAR	\$ 2,330,171.05	\$ 2,330,171.05	\$ 1,383,782.90	\$ 1,383,782.90
Total Debt Service	\$ 4,491,503.12	\$ 4,491,503.12	\$ 5,297,195.09	\$ 5,297,195.09
Capital Projects Fund				
TexFit	\$ 9,193,467.21	\$ 9,193,467.21	\$ 9,314,682.27	\$ 9,314,682.27
TexStar	\$ 19,223,400.66	\$ 19,223,400.66	\$ 9,371,337.41	\$ 9,371,337.41
Total Capital Projects	\$ 28,416,867.87	\$ 28,416,867.87	\$ 18,686,019.68	\$ 18,686,019.68
Total Investments	\$ 49,230,574.94	\$ 49,220,322.99	\$ 37,911,598.83	\$ 37,912,042.78

**Friendswood ISD
Investment Portfolio
Quarter Ending 2/29/2024**

Security Symbol/CUSIP	% Yield	Maturity Date Or Final Pmt Date	Beginning Market Value	Interest Revenue	Additions and Withdrawals	Market Value Changes	Ending Market Value
General Fund							
Lone Star		Liquid	\$ 3,111,919.99	\$ 33,264.69	\$ (921,061.17)	\$ -	\$ 2,224,123.51
Texas Class		Liquid	\$ 26,950.29	\$ 373.70	\$ -	\$ -	\$ 27,323.99
TEXPOOL		Liquid	\$ 1,358,774.39	\$ 13,906.82	\$ (400,000.00)	\$ -	\$ 972,681.21
TEXTFIT		Liquid	\$ 1,398,616.75	\$ 14,215.75	\$ (400,000.00)	\$ -	\$ 1,012,832.50
TEXTSTAR		Liquid	\$ 1,358,540.49	\$ 13,773.13	\$ (400,000.00)	\$ -	\$ 972,313.62
TexasRANGE		Liquid	\$ 1,359,034.98	\$ 13,905.81	\$ (400,000.00)	\$ -	\$ 972,940.79
GCEFCU - 24 MONTH CD	4.75%	9/16/2025	\$ 1,000,000.00	\$ 11,972.84	\$ (11,972.84)	\$ -	\$ 1,000,000.00
GCEFCU - 24 MONTH CD	1.44%	2/26/2024	\$ 2,000,000.00	\$ 7,259.18	\$ (2,007,259.18)	\$ -	\$ -
GCEFCU - 12 MONTH CD	5.60%	12/10/2023	\$ 500,000.00	\$ 5,369.86	\$ (505,369.86)	\$ -	\$ -
GCEFCU - 24 MONTH CD	4.75%	12/9/2025	\$ -	\$ 1,431.51	\$ 498,568.49	\$ -	\$ 500,000.00
GCEFUC - 24 MONTH CD	4.35%	2/25/2026	\$ -	\$ -	\$ 2,000,000.00	\$ -	\$ 2,000,000.00
Charles Schwab		Liquid	\$ 12,340.78	\$ 259.77	\$ 1,732.70	\$ -	\$ 14,333.25
91282CDV0	1.59%	1/31/2024	\$ 466,475.00	\$ 2,056.25	\$ (472,056.25)	\$ 3,525.00	\$ -
91282CEK3	2.50%	4/30/2024	\$ 407,171.85	\$ -	\$ -	\$ 2,896.90	\$ 410,068.75
91282CFA4	3.00%	7/31/2024	\$ 413,700.00	\$ 6,300.00	\$ (6,300.00)	\$ 2,362.50	\$ 416,062.50
3130AFB0	3.25%	9/13/2024	\$ 511,982.12	\$ -	\$ -	\$ 2,794.48	\$ 514,776.60
3130APAR6	0.55%	9/30/2024	\$ 423,094.32	\$ -	\$ -	\$ 5,017.32	\$ 428,111.64
3130AV7L0	5.00%	2/28/2025	\$ 499,064.00	\$ 12,500.00	\$ (12,500.00)	\$ 781.50	\$ 499,845.50
3130AQ4B6	1.20%	12/23/2024	\$ 431,426.70	\$ 2,700.00	\$ (2,700.00)	\$ 4,325.85	\$ 435,752.55
3130AWS92	4.88%	9/12/2025	\$ 519,872.08	\$ -	\$ -	\$ 495.04	\$ 520,367.12
9128CHL8	4.63%	6/30/2025	\$ 512,988.26	\$ 11,909.37	\$ (11,909.37)	\$ 321.87	\$ 513,310.13
91282CGU9	3.88%	3/31/2025	\$ -	\$ -	\$ 496,060.16	\$ (2,075.81)	\$ 493,984.35
Total General Fund			\$ 16,311,952.00	\$ 151,198.68	\$ (2,554,767.32)	\$ 20,444.65	\$ 13,928,828.01
Debt Service Fund							
Lone Star		Liquid	\$ 2,136,582.97	\$ 41,529.91	\$ 1,710,207.00	\$ -	\$ 3,888,319.88
Texas Class		Liquid	\$ 24,749.10	\$ 343.21	\$ -	\$ -	\$ 25,092.31
TEXTSTAR		Liquid	\$ 2,330,171.05	\$ 29,186.85	\$ (975,575.00)	\$ -	\$ 1,383,782.90
Total Debt Service			\$ 4,491,503.12	\$ 71,059.97	\$ 734,632.00	\$ -	\$ 5,297,195.09
Capital Projects Fund							
TexFit		Liquid	\$ 9,193,467.21	\$ 121,215.06	\$ -	\$ -	\$ 9,314,682.27
TexStar		Liquid	\$ 19,223,400.66	\$ 147,936.75	\$ (10,000,000.00)	\$ -	\$ 9,371,337.41
Total Capital Projects			\$ 28,416,867.87	\$ 269,151.81	\$ (10,000,000.00)	\$ -	\$ 18,686,019.68
Total Investments			\$ 49,220,322.99	\$ 491,410.46	\$ (11,820,135.32)	\$ 20,444.65	\$ 37,912,042.78

This report is prepared according to the District Investment Policy and complies with the requirements. Official signed copy is on record in the Business Office.

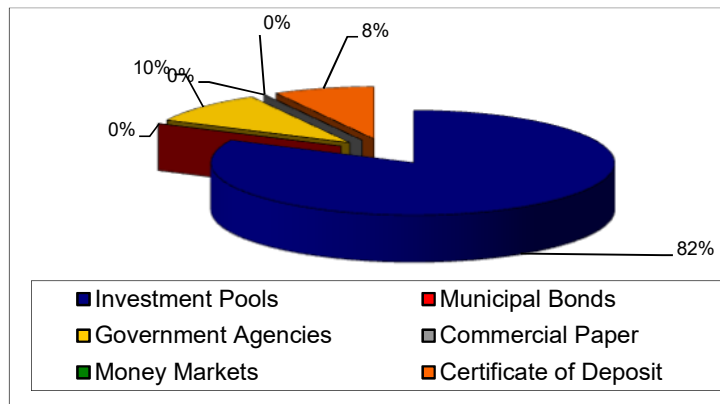
Amber Petree
Chief Financial Officer

Paula Pierce
Director of Finance

**Friendswood ISD
Quarterly Investment Report
Quarter Ending 5/31/2024**

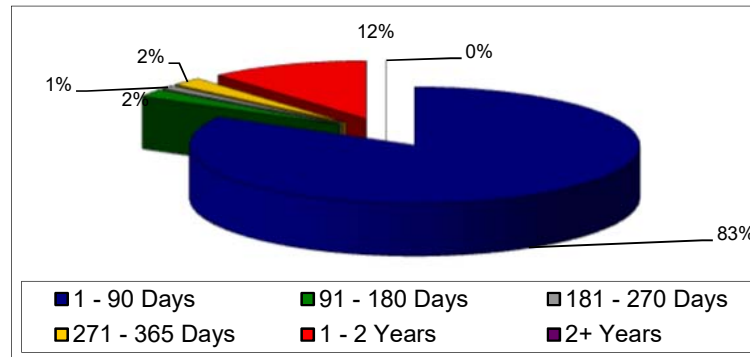
Investment By Type

	<u>Current Market Value</u>	<u>Percent Portfolio</u>
Investment Pools	\$ 35,770,454.40	82%
Municipal Bonds	\$ -	0%
Government Agencies	\$ 4,291,106.66	10%
Commercial Paper	\$ -	0%
Money Markets	\$ 4,548.81	0%
Certificate of Deposit	\$ 3,500,000.00	8%
Total Portfolio	\$ 43,566,109.87	100%



Investment By Maturity

	<u>Current Market Value</u>	<u>Percent Portfolio</u>
1 - 90 Days	\$ 36,193,428.21	83%
91 - 180 Days	\$ 949,935.72	2%
181 - 270 Days	\$ 439,677.90	1%
271 - 365 Days	\$ 993,642.25	2%
1 - 2 Years	\$ 4,989,425.79	11%
2+ Years	\$ -	0%
Total Portfolio	\$ 43,566,109.87	100%



Friendswood ISD
Statement of Book and Market Value
Quarter Ending 5/31/2024

Security Symbol/CUSIP	Beginning Value		Ending Value	
	Book	Market	Book	Market
General Fund				
Lone Star	\$ 2,224,123.51	\$ 2,224,123.51	\$ 7,455,399.00	\$ 7,455,399.00
Texas Class	\$ 27,323.99	\$ 27,323.99	\$ 27,700.22	\$ 27,700.22
TEXPOOL	\$ 972,681.21	\$ 972,681.21	\$ 985,771.34	\$ 985,771.34
TEXFIT	\$ 1,012,832.50	\$ 1,012,832.50	\$ 1,026,280.13	\$ 1,026,280.13
TEXSTAR	\$ 972,313.62	\$ 972,313.62	\$ 985,370.51	\$ 985,370.51
TexasRANGE	\$ 972,940.79	\$ 972,940.79	\$ 985,978.72	\$ 985,978.72
GCEFCU - 24 MONTH CD	\$ 1,000,000.00	\$ 1,000,000.00	\$ 1,000,000.00	\$ 1,000,000.00
GCEFCU - 24 MONTH CD	\$ 500,000.00	\$ 500,000.00	\$ 500,000.00	\$ 500,000.00
GCEFCU - 24 MONTH CD	\$ 2,000,000.00	\$ 2,000,000.00	\$ 2,000,000.00	\$ 2,000,000.00
Charles Schwab	\$ 14,333.25	\$ 14,333.25	\$ 4,548.81	\$ 4,548.81
91282CEK3	\$ 411,038.40	\$ 410,068.75	\$ -	\$ -
91282CFA4	\$ 419,899.61	\$ 416,062.50	\$ 419,899.61	\$ 418,425.00
3130AFBC0	\$ 515,325.22	\$ 514,776.60	\$ 517,662.61	\$ 516,784.32
3130APAR6	\$ 424,539.90	\$ 428,111.64	\$ 432,269.95	\$ 433,151.40
3130AV7L0	\$ 502,434.25	\$ 499,845.50	\$ 502,434.25	\$ 499,111.00
3130AQ4B6	\$ 433,780.45	\$ 435,752.55	\$ 433,780.45	\$ 439,677.90
3130AWS92	\$ 517,223.76	\$ 520,367.12	\$ 517,917.82	\$ 518,033.36
91282CHL8	\$ 511,533.45	\$ 513,310.13	\$ 511,533.45	\$ 512,103.13
91282CGU9	\$ 496,060.16	\$ 493,984.35	\$ 497,373.44	\$ 494,531.25
3130B0ZP7	\$ -	\$ -	\$ 460,299.16	\$ 459,289.30
Total General Fund	\$ 13,928,384.06	\$ 13,928,828.01	\$ 19,264,219.46	\$ 19,262,155.39
Debt Service Fund				
Lone Star	\$ 3,888,319.88	\$ 3,888,319.88	\$ 3,940,613.61	\$ 3,940,613.61
Texas Class	\$ 25,092.31	\$ 25,092.31	\$ 25,437.76	\$ 25,437.76
TEXSTAR	\$ 1,383,782.90	\$ 1,383,782.90	\$ 1,402,365.25	\$ 1,402,365.25
Total Debt Service	\$ 5,297,195.09	\$ 5,297,195.09	\$ 5,368,416.62	\$ 5,368,416.62
Capital Projects Fund				
TexFit	\$ 9,314,682.27	\$ 9,314,682.27	\$ 9,438,355.68	\$ 9,438,355.68
TexStar	\$ 9,371,337.41	\$ 9,371,337.41	\$ 9,497,182.18	\$ 9,497,182.18
Total Capital Projects	\$ 18,686,019.68	\$ 18,686,019.68	\$ 18,935,537.86	\$ 18,935,537.86
Total Investments	\$ 37,911,598.83	\$ 37,912,042.78	\$ 43,568,173.94	\$ 43,566,109.87

Friendswood ISD
Investment Portfolio
Quarter Ending 5/31/2024

Security Symbol/CUSIP	% Yield	Maturity Date Or Final Pmt Date	Beginning Market Value	Interest Revenue	Additions and Withdrawals	Market Value Changes	Ending Market Value
General Fund							
Lone Star		Liquid	\$ 2,224,123.51	\$ 59,720.31	\$ 5,171,555.18	\$ -	\$ 7,455,399.00
Texas Class		Liquid	\$ 27,323.99	\$ 376.23	\$ -	\$ -	\$ 27,700.22
TEXPOOL		Liquid	\$ 972,681.21	\$ 13,090.13	\$ -	\$ -	\$ 985,771.34
TEXFIT		Liquid	\$ 1,012,832.50	\$ 13,447.63	\$ -	\$ -	\$ 1,026,280.13
TEXSTAR		Liquid	\$ 972,313.62	\$ 13,056.89	\$ -	\$ -	\$ 985,370.51
TexasRANGE		Liquid	\$ 972,940.79	\$ 13,037.93	\$ -	\$ -	\$ 985,978.72
GCEFCU - 24 MONTH CD	4.75%	9/16/2025	\$ 1,000,000.00	\$ -	\$ -	\$ -	\$ 1,000,000.00
GCEFCU - 24 MONTH CD	4.75%	12/9/2025	\$ 500,000.00	\$ -	\$ -	\$ -	\$ 500,000.00
GCEFUC - 24 MONTH CD	4.35%	2/25/2026	\$ 2,000,000.00	\$ -	\$ -	\$ -	\$ 2,000,000.00
Charles Schwab		Liquid	\$ 14,333.25	\$ 1,266.79	\$ (11,051.23)	\$ -	\$ 4,548.81
91282CEK3	2.50%	4/30/2024	\$ 410,068.75	\$ 5,150.00	\$ (417,150.00)	\$ 1,931.25	\$ -
91282CFA4	3.00%	7/31/2024	\$ 416,062.50	\$ -	\$ -	\$ 2,362.50	\$ 418,425.00
3130AFBC0	3.25%	9/13/2024	\$ 514,776.60	\$ 8,450.00	\$ (8,450.00)	\$ 2,007.72	\$ 516,784.32
3130APAR6	0.55%	9/30/2024	\$ 428,111.64	\$ 1,210.00	\$ (1,210.00)	\$ 5,039.76	\$ 433,151.40
3130AV7L0	5.00%	2/28/2025	\$ 499,845.50	\$ -	\$ -	\$ (734.50)	\$ 499,111.00
3130AQ4B6	1.20%	12/23/2024	\$ 435,752.55	\$ -	\$ -	\$ 3,925.35	\$ 439,677.90
3130AWS92	4.88%	9/12/2025	\$ 520,367.12	\$ 15,562.08	\$ (15,562.08)	\$ (2,333.76)	\$ 518,033.36
9128CHL8	4.63%	6/30/2025	\$ 513,310.13	\$ -	\$ -	\$ (1,207.00)	\$ 512,103.13
91282CGU9	3.88%	3/31/2025	\$ 493,984.35	\$ 9,687.50	\$ (9,687.50)	\$ 546.90	\$ 494,531.25
3130B0ZP7	4.88%	3/13/2026	\$ -	\$ -	\$ 460,299.16	\$ (1,009.86)	\$ 459,289.30
Total General Fund			\$ 13,928,828.01	\$ 154,055.49	\$ 5,168,743.53	\$ 10,528.36	\$ 19,262,155.39
Debt Service Fund							
Lone Star		Liquid	\$ 3,888,319.88	\$ 52,293.73	\$ -	\$ -	\$ 3,940,613.61
Texas Class		Liquid	\$ 25,092.31	\$ 345.45	\$ -	\$ -	\$ 25,437.76
TEXSTAR		Liquid	\$ 1,383,782.90	\$ 18,582.35	\$ -	\$ -	\$ 1,402,365.25
Total Debt Service			\$ 5,297,195.09	\$ 71,221.53	\$ -	\$ -	\$ 5,368,416.62
Capital Projects Fund							
TexFit		Liquid	\$ 9,314,682.27	\$ 123,673.41	\$ -	\$ -	\$ 9,438,355.68
TexStar		Liquid	\$ 9,371,337.41	\$ 125,844.77	\$ -	\$ -	\$ 9,497,182.18
Total Capital Projects			\$ 18,686,019.68	\$ 249,518.18	\$ -	\$ -	\$ 18,935,537.86
Total Investments			\$ 37,912,042.78	\$ 474,795.20	\$ 5,168,743.53	\$ 10,528.36	\$ 43,566,109.87

This report is prepared according to the District Investment Policy and complies with the requirements. Official signed copy is on record in the Business Office.

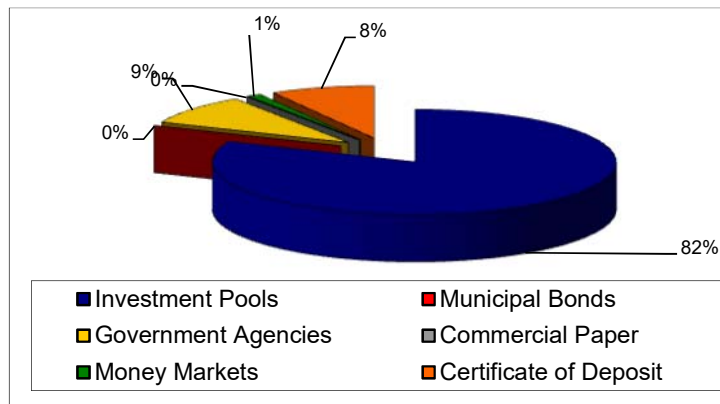
Amber Petree
Chief Financial Officer

Paula Pierce
Director of Finance

**Friendswood ISD
Quarterly Investment Report
Quarter Ending 8/31/2024**

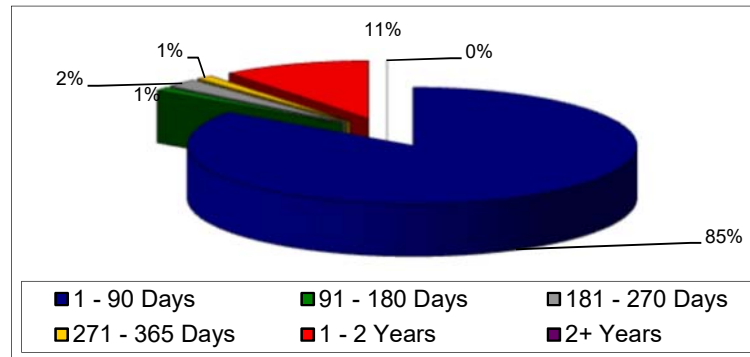
Investment By Type

	<u>Current Market Value</u>	<u>Percent Portfolio</u>
Investment Pools	\$ 34,365,493.75	81%
Municipal Bonds	\$ -	0%
Government Agencies	\$ 3,903,667.03	9%
Commercial Paper	\$ -	0%
Money Markets	\$ 457,949.89	1%
Certificate of Deposit	\$ 3,500,000.00	8%
Total Portfolio	\$ 42,227,110.67	100%



Investment By Maturity

	<u>Current Market Value</u>	<u>Percent Portfolio</u>
1 - 90 Days	\$ 35,781,544.24	85%
91 - 180 Days	\$ 444,829.95	1%
181 - 270 Days	\$ 997,755.10	2%
271 - 365 Days	\$ 515,402.32	1%
1 - 2 Years	\$ 4,487,579.06	11%
2+ Years	\$ -	0%
Total Portfolio	\$ 42,227,110.67	100%



Friendswood ISD
Statement of Book and Market Value
Quarter Ending 8/31/2024

<u>Security Symbol/CUSIP</u>	<u>Beginning Value</u>		<u>Ending Value</u>	
	<u>Book</u>	<u>Market</u>	<u>Book</u>	<u>Market</u>
General Fund				
Lone Star	\$ 7,455,399.00	\$ 7,455,399.00	\$ 6,074,818.84	\$ 6,074,818.84
Texas Class	\$ 27,700.22	\$ 27,700.22	\$ 28,081.24	\$ 28,081.24
TEXPOOL	\$ 985,771.34	\$ 985,771.34	\$ 999,021.41	\$ 999,021.41
TEXFIT	\$ 1,026,280.13	\$ 1,026,280.13	\$ 1,039,929.50	\$ 1,039,929.50
TEXSTAR	\$ 985,370.51	\$ 985,370.51	\$ 932,266.34	\$ 932,266.34
TexasRANGE	\$ 985,978.72	\$ 985,978.72	\$ 999,177.48	\$ 999,177.48
GCEFCU - 24 MONTH CD	\$ 1,000,000.00	\$ 1,000,000.00	\$ 1,000,000.00	\$ 1,000,000.00
GCEFCU - 24 MONTH CD	\$ 500,000.00	\$ 500,000.00	\$ 500,000.00	\$ 500,000.00
GCEFCU - 24 MONTH CD	\$ 2,000,000.00	\$ 2,000,000.00	\$ 2,000,000.00	\$ 2,000,000.00
Charles Schwab	\$ 4,548.81	\$ 4,548.81	\$ 457,949.89	\$ 457,949.89
91282CFA4	\$ 419,899.61	\$ 418,425.00	\$ -	\$ -
3130AFBC0	\$ 517,662.61	\$ 516,784.32	\$ 517,662.61	\$ 519,680.20
3130APAR6	\$ 432,269.95	\$ 433,151.40	\$ 432,269.95	\$ 438,420.40
3130AV7L0	\$ 502,434.25	\$ 499,111.00	\$ 501,217.13	\$ 500,177.00
3130AQ4B6	\$ 433,780.45	\$ 439,677.90	\$ 441,890.22	\$ 444,829.95
3130AWS92	\$ 517,917.82	\$ 518,033.36	\$ 517,917.82	\$ 522,305.16
91282CHL8	\$ 511,533.45	\$ 512,103.13	\$ 512,688.97	\$ 515,402.32
91282CGU9	\$ 497,373.44	\$ 494,531.25	\$ 497,373.44	\$ 497,578.10
3130B0ZP7	\$ 460,299.16	\$ 459,289.30	\$ 460,299.16	\$ 465,273.90
Total General Fund	\$ 19,264,219.46	\$ 19,262,155.39	\$ 17,912,563.99	\$ 17,934,911.73
Debt Service Fund				
Lone Star	\$ 3,940,613.61	\$ 3,940,613.61	\$ 2,629,406.48	\$ 2,629,406.48
Texas Class	\$ 25,437.76	\$ 25,437.76	\$ 25,787.65	\$ 25,787.65
TEXSTAR	\$ 1,402,365.25	\$ 1,402,365.25	\$ 2,448,357.05	\$ 2,448,357.05
Total Debt Service	\$ 5,368,416.62	\$ 5,368,416.62	\$ 5,103,551.18	\$ 5,103,551.18
Capital Projects Fund				
TexFit	\$ 9,438,355.68	\$ 9,438,355.68	\$ 9,563,884.41	\$ 9,563,884.41
TexStar	\$ 9,497,182.18	\$ 9,497,182.18	\$ 9,624,763.35	\$ 9,624,763.35
Total Capital Projects	\$ 18,935,537.86	\$ 18,935,537.86	\$ 19,188,647.76	\$ 19,188,647.76
Total Investments	\$ 43,568,173.94	\$ 43,566,109.87	\$ 42,204,762.93	\$ 42,227,110.67

**Friendswood ISD
Investment Portfolio
Quarter Ending 8/31/2024**

Security Symbol/CUSIP	% Yield	Maturity Date Or Final Pmt Date	Beginning Market Value	Interest Revenue	Additions and Withdrawals	Market Value Changes	Ending Market Value
General Fund							
Lone Star		Liquid	\$ 7,455,399.00	\$ 123,502.28	\$ (1,504,082.44)	\$ -	\$ 6,074,818.84
Texas Class		Liquid	\$ 27,700.22	\$ 381.02	\$ -	\$ -	\$ 28,081.24
TEXPOOL		Liquid	\$ 985,771.34	\$ 13,250.07	\$ -	\$ -	\$ 999,021.41
TEXTFIT		Liquid	\$ 1,026,280.13	\$ 13,649.37	\$ -	\$ -	\$ 1,039,929.50
TEXSTAR		Liquid	\$ 985,370.51	\$ 13,006.94	\$ (66,111.11)	\$ -	\$ 932,266.34
TexasRANGE		Liquid	\$ 985,978.72	\$ 13,198.76	\$ -	\$ -	\$ 999,177.48
GCEFCU - 24 MONTH CD	4.75%	9/16/2025	\$ 1,000,000.00	\$ 11,810.11	\$ (11,810.11)	\$ -	\$ 1,000,000.00
GCEFCU - 24 MONTH CD	4.75%	12/9/2025	\$ 500,000.00	\$ 5,905.05	\$ (5,905.05)	\$ -	\$ 500,000.00
GCEFCU - 24 MONTH CD	4.35%	2/25/2026	\$ 2,000,000.00	\$ 21,631.15	\$ (21,631.15)	\$ -	\$ 2,000,000.00
Charles Schwab		Liquid	\$ 4,548.81	\$ 1,069.82	\$ 452,331.26	\$ -	\$ 457,949.89
91282CFA4	3.00%	7/31/2024	\$ 418,425.00	\$ 6,300.00	\$ (426,300.00)	\$ 1,575.00	\$ -
3130AFBC0	3.25%	9/13/2024	\$ 516,784.32	\$ -	\$ -	\$ 2,895.88	\$ 519,680.20
3130APAR6	0.55%	9/30/2024	\$ 433,151.40	\$ -	\$ -	\$ 5,269.00	\$ 438,420.40
3130AV7L0	5.00%	2/28/2025	\$ 499,111.00	\$ 12,500.00	\$ (12,500.00)	\$ 1,066.00	\$ 500,177.00
3130AQ4B6	1.20%	12/23/2024	\$ 439,677.90	\$ 2,700.00	\$ (2,700.00)	\$ 5,152.05	\$ 444,829.95
3130AWS92	4.88%	9/12/2025	\$ 518,033.36	\$ -	\$ -	\$ 4,271.80	\$ 522,305.16
9128CHL8	4.63%	6/30/2025	\$ 512,103.13	\$ 11,909.37	\$ (11,909.37)	\$ 3,299.19	\$ 515,402.32
91282CGU9	3.88%	3/31/2025	\$ 494,531.25	\$ -	\$ -	\$ 3,046.85	\$ 497,578.10
3130B0ZP7	4.88%	3/13/2026	\$ 459,289.30	\$ -	\$ -	\$ 5,984.60	\$ 465,273.90
Total General Fund			\$ 19,262,155.39	\$ 250,813.94	\$ (1,610,617.97)	\$ 32,560.37	\$ 17,934,911.73
Debt Service Fund							
Lone Star		Liquid	\$ 3,940,613.61	\$ 44,319.87	\$ (1,355,527.00)	\$ -	\$ 2,629,406.48
Texas Class		Liquid	\$ 25,437.76	\$ 349.89	\$ -	\$ -	\$ 25,787.65
TEXSTAR		Liquid	\$ 1,402,365.25	\$ 27,616.80	\$ 1,018,375.00	\$ -	\$ 2,448,357.05
Total Debt Service			\$ 5,368,416.62	\$ 72,286.56	\$ (337,152.00)	\$ -	\$ 5,103,551.18
Capital Projects Fund							
TexFit		Liquid	\$ 9,438,355.68	\$ 125,528.73	\$ -	\$ -	\$ 9,563,884.41
TexStar		Liquid	\$ 9,497,182.18	\$ 127,581.17	\$ -	\$ -	\$ 9,624,763.35
Total Capital Projects			\$ 18,935,537.86	\$ 253,109.90	\$ -	\$ -	\$ 19,188,647.76
Total Investments			\$ 43,566,109.87	\$ 576,210.40	\$ (1,947,769.97)	\$ 32,560.37	\$ 42,227,110.67

This report is prepared according to the District Investment Policy and complies with the requirements. Official signed copy is on record in the Business Office.

Amber Petree
Chief Financial Officer

Paula Pierce
Director of Finance