

**Mounds View Public Schools Annual Report  
Summary for 2023-2024 School Year  
World's Best Workforce &  
Achievement & Integration Plan**

School Board Presentation  
October 2024

# World's Best Workforce

## Plan and Goals

MN State Legislation mandates that districts develop a comprehensive strategic plan to support and improve teaching and learning that is aligned with creating the world's best workforce.

Five Key Components of this strategic plan:

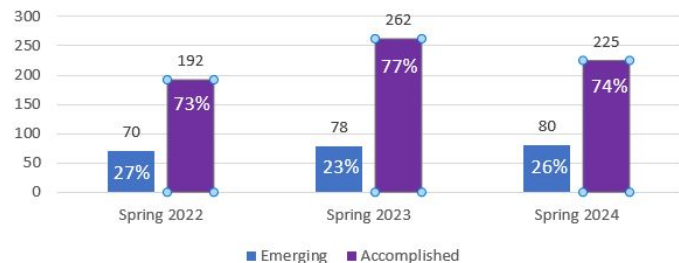
- 1) All students meet school readiness goals.
- 2) All third-grade students achieve grade-level literacy.
- 3) All students graduate from high school.
- 4) All students attain college and career readiness.
- 5) Close achievement gaps for all student groups.

## All Students Ready for School

GOAL: The percentage of Prekindergarten (age 4) students enrolled in the Mounds View Early Childhood Programs (ECSE, Speech, & ECFE) who meet or exceed the Kindergarten Readiness Benchmark “Accomplished” for the Social/Emotional Domain as measured by the My Teaching Strategies Assessment will increase from 77.0% in Spring 2023 to 78.0% in Spring 2024.

### RESULTS

Early Childhood Programs  
Kindergarten Readiness  
Social/Emotional Benchmark



### STRATEGIES

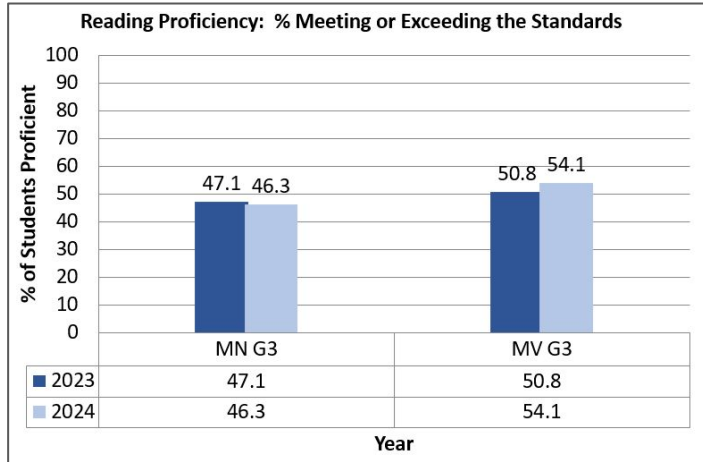
- Increased efforts to have families complete the early childhood screening before Kindergarten to ensure necessary supports are provided early, if/when needed.
- Created a Leadership Team to provide support in instructional decisions.
- Leadership Team professional learning on analyzing program-wide data and the use of this data to make instructional decisions
- Continued use of observation-based assessment (Teaching Strategies Gold) that helps teachers, parents, and administrators focus on what matters most for young children’s success .
- Facilitated transitions for families and students from Early Childhood Programs to Kindergarten.
- Increased teacher knowledge of phonemic and phonological awareness
- Implemented of new resource (Heggerty) to support instructional moves of teachers

## All Students in Third Grade Achieving Grade-Level Literacy

GOAL: The percentage of grade 3 students at Mounds View Public Schools who are proficient in the MCA-III Reading will increase from 50.8% in 2023 to 53.4% in 2024.

### RESULTS

**54.1% of Mounds View Third Grade students were proficient (meets or exceeds standards) on the 2024 MCA-III Reading.**



### STRATEGIES

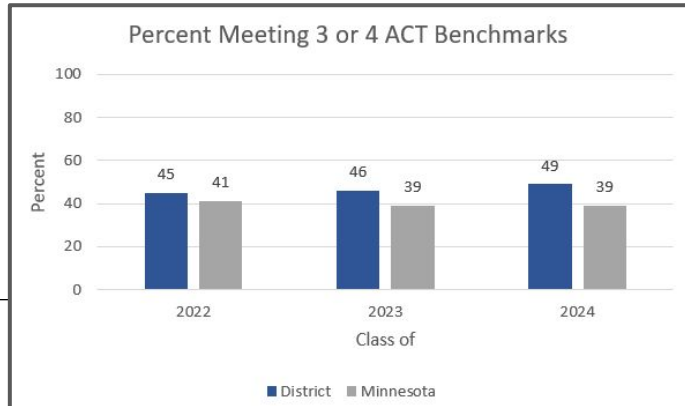
- Teachers participating in professional learning to increase their knowledge and skills in teaching reading.
- Implementing a new state approved screener to help identify areas of strength and growth for our readers.
- Differentiated instruction to meet the needs of each student and provided high-quality instruction through instructional support staff at each building, including the use of diagnostic tools.
- Provided in-addition-to time in literacy instruction for students needing additional support.

## All Students Career- and College-Ready by Graduation

GOAL: The percentage of all students in the graduating class at Mounds View Public Schools meeting 3 or 4 college readiness Benchmarks (English, Math, Reading, and Science) as measured by ACT will increase from 46% with the Class of 2023 to 48% with the class of 2024.

### RESULTS

ACT Average Composite Scores			
Class of	District	Minnesota	Nation
2022	21.9	21.0	19.8
2023	21.9	20.8	19.5
2024	22.2	20.7	19.4



### STRATEGIES

- Supported career and college centers focused on career pathways, college planning and jobs & internships, as well as technical guidance with college and FAFSA applications.
- Developed collaboration between Career & College Center and Career and Technical Courses to provide students with access to career, job, and internship information
- Supported the hopes and **aspirations** of students and their families by making connections with students in creating a 3+1 plan and a four year plan.
- Provided students with **opportunities** to access rigorous coursework to prepare them for post-secondary options.
- Renewed our **commitment** to supporting students once they have decided to enroll in these rigorous courses.

## All Students Graduate

GOAL: Mounds View School measures the percent of students who graduate in exactly 4 years + percent of those who continue according to their personalized plan = "Graduating According to Plan Rate". Mounds View Schools will increase the "Graduation According to Plan Rate" for All Students from 97.6% for the Class of 2022 to 98.0% for the Class of 2023, for all Class of 2023 subgroups, no subgroup will be less than 90%.

### RESULTS

Class of 2023 Students	4 year Graduation Rate	+ 4 year Continuing Rate	= TOTAL
ALL Students	91.2%	5.5%	96.7%
Students of Color	86.9%	6.8%	93.7%
White Students	94.4%	4.5%	98.9%
Students Receiving Educational Benefits	83.7%	9.3%	93.0%
Students Receiving English Learner Services	72.2%	13.0%	85.2%
Students Receiving Special Education Services	67.3%	24.3%	91.6%

### STRATEGIES

- Personalized Post-Secondary plans for all students using 3+1 plans and 4-year plans for students 6-12.
- Enhanced support for course plans for English Learners with limited/interrupted formal education (SLIFE).
- Designed activities that support students' transitions between levels (K to Grade 1; Grade 5 to Grade 6; Grade 8 to Grade 9).
- Monitored students to provide academic interventions as needed.
- Provided multiple and focused ways to support students with credit recovery.

## All Students Career- and College-Ready by Graduation

(Aligned to Achievement & Integration Plan, Goal 1)

GOAL: Decrease racial disparities in Mounds View College Board Advanced Placement-AP courses) from 8% for students in the Class of 2021 to 3% for students in the Class of 2025.

### RESULTS

Proportionality of the Class of 2023 and those that participated in AP Courses  
Class of 2023= 826 students    Students in AP courses= 498

Demographics	Senior Class of 2023	AP Course Participation
Asian	13%	17%
Black or African American	14%	10%
Hispanic or Latino	8%	5%
Two or more	6%	6%
White	59%	63%

### STRATEGIES

- Provided opportunities for rigorous coursework for the academic middle with support for students to succeed: Early College Access through Advanced Placement courses.
- Encouraged and supported students in participation in rigorous course offering as part of the 3+1 and 4 year planning meeting with students, deans and families.
- Impacted achievement for each student through Professional Learning Communities' focus on research-based instructional strategies.
- Provide support to families and students to prepare them for post secondary success through work of our cultural liaisons.

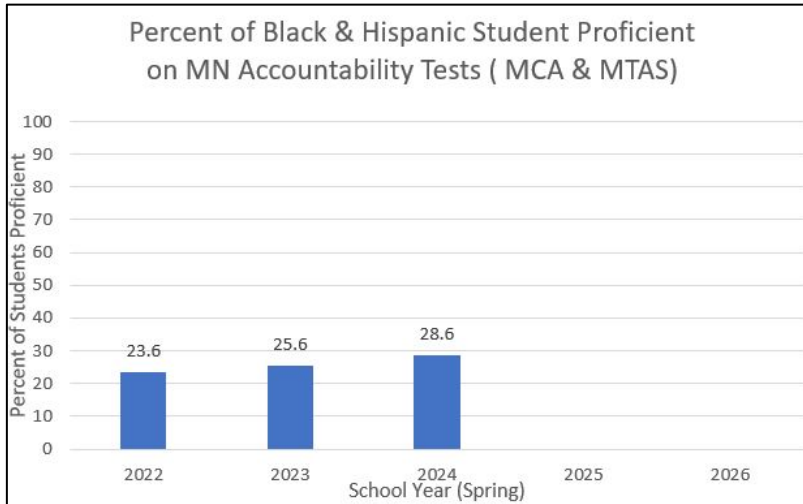
***\*\*Highlight that both high schools were named to the College Boards 2024 AP Honor Roll which recognizes schools that have welcomed and supported more students into AP classes.***

## All racial and economic achievement gaps are closed

(Aligned to Achievement & Integration Plan, Goal 2)

GOAL: The percentage of Hispanic and Black students proficient on all State Math accountability tests (MCA & MTAS) will increase from 23.6% in 2022 to 35.0% in 2026.

### RESULTS



### STRATEGIES

- Ensure college and career readiness and rigorous coursework for each student by providing early math intervention within the classroom and in extra support throughout the day.
- Support students needing additional support through accelerated learning through a core common resource for intervention.
- Build conceptual understanding of math skills through a common digital resource.
- Implementing best practices as indicated in the core text Building Thinking Classrooms.

## Equitable Access to Excellent and Diverse Educators

(Aligned to Achievement & Integration Plan, Goal 3)

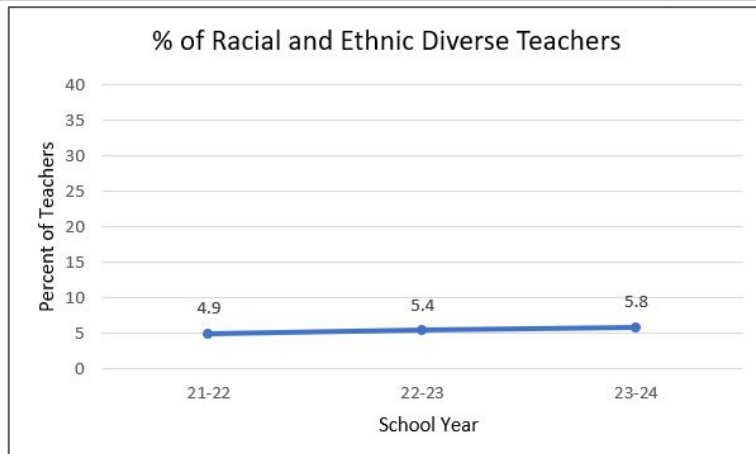
GOAL: The percentage of Mounds View public Schools teachers of color will increase from 4.9% in 2022 to 6.0% in 2026 with the outcome that the percentage of teachers of color would approach the percentage of students of color (SY 22-23=41%)

### RESULTS

### STRATEGIES

## Equitable Access to Excellent Teachers

Percent of Mounds View Educators that...	23-24
Have taught more than 3 years (Experienced)	92%
Are licensed in the grade/subject they teach (in-field)	96%
Have advanced degrees (Master's Degree or more)	77%



- District Instructional Support Leads at all levels for literacy, math, science, & social studies.
- Instructional Strategies Facilitators/coaches at all levels offer mentoring and support in high-quality, research-based instructional strategies.
- Collaboration with 916 on a special education impact grant. This funding allows teachers pursuing a special education license to receive grant funding for their education. 916 received the grant and works with partner districts on disbursement of funds.
- Mounds View Public Schools Grow your own program

# Contact Information

- Mary Stobb
- Director of Research,  
Evaluation & Assessment
- [mary.stobb@mvp schools.org](mailto:mary.stobb@mvp schools.org)
- 651-621-6042
- Angie Peschel
- Executive Director of Curriculum  
& Instruction
- [angie.peschel@mvp schools.org](mailto:angie.peschel@mvp schools.org)
- 651-621-6003