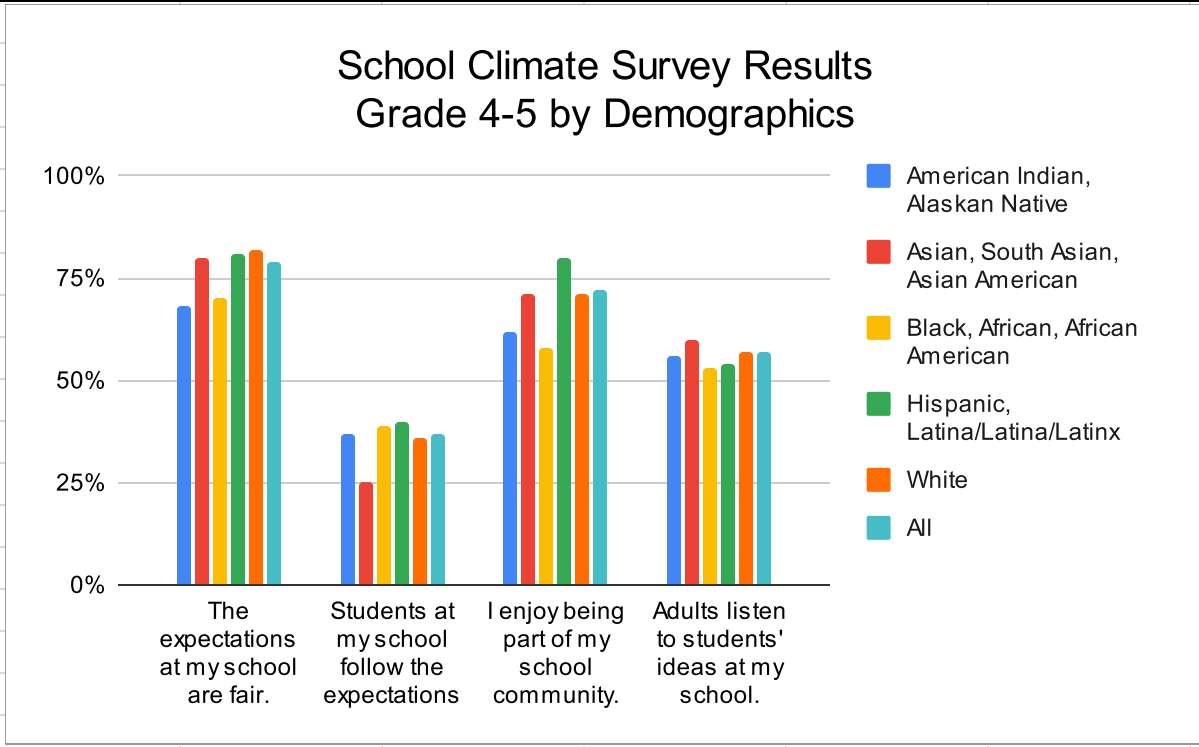
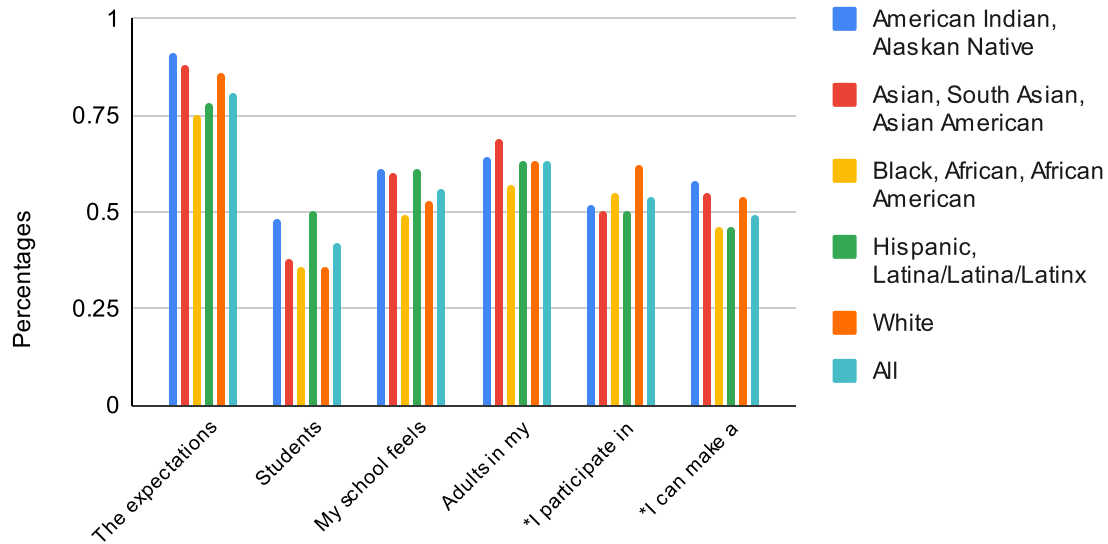


	American Indian, Alaskan Native	Asian, South Asian, Asian American	Black, African, African American	Hispanic, Latina/Latina/Latinx	White	All
The expectations at my school are fair.	68%	80%	70%	81%	82%	79%
Students at my school follow the expectations	37%	25%	39%	40%	36%	37%
I enjoy being part of my school community.	62%	71%	58%	80%	71%	72%
Adults listen to students' ideas at my school.	56%	60%	53%	54%	57%	57%

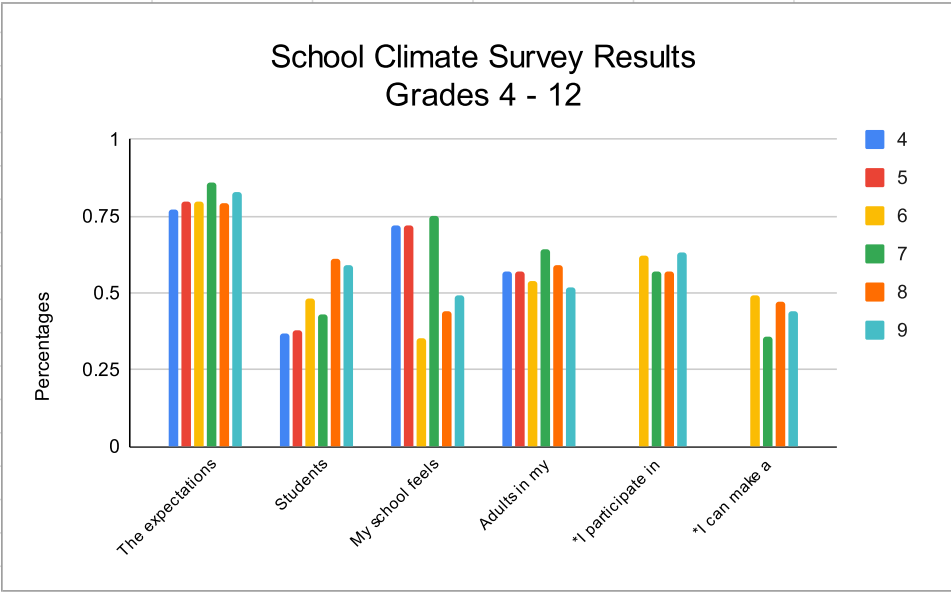


	American Indian, Alaskan Native	Asian, South Asian, Asian American	Black, African, African American	Hispanic, Latina/Latina/Latinx	White	All
The expectations at my school are fair.	91%	88%	75%	78%	86%	81%
Students demonstrate expected behavior at school.	48%	38%	36%	50%	36%	42%
My school feels like a positive place/I enjoy being part of my school community.	61%	60%	49%	61%	53%	56%
Adults in my school listen to the voices and ideas of students.	64%	69%	57%	63%	63%	63%
*I participate in activities, groups or clubs to help make my school a better place.	52%	50%	55%	50%	62%	54%
*I can make a positive difference in my school.	58%	55%	46%	46%	54%	49%

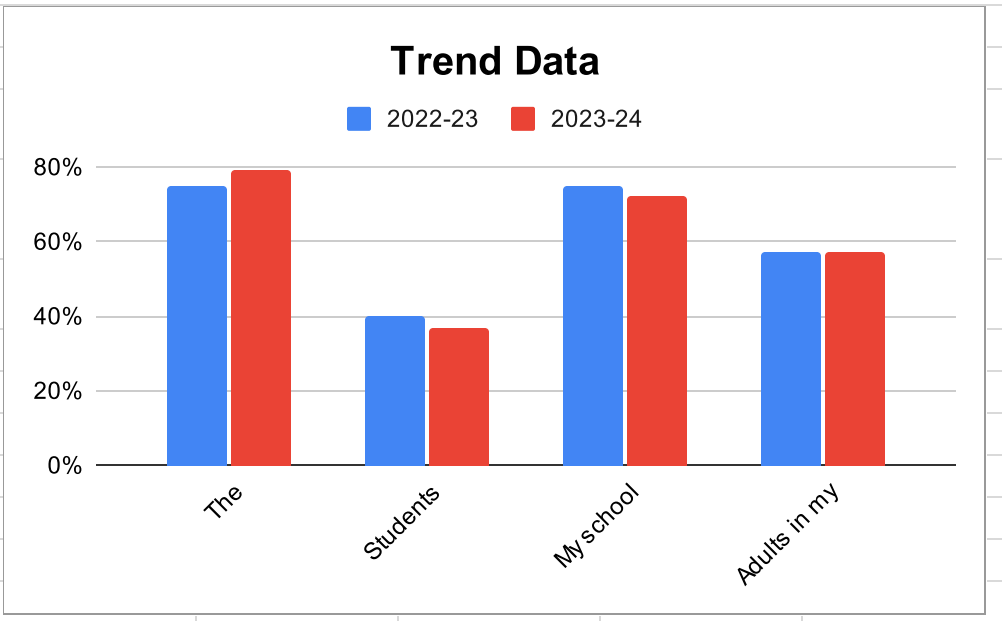
School Climate Survey Results
Grades 6 - 12 by Demographics



	4	5	6	7	8	9	10	11	12
The expectations at my school are fair.	77%	80%	80%	86%	79%	83%	78%	86%	81%
Students demonstrate expected behavior at school.	37%	38%	48%	43%	61%	59%	54%	60%	68%
My school feels like a positive place/I enjoy being part of my school community.	72%	72%	35%	75%	44%	49%	39%	47%	43%
Adults in my school listen to the voices and ideas of students.	57%	57%	54%	64%	59%	52%	57%	54%	56%
*I participate in activities, groups or clubs to help make my school a better place.			62%	57%	57%	63%	58%	67%	71%
*I can make a positive difference in my school.			49%	36%	47%	44%	52%	53%	55%



	2022-23	2023-24
The expectations at my school are fair.	75%	79%
Students demonstrate expected behavior at school.	40%	37%
My school feels like a positive place/I enjoy being part of my school community.	75%	72%
Adults in my school listen to the voices and ideas of students.	57%	57%



	2022-23	2023-24
The expectations at my school are fair.	68%	81%
Students demonstrate expected behavior at school.	34%	42%
My school feels like a positive place/I enjoy being part of my school community.	45%	56%
Adults in my school listen to the voices and ideas of students.	50%	63%
*I participate in activities, groups or clubs to help make my school a better place.	50%	54%
*I can make a positive difference in my school.	42%	49%

