



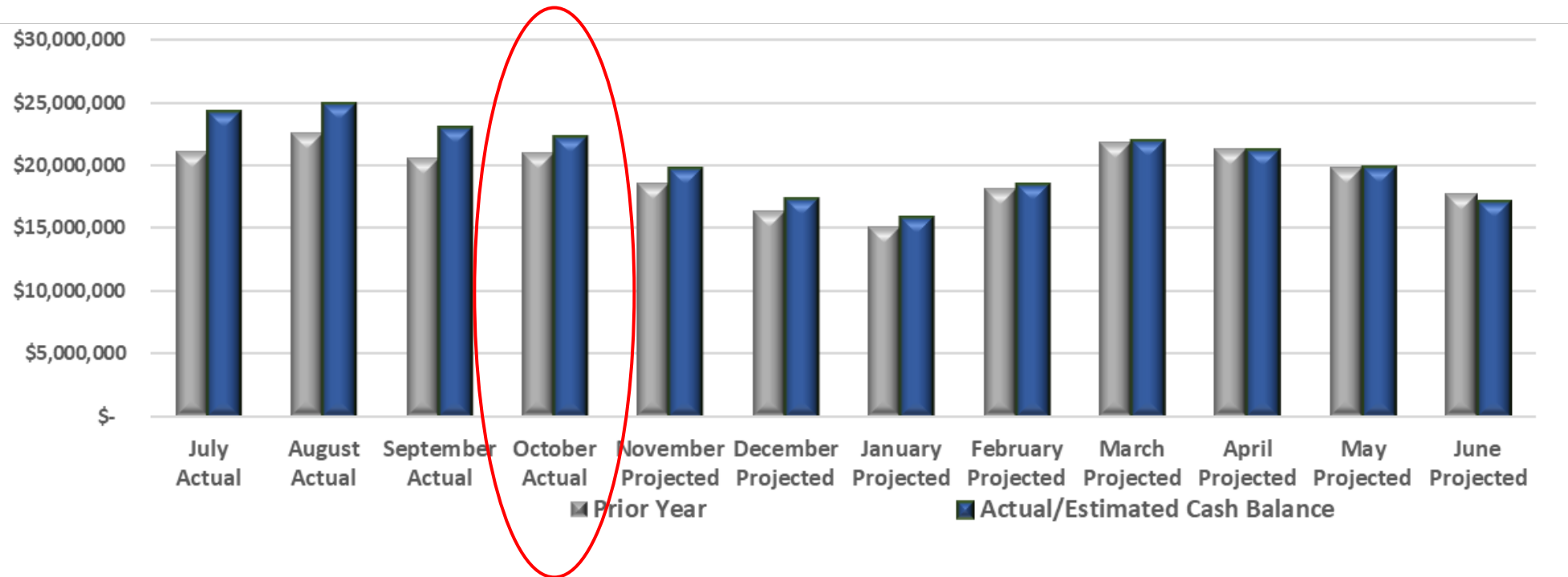
**Granville  
Schools**  
Learning for Life

---

**October 2024  
Monthly Financial Report**

---

# Cash Balance Comparison



- October 2024 cash balance is \$1,357,514 more than last October. This is due to the carryover cash balance.



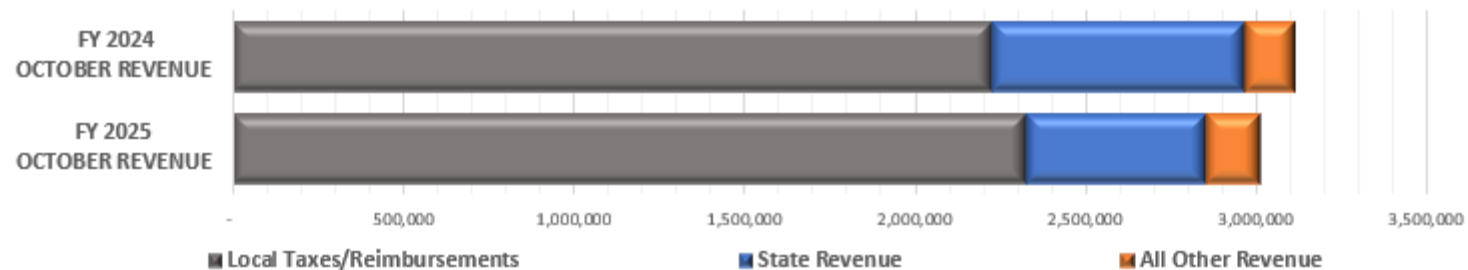
# October Revenue Collections Compared to Prior Year

Month to Date	Actual Revenue Collections For October	Prior Year Revenue Collections	Actual Compared to Last Year
Local Taxes/Reimbursements	2,320,601	2,220,507	● <b>100,094</b>
State Revenue	532,991	744,769	● <b>(211,778)</b>
All Other Revenue	156,715	144,103	● <b>12,611</b>
<b>Total Revenue</b>	<b>3,010,307</b>	<b>3,109,380</b>	● <b>(99,073)</b>

Actual revenue for the month was down

**\$99,073**

compared to last year.



- Income tax payment up 6.5% over prior year
- State revenue included a catch-up payment in the prior year that has not been received yet this year



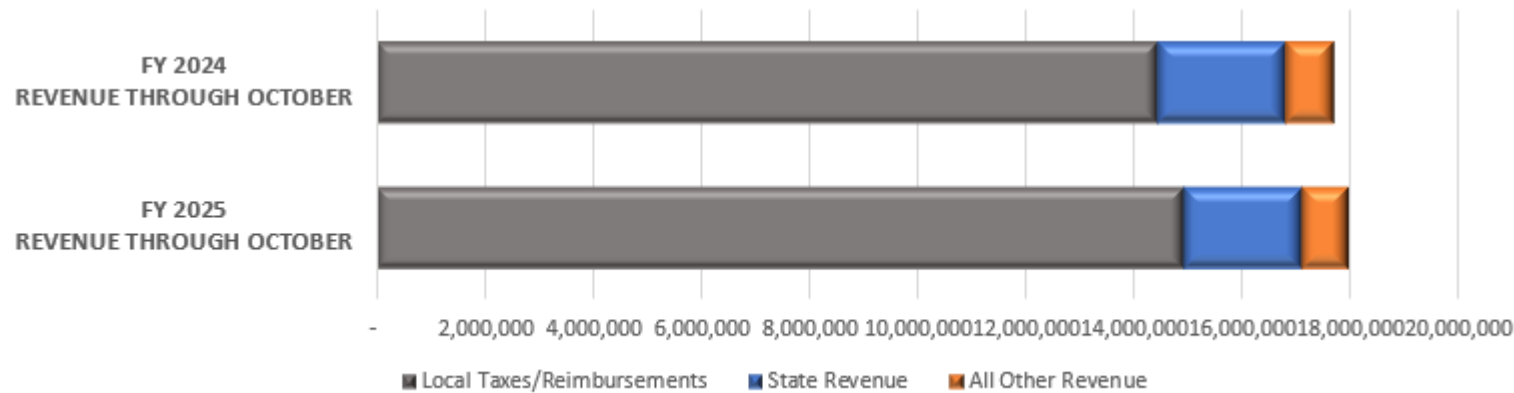
# FYTD Revenue Collections Compared to Prior Year

Fiscal Year to Date	Actual Revenue	Prior Year Revenue	Current Year	
	Collections	Collections	Compared to	
	For July - October	For July - October	Last Year	
Local Taxes/Reimbursements	14,924,011	14,436,738	●	<b>487,274</b>
State Revenue	2,192,125	2,395,464	●	<b>(203,339)</b>
All Other Revenue	868,162	869,562	●	<b>(1,401)</b>
<b>Total Revenue</b>	<b>17,984,298</b>	<b>17,701,764</b>	●	<b>282,534</b>

**TOTAL REVENUES ARE**

**\$282,534**

**HIGHER THAN THE PREVIOUS YEAR**



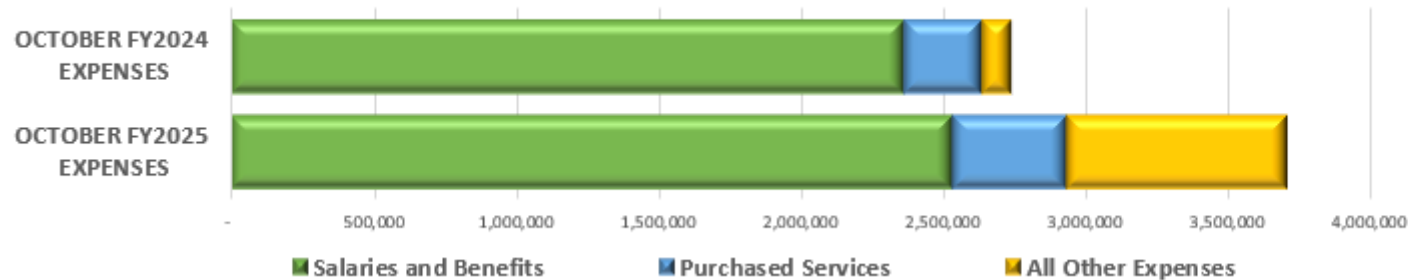
- Local tax revenue is up due to an increase in the income tax and increase in property tax revenue from inside millage and new construction
- State funding is down due to the timing of the catch-up payment



# October Expenditures Compared to Prior Year

Month to Date	Actual Expenses For October	Prior Year Expenditure Incurred	Actual Compared to Last Year
Salaries and Benefits	2,525,211	2,361,440	● 163,771
Purchased Services	407,052	269,313	● 137,739
All Other Expenses	767,621	108,813	● 658,808
<b>Total Expenditures</b>	<b>3,699,883</b>	<b>2,739,566</b>	● <b>960,317</b>

Actual expenses for the month were up  
**\$960,317**  
 compared to last year.



- Increase in base salary/steps and additional staff
- Purchased services includes a timing variance between months in the prior year
- All other expenses includes the capital project transfer for GHS AHU 1 & 5

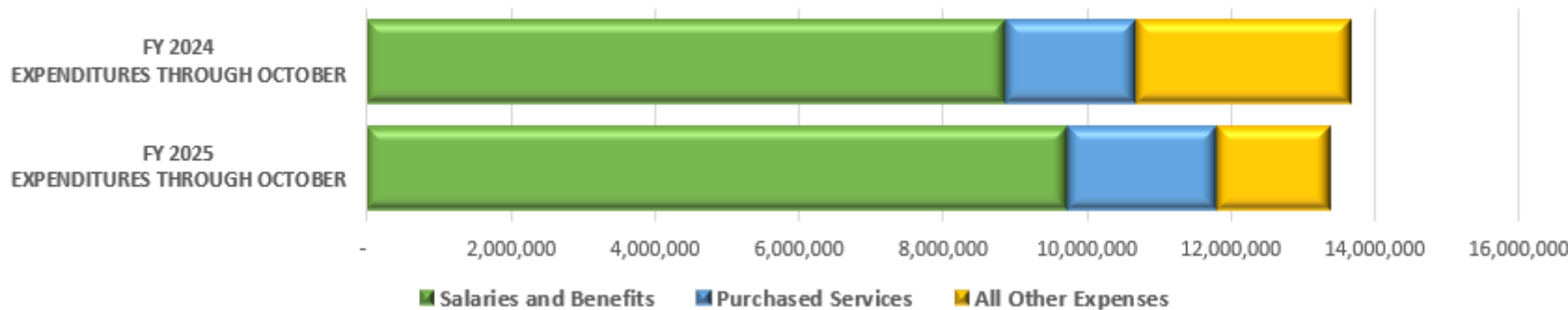


# FYTD Expenditures Compared to Prior Year

Fiscal Year to Date	Actual Expenses For July - October	Prior Year Expenditures Incurred	Actual Compared to Last Year
Salaries and Benefits	9,729,274	8,891,884	837,390
Purchased Services	2,096,420	1,806,525	289,896
All Other Expenses	1,569,343	2,970,844	(1,401,501)
<b>Total Expenditures</b>	<b>13,395,038</b>	<b>13,669,253</b>	<b>(274,216)</b>

**TOTAL EXPENDITURES ARE**  
**\$274,216**  
**LOWER THAN THE PREVIOUS YEAR**

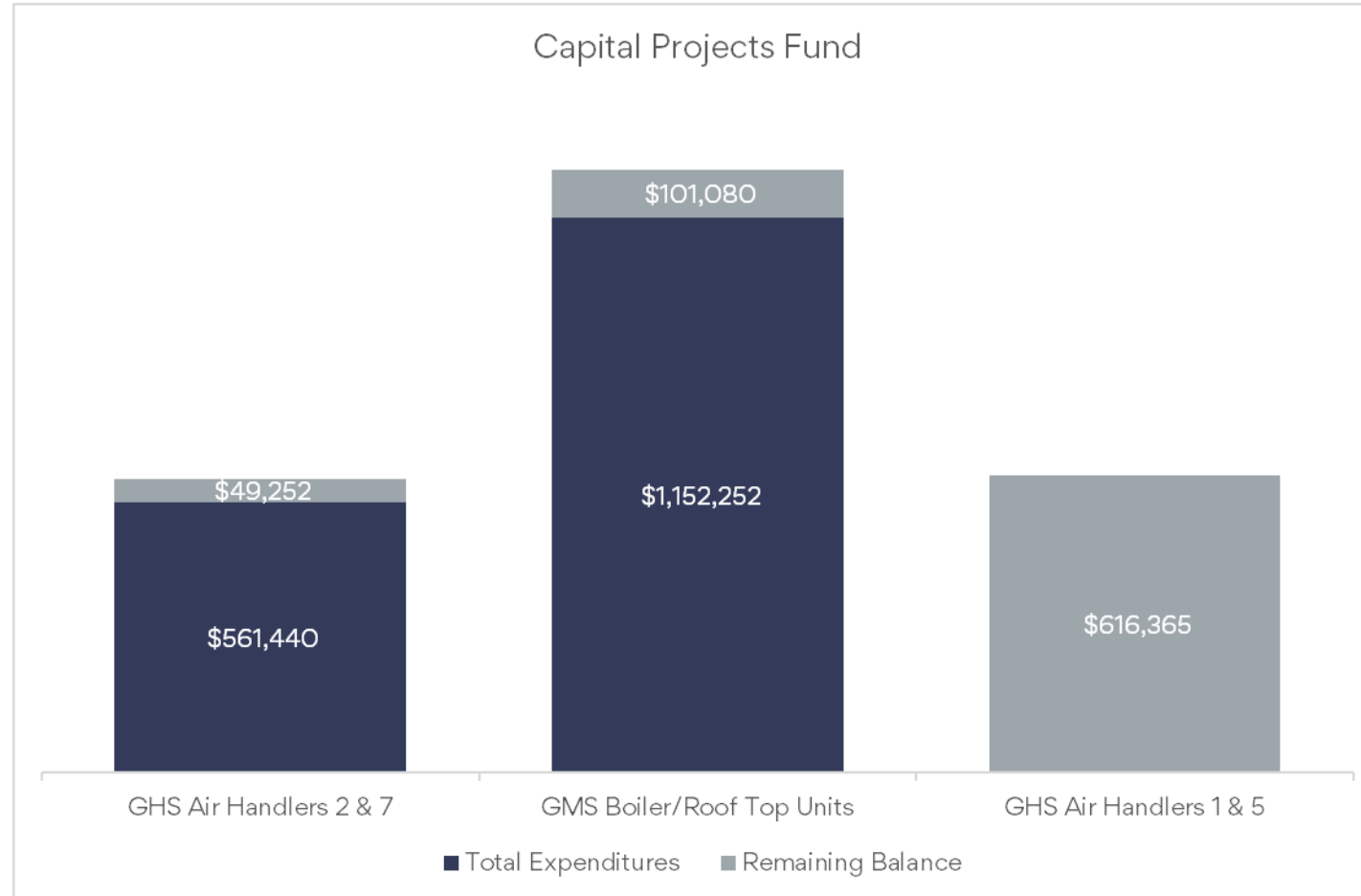
After adjusting for the capital projects, expenditures are up \$1,177,943 over prior year



- Increase in base salary/steps and additional staff
- Purchased services continue to increase due to special education contracted services
- All other expenditures includes the capital projects fund transfer in prior year



# Capital Projects Fund



# Cash Reconciliation

Date: 11/1/2024

Time: 12:44 PM

**Granville Exempted Village Schools**  
**Cash Reconciliation as of October 31, 2024**

	<u>Sub-Totals</u>	<u>Totals</u>
<b>Gross Depository Balances:</b>		
PNB - New General	\$ 700,000.00	
PNB - Demand	\$ 731,168.50	
PNB - Food Service	\$ 341,264.19	
PNB - FSA	\$ 68,362.70	
PNB - Dental	\$ 145,731.73	
NBC Securities	\$ 1,688,760.48	
Star Ohio	\$ 16,585,312.21	
Red Tree	\$ 8,693,557.04	
		\$ 28,954,156.85
<b>Adjustments to the Bank Balance:</b>		
Cash in Transit	\$ 35,368.71	
Outstanding Checks	\$ (52,058.34)	
Outstanding Electronic Payments	\$ (367,874.59)	
Athletic Change Fund	\$ 2,000.00	
		\$ (382,564.22)
<b>Bank Balance with Adjustments:</b>		\$ 28,571,592.63
<b>Total Fund Balance:</b>		\$ 28,571,592.63

