

# **Meeting Packet**

## **REGULAR SESSION**

**11/14/2024**

**07:00 PM**



## PHILOMATH SCHOOL DISTRICT 17J

### REGULAR SESSION

PHILOMATH SCHOOL DISTRICT 17J  
Philomath High School Community Conference Room  
2054 Applegate Street, Philomath

11/14/2024 07:00 PM

#### A. EXECUTIVE SESSION ~ 6:00 p.m.

The Board will meet in executive session at 6:00 pm per ORS 192.660(2)(i) to review and evaluate the performance of the chief executive officer or any other public officer, employee or staff member, unless the person whose performance is being reviewed and evaluated requests an open hearing.

#### B. REGULAR SESSION ~ 7:00 p.m.

##### 1. Call to Order: Chairperson

###### i. Pledge of Allegiance

###### ii. Approval of Consent Agenda

[Consent Agenda \(p. 5\)](#)

[October 10, 2024 Minutes \(p. 6\)](#)

###### iii. Request for Agenda Modifications

##### 2. Public Comment

#### C. REPORTS~

##### 1. Student Government Report

##### 2. Association Reports

- PEA
- OSEA

##### 3. Enterprise Zone Resolution Approval

Christopher Jacobs

[Enterprise Zone Resolution \(p. 10\)](#)

##### 4. School Stuff

Eric Beasley, PES & BES

**5. Superintendent's Report**

[Superintendent's Report \(p. 11\)](#)

**6. Financial Report**

[Board Report \(p. 20\)](#)

[Year to Date General Fund Report \(p. 21\)](#)

[Appropriations \(p. 23\)](#)

[PSD Cash Flow \(p. 24\)](#)

[PES Student Activities Report \(p. 25\)](#)

[PMS Student Activities Report \(p. 26\)](#)

[PHS Student Activities Report \(p. 28\)](#)

[Enrollment Totals \(p. 32\)](#)

**7. City Council/School Board Meet & Greet**

**D. STRATEGY AND DISCUSSION ~**

1. OSBA Follow Up
2. District Improvement Plan/Strategic Plan Updates
3. Safety and Security Updates
4. Clemens Community Pool Usage Agreements
5. Integrated Guidance

[Integrated Guidance Narrative \(p. 33\)](#)

**E. DISCUSSION & ACTION ITEMS ~**

1. PSD/KVCS Joint Board Meeting - Set Date
2. OSBA Elections
  - Election
  - Resolution #1
  - Resolution #2
  - Resolution #3

[OSBA Resolutions \(p. 43\)](#)

3. December Regular Board Meeting Date/Time

**F. MEETING CLOSURE ~**

1. Next Meeting Agenda Items
2. Board Thanks

### 3. Board Requests

### 4. Adjournment

## G. IMPORTANT DATES

November

Nov 27-Dec 2

Dec 3

Dec 12

Dec 23-Jan 3

National American Indian Heritage Month

No School

International Day of Persons with Disabilities

Regular Board Meeting

Winter Break



## CONSENT AGENDA

---

**November 14, 2024**

**Updated: 11/7/24 3:13 PM**

**A. Minutes:**

1. Regular Session Minutes – October 10, 2024

**B. Out of State Travel:** None

**C. Personnel/Staffing Adjustments:**

**1. Retirements:** None

**2. Resignations:**

- i. Brittney Hamilton CPS Kitchen Assistant

**3. New Hires:**

- i. Joy Demaris Temporary SPED Teacher

**4. Staff Reassignments/Changes in FTE:**

- i. Michelle Landers Food Service Specialist

**5. Coaches:**

- i. Ava Schwartz Varsity Dance Assistant Head Coach
- ii. Hunter Biviano Boys Golf Head Coach
- iii. Logan Martin Girls Golf Head Coach
- iv. Helen Bennett Boys Volleyball Head Coach

**6. Extra Duty Assignments:** None

# REGULAR SESSION

## Meeting Minutes

PHILOMATH SCHOOL DISTRICT 17J

District Office

1620 Applegate Street, Philomath

10/10/2024 07:00 PM

### A. EXECUTIVE SESSION

The Board convened into Executive Session at 6:30 pm Per ORS 192.660 (2)(i) to review and evaluate the performance of the chief executive officer or any other public officer, employee or staff member, unless the person whose performance is being reviewed and evaluated requests an open hearing.

### B. REGULAR SESSION

1. **Call to Order:** The Regular Session of the Philomath School District Board of Directors was called to order at 7:01 pm by Board Vice Chair Erin Gudge. Present at the meeting were Board Directors Erin Gudge, Ryan Cheeke, Sandi Hering and Joe Dealy; Superintendent Susan Halliday, Business Manager Jennifer Griffith, and Executive Assistant Michele McRae. Absent Director Rick Wells.
  - i. **Pledge of Allegiance:** Director Dealy led us in the Pledge of Allegiance.
  - ii. **Approval of Consent Agenda:** Director Dealy moved to amend the consent agenda to add out of state travel to Alaska for the girls' basketball team. Director Hering seconded the motion, and the Board approved it unanimously. Motion passes 4-0.
  - iii. **Request for Agenda Modifications:** Director Gudge requested moving item D1, Student Representative to the Board, to C1, moving all C agenda items down one.
2. **Public Comment:** There were no public comments tonight.
3. **Student Government Report:** Raegan McKinney, ASB President, reported that their new advisor, Jessica Mattson, has a lot of good ideas for ASB. This week is Homecoming, and they have a lot of activities planned.

### C. REPORTS

1. **Student Representatives to the Board:** The high school chose two co-representatives to the Board, Levi Storch and Maggy Real. Maggy's interests include tennis, band, and theatre. She loves Philomath High School, and she wants to make sure that

students feel welcome. Levi's interests are art club, theatre, and water ship art council. Levi and Maggy recited the Student Representative to the Board Oath of Office.

2. **Jason Hay-LBLESD Superintendent:** Jason Hay, Superintendent of the Linn Benton Lincoln ESD, said that the ESD is here to serve schools in Linn, Benton and Lincoln Counties. He listed the many supports that they offer. He reported that the Local Service Plan is undergoing a major revision for the 2025-2026 school year.

3. **Association Reports**

- i. **PEA:** No report.
- ii. **OSEA:** Mary Callendar reported that the OSEA just had their first meeting, and they have elected a new officer. October 17<sup>th</sup> is a contract work day for most classified staff even though it isn't a school day. Classified staff will have training on this day.

4. **School Stuff**

- i. **PMS:** Steve Bell, Philomath Middle School Principal, reported that cross country is underway. Their first home meet is October 21<sup>st</sup>. Archery is one day a week, and approximately 25 students are showing up. PHRED is sponsoring robotics for the middle school students. He said that a lot of the middle school students are involved in after school activities including theater and Battle of the Books. He thanked the Board for supporting and sponsoring these activities through the budget.
- ii. Steve reported on attendance trends at PMS for this year.
- iii. Upcoming highlights at the middle school are parent conferences which are open forum in the gym; October 21-24 is the HERO Challenge which encourages healthy relationships and anti-bullying; November 8<sup>th</sup> there will be a Veteran's Day assembly to honor Veterans; and, Turkey Bingo is November 22<sup>nd</sup> at 5:00 pm.
- iv. Steve thanked Joey DiGiovannangelo and Ryan Vaughn who repaired and repainted the middle school sign.
- v. Steve is on the Board of Directors of the Philomath Community Foundation, and he presented their website and gave the background of the foundation. He said that the foundation began in 1998. They receive funds, invest them, and use them for philanthropic purposes in the community. The Philomath Community Foundation provided scholarships for 16 graduates from the 2024 Philomath School District graduating class, and a total of \$18,250 in scholarships was awarded. Two additional scholarships will be awarded this year. Anyone can donate to the Foundation through their website.
- vi. **SEAC:** Barbara Neelands, Special Education Advisory Committee Chair, said that they meet the first Tuesday of each month, and she invited everyone to their meetings. They had an event to help people understand an Individualized Education Plan, or IEP, and a 504 plan.

5. **Superintendent's Report:**

- i. Superintendent Halliday reported that Nick Traini was entered into a national contest for teachers, and he placed in the top 50. He earned \$1,000 in Harbor Freight credits to support his program.

- ii. Superintendent Halliday recognized National IT Professional's Day, School Custodian Appreciation Day and National Principal's Month.  
Next week is National School Lunch Week, and the following week is National School Bus Safety Week.
  - iii. People seem happy with the Back-to-School Open House schedule.
  - iv. Superintendent Halliday reported on student participation in state testing over a 2-year span. There has been a consistent increase in reading scores for Philomath students.
  - v. Parent teacher conferences will take place on October 16<sup>th</sup> through the 18<sup>th</sup>.
  - vi. The Board meetings will take place in the Philomath High School Community Conference Room beginning with the November 14<sup>th</sup> Regular Board Meeting.
  - vii. Philomath will be hosting the VCSA meeting on October 18<sup>th</sup>.
  - viii. The superintendent and business manager will present information about the Philomath School District at the next Rotary Meeting.
6. **Financial Report:** Jennifer Griffith, Philomath School District Business Manager, reported that our enrollment is down. She will update the district's estimate of membership and revenue with the Oregon Department of Education. She will continue to monitor enrollment. PERS contribution rates will increase for the next biennium, effective July 1, 2025. She shared figures comparing Tier 1/Tier 2 employee contributions compared to OPSRP employee contributions from previous years.

#### D. STRATEGY AND DISCUSSION

1. **Safety and Security Updates:** Superintendent Halliday presented an update on Safety and Security. There was a Board work session a month ago, and since then, there has been work on updating policy EBCA, the schools have their monthly drills scheduled, they have been testing alarms, and a meeting is scheduled with the Philomath Fire Chief and the Philomath Police Chief with the purpose of renewing their safety conversations. On the agenda tonight is approval of a security system upgrade. There will be a structural review of facilities, and a review of windows at the high school and the middle school. Safety Coordinator for the Lincoln County School District, Sue Graves, presented at the Valley Coast Superintendent's Association Meeting. She designed a comprehensive safety plan for the Lincoln County School District.

#### E. DISCUSSION & ACTION ITEMS

1. **Approve Division 22 Assurance:** Director Dealy moved to approve the Division 22 Assurances as presented. Director Cheeke seconded the motion, and the Board approved it unanimously. Motion passes 4-0.
2. **Surplus Item:** Director Dealy moved to approve the item as surplus as presented. Director Hering seconded the motion, and the Board approved it unanimously. Motion passes 4-0.
3. **Approve Superintendent's Goals:** Director Hering moved to approve the Superintendent's Goals with the exception of goal #5, which was removed. Director Dealy seconded the motion, and the Board approved it unanimously. Motion passes 4-0.

4. **Security System Upgrade:** Director Hering moved to approve the Security System Upgrade as presented. Director Cheeke seconded the motion, and the Board approved it unanimously. Motion passes 4-0.

F. **MEETING CLOSURE**

1. **Next Meeting Agenda Items:** Regular calendar items; safety update; rotary meeting report; Saturday coffee meeting; school representatives/reports; strategic plan; schedule work session.
2. **Board Thanks:** Director Dealy thanked the staff. He said that the school year seems to be moving along smoothly. Director Hering thanked the administration and teachers who have participated in the listening sessions. Director Gudge thanked the new Student Representatives to the Board for taking on this role.
3. **Board Requests:** No Board requests tonight.
4. **Adjournment:** Board Vice Chair Erin Gudge adjourned the meeting at 8:42 pm.

---

Board Vice Chair

---

Superintendent

---

Date

**Philomath School District 17J**  
**Establish Enterprise Zone School Support Fee Rate**  
**Resolution No. 2425-01**

WHEREAS, HB 2009 (2023) was passed in 2023 and became part of ORS 285C.067;

WHEREAS, HB 2009 (2023) requires the governing body of each school district along with the governing body of the zone sponsor to set a rate for the school support fee imposed pursuant to Sections 48 (2) and 51 (2) of HB 2009 (2023);

WHEREAS, this rate must be at least 15 percent and not more than 30 percent;

WHEREAS, the district has coordinated with the governing body of the City of Philomath and Benton County to set the rate;

WHEREAS, by November 1 in any applicable year, the governing body of the zone sponsor will provide the district will all information necessary for the district to collect the fee directly from the business firm;

WHEREAS, by December 1 in any applicable year, the district shall send to the business firm a notice of the required fee, with a due date not later than December 31 of the same year;

WHEREAS, the district shall be responsible for making refunds to business firms of overpayments;

WHEREAS, if a fee payment is delinquent for more than 60 days following the date of delinquency or any later date allowed for curing the delinquency, the Board shall give written notice of the delinquency to the business firm and the assessor of the county;

BE IT THEREFORE RESOLVED, that the Philomath School District Board and the governing body of the City of Philomath and Benton County to establish the rate of the school support fee of 15 percent.

ATTEST:

\_\_\_\_\_  
Rick Wells, Philomath SD 17J Board Chair

\_\_\_\_\_  
Chris Workman,  
City of Philomath City Manager

\_\_\_\_\_  
Susan Halliday, Philomath SD 17J Superintendent

\_\_\_\_\_  
Rachel McEneny,  
Benton County Administrator



# Philomath School District 17J

Benton County School District No. 17J, 1620 Applegate Street Philomath OR 97370 (541) 929-3169

*Graduate EVERY student and transition each into a job, training, or college.*

## Philomath School District 17J

### Board of Directors

### Superintendent Report

**\*\*Updated\*\***

November 14, 2024

### Morning News:

Congratulations to Philomath Middle School! US News & World Report [Best Schools](#) for 2025, placing among the top 40% of middle schools in Oregon.

### School Board Meeting Location:

We are excited to meet in our new location this evening. School Board Meetings will now be held in the Community Conference Room at Philomath High School.

### Philomath Rotary Presentation (10/15/2024):

- Thanks to Joe Dealy and Erin Gudge for attending this presentation!
- Technology struggles tested our mettle... so we started the presentation without slides to follow!
- See attached slides.

### Parent Teacher Conferences (10/17-18/2024):

- Two consecutive days for conferences this year for all schools.
- Even though days used slightly differently at each school, reactions to two days was positive overall.
- Attendance across schools varied, with elementary (K-5) having the highest percentage of participation.
- Strong consideration to maintain in the proposed 2025-2026 calendar.

### Center for Educational Leadership (CEL):

- CEL, hosted out of the University of Washington, has been on site for the past two days (11/13-14/2024).
- Administrators spent Wednesday morning observing in various classrooms at Philomath Middle School, discussing ways to promote collective teacher efficacy in support of student learning. Additional review, via video, scheduled for Thursday morning. (Research from Professor John Hattie).
- Teachers across the district spent Wednesday afternoon growing leadership in each of our schools through professional learning support.
- Facilitator, Jonathan Aldanese-Wells, will spend Thursday afternoon at Kings Valley Charter School.

**WestEd Partnership for Early Literacy:**

- Through a coordinated project with LBL, WestEd is supporting Philomath teachers, administrators, and schools (K-5) in early literacy skills and strategies to promote student learning.
- Following summer professional learning, WestEd staff have been on site to observe Philomath classrooms at Blodgett Elementary, Clemens Primary, and Philomath Elementary schools.

**LBL Local Service Plan:**

- With support from regional school districts, LBL has been working to update language in their required Local Service Plan.
- Most efforts have included language clean-up in documentation to support what is actually occurring across the regional area.
- A final draft of the proposed plan will be approved by regional superintendents in December 2024.

**Technology Updates:**

- New telephone handsets are on site, with infrastructure ready for installation.
- Phones will be installed and tested over the winter break.
- As approved by the School Board in October, the new key card system is in the installation planning process.

**Cell Phones in Schools:**

Surveys are almost ready to share with the following audiences related to cell phones in our classrooms.

- Parents/ Guardians
- PSD Staff
- PSD Students


**Integrated Guidance:**

- We are beginning to gather information for submission of the 2025-2027 Integrated Guidance Plan. Programs or initiatives represented in the plan includes the following:
  - Continuous Improvement Planning
  - Every Day Matters
  - High School Success
  - Student Investment Account
  - Early Indicator and Intervention Systems
  - Early Literacy Success School District Grants
  - Career and Technical Education/ Perkins V
  - Career-Connected Learning
  - ~~Federal School Improvement for Comprehensive or Targeted Supports~~
- Annual reporting information has been prepared for discussion later in the agenda.



### Important Dates to Remember

- November 14, 2024 (Th) District Choir Concert @ PHS Auditorium (7:00pm)  
PSD School Board Meeting (7:00pm @ PHS)
- November 18-22, 2024 (M-F) PES Change Drive
- November 19, 2024 (T) PHS Fall Sports Awards (7:30pm)
- November 21, 2024 (Th) Philomath Chamber Lunch (11:45@ Peace Lutheran)  
(PA and PHS Student of the Month)  
PHS Art Night (5:30pm)
- November 22, 2024 (F) Turkey Bingo (5:00pm @ PHS)
- November 27-29, 2024 (W-F) No School – Thanksgiving Break (includes KVCS)
- December 2, 2024 (M) No School for Students (End of T1)
- December 3, 2024 (T) SEAC (Special Education Advisory Committee)  
(6:30pm @ DO)
- December 4, 2024 (W) EBAC (Emerging Bilingual Advisory Committee)  
(6:00pm @ CPS)
- December 7, 2024 (Sat) PHS Basketball vs Junction City
- December 10, 2024 (T) PES Band and Choir Concert (7:00pm @ PES)
- December 11, 2024 (W) CPS Winter Music Concert (1<sup>st</sup> Grade) – 6:30pm
- December 12, 2024 (Th) PMS Winter Music Concert  
PSD School Board Meeting (7:00pm @ PHS)
- December 13, 2024 (F) PHS Wrestling – Warrior Classic
- December 16, 2024 (M) PES 2<sup>nd</sup> Grade Concert (6:00pm @ PES)  
PES 3<sup>rd</sup> Grade Concert (7:00pm @ PES)
- December 17, 2024 (T) PHS ASB Pancake Breakfast (7:30am)  
PHS ASB Snowball Fight (11:45am)  
PES 4<sup>th</sup> Grade Concert (6:00pm @ PES)  
PES 5<sup>th</sup> Grade Concert (7:00pm @ PES)
- December 18, 2024 (W) PHS ASB Winter Assembly (11:45am)
- December 19, 2024 (Th) PHS Fall Concert  
Philomath Chamber Lunch (11:45@ Peace Lutheran)  
(PA and PHS Student of the Month)
- December 20, 2024 (F) No School (KVCS Only)
- December 23-January 3 Winter Break for All Schools
- January 2, 2025 (Th) PHS Wrestling – Benton County Championships
- January 3, 2025 (F) PHS BBX vs Astoria
- January 6, 2025 (M) School Resumes following Winter Break



## Agenda

- What does the Philomath School District Look Like?
- What is Our Mission and Vision?
- Funding
- Making Decisions
- Projects and Activities
- What Might 2024-2025 and Beyond Look Like?
- Questions/ Comments

## Clemens Primary School Play-Shed



## Clemens Primary School Play-Shed



## 16<sup>th</sup> and Cedar Bypass



## 16<sup>th</sup> and Cedar Bypass



“

If we expect students to be kind, we need to be kind adults. If we expect students to be cooperative, we need to be cooperative adults. If we expect students to be responsible, we need to be responsible adults. **Model. Model. Model.**

—LISA ROMANO, Teacher



## Board of Directors

Ryan Cheeke  
Joe Deaky  
Erin Dodge  
Sandi Hering  
Rick Wells



Back Row: Jaron Blodgett, Dave Bell, Mark Henderson, Heidi Linderborg, Mike Hood, Mike McDonough, Garth Gerot, and  
Sara Mathis.  
Front Row: Abby Couture, Jennifer Griffin, Sandy Lander, and Dee Collins.

## Meet Our Administrators

- Blodgett Elementary School:
  - Eric Beasley, Principal
- Clemens Primary School:
  - Abby Couture, Principal
- Philomath Elementary School:
  - Eric Beasley, Principal
  - Mike McDonough, Assistant Principal
- Philomath Middle School:
  - Sandy Bell, Principal
  - Jaron Ellingson, Assistant Principal/ Athletic Director

- Philomath High School:
  - Mark Henderson, Principal
  - DeeDee Collins, Assistant Principal
  - Mike Hood, Assistant Principal/ Athletic Director
- Philomath Academy:
  - Garth Gerot
- Philomath School District:
  - Jennifer Griffin, Business Administrator
  - Kelley Grey-Lanus, Student Services Director



• Philomath School District Leadership (continued):

- Rachel Baker, Library Media
- Joey DiGiovannangelo, Facilities Director
- Scott Harper, Nutrition Services Director
- Eugenia Moore, Clemens Pool Director
- Mark Neville, Technology Director


## Kings Valley Charter School

Diana Barnhart, Facilities and District Relations  
 Scott Castle, Middle/Junior High School Teacher  
 Michael Chung, Middle/Junior High School Teacher  
 Mark Hazelton, Business Manager  
 Athena Lodge, Elementary Lead Teacher

### Board Members:

Diana Barnhart  
 John Corbin  
 Beth Hoinacki  
 Sally Lammers  
 Linda North

## District Vision/Priorities



## Key Success Factors

Pre-K	Kindergarten Academic Readiness
Kindergarten	Attendance
3 <sup>rd</sup> Grade	Reading at or Above Grade Level
4 <sup>th</sup> Grade	Technology Literacy
5 <sup>th</sup> Grade	Math at or Above Grade Level
6 <sup>th</sup> Grade	Attendance and Engagement
7 <sup>th</sup> Grade	Technology, Reading, and Writing Literacy
8 <sup>th</sup> Grade	Math at or Above Grade Level
9 <sup>th</sup> Grade	Attendance and Credits On-Track
10 <sup>th</sup> Grade	Credits on Track
11 <sup>th</sup> Grade	Attendance and Post-Graduation Plans

## Our Goals...

- Ensure equitable opportunities for every student.
- Promote ongoing success and growth, including academic as well as social emotional components.
- Provide a safe, welcoming, respectful, and rigorous learning environment for every member of the school community.
- Provide leadership opportunities to administrators and others, as appropriate, in the District.
- All staff members will actively participate in on-going, high quality professional learning opportunities.
- Support effective communication throughout the District.

**READING ALOUD MAKES READERS.**  
**READING ALOUD MAKES WRITERS.**  
**READING ALOUD CHANGES LIVES.**  
 KATE DICAMILLO

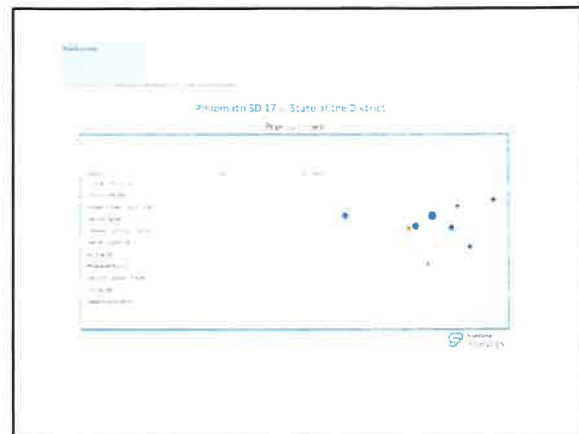
## Making Decisions

### School Board


- The major responsibility of the school board is setting policy.
- The board also is responsible for hiring and evaluating the superintendent.
- Communicate with the public as they establish mission and direction.
- Establish budgets.
- Set goals and evaluate progress.

### Superintendent

- Accountable to the school board for managing the district according to adopted policies.
- Provide instructional and operational leadership for the district.
- Implement vision of school board through day-to-day decisions.
- Hire, supervise, and manage staff.



## Philomath School District Enrollment Story



## COVID Era Enrollment Trends



2019-2020  
1,140 students  
12,111 students statewide



2020-2021  
1,172 students  
10,477 students statewide



2021-2022  
1,181 students  
10,143 students statewide

## Current Year-To-Date

Enrollment	Blodgett	Clemens	PES	PMS	PHS	PA	KVCS
All Students	32	160	365	349	415	72	194
Full Time							
ELL	< 5%	< 5%	< 5%	< 5%	< 5%	< 5%	< 5%
Economic Disadvantage	Not Available	Not Available	Not Available	Not Available	Not Available	Not Available	Not Available
Special Ed	9.4%	10.0%	10.1%	14.6%	12.0%	10.7%	29.9%
2021-2024 AB	39	171	371	339	441	97	198
Difference	+7	+11	+6	+10	+1	+25	4

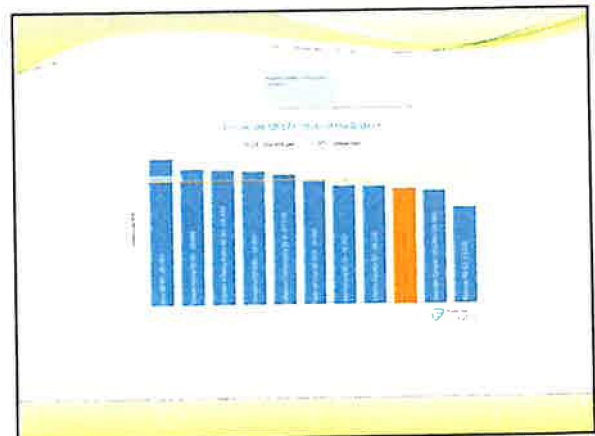

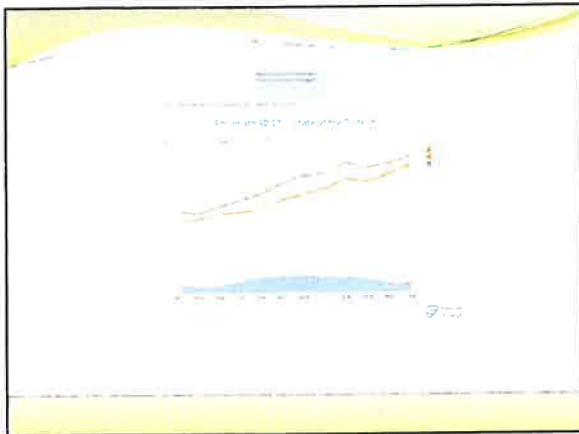
## General Fund Budget Information

- Oregon's school finance system combines state, local, and federal revenue to support public schools and districts.
- Money comes from state income taxes, the lottery fund, local revenues primarily consisting of property taxes, and federal funds.
- Most state revenue is distributed through a state distribution formula.

### FY 24-25 Budget Message and Considerations

- 2nd year of biennium; SSF 51% of \$10.2B biennial budget
  - State School Fund initial estimate released 3/4/2024
    - Lower statewide enrollment
    - Higher district ADMr and ADMw
- District Enrollment increasing (unlike most of the state)
- Staffing Considerations
- Building Reserves
- Classified Negotiations - final agreement
- Instructional materials / Curriculum replacement rotation
- Regional Services - increased needs/costs (High Cost /Severe Disabilities)
- Long Range Facility planning
- Nutrition Services
- Unfunded mandates
- Integrated Guidance / Early Literacy
- Inflation - increase costs for all services/supplies
- Non-K-12 programming (Pool, Preschool)

2024-25 SSF Estimate
<b>Factors for SSF Estimate Calculations:</b> <ul style="list-style-type: none"> <li>Statewide ADMr slight decrease</li> <li>51% of Internal Statewide \$10.2 Billion</li> <li>PSD ADMr increase</li> <li>PSD Teacher Experience Increase</li> <li>PSD Property Tax increase 3% estimate</li> </ul>
<b>Increase in SSF Grant for PSD</b> \$16,673,734 24-25 est \$15,128,650 23-24 est \$ 1,545,084



## Special Revenue Funds

- Grants and Special Allocations
- Examples:
  - ESSER (COVID Funding)
  - Student Success Act
    - Student Investment Account
    - High School Success
  - Special Education
  - Federal Programs
  - Student Body Funds

## Teaching and Learning

Always Learning. Always Growing.  
Fostering Growth, Igniting Potential

### EDUCATIONAL LEADERSHIP



## Caring Considerations

- Attendance
- Cell Phones and Social Media
- Generative AI (Artificial Intelligence)
- Physical Education Minutes (K-5)
- Political Environment
- Student and Staff Safety
- Strategic Planning
- 2025-2027 Legislative Session

“

Teaching is ultimately an act of hope. Every time I teach a lesson, I hope it will inspire learning. Every time I intervene with a struggling student, I hope it will change the trajectory of their path. The temptation to fall into cynicism is alive and well in education. However, hope is a choice I make every day.

—RACHEL JORGENSEN, Educator

“Educating the mind  
without educating  
the heart is no  
education at all.”

—Aristotle

## Questions/ Comments

Jennifer Griffith, Business Mgr.  
Susan Halliday, Superintendent  
541-929-3169





November 14, 2024

Board Members:

Philomath enrollment is currently 1630 including part-time students. We updated our enrollment estimate with ODE in October to reflect the decrease from our original estimate of 1670. ODE may recalculate State School Fund estimates for the state in December, and send out new allocations then. We anticipate that our State School Fund allocation will decrease for this year. However, if enrollment around the state is also lower, the overall affect to our State School Fund allocation may be minimized.

Property tax assessments were distributed this month. Our anticipated property tax revenue is about 1% higher than budgeted for the year. This increase will be offset in the final State School Fund allocation. Local Option Levy assessment is 3% higher than budgeted for the year. The LOL increase is an actual increase we will see, it does not affect the State School Fund calculation. When we have a new SSF estimate for this year, I will share a new estimate of General Fund Revenues for the district.

The auditors completed their field work last week for the 2023-24 fiscal year. The district should have draft documents by the end of November.

Included in the board packet this month is a Resolution for adoption to set a rate for the Enterprise Zone School Support Fee. In 2023 the Oregon Legislature passed HB 2009, a broad tax incentives package. The bill extended and modified the 3- to 5-year Standard Enterprise Zone (SEZ) program to require a new “school support fee” for those businesses who receive future property tax abatements. During the 4th and 5th year of abatement in the SEZ program, companies must pay a school support fee to the local school district. Corvallis Economic Development office is the Zone sponsor for the Philomath Enterprise Zone and they will have a representative at the board meeting to share more information regarding this program.

October 2024 General Fund Expenditures totaled \$2,051,309. Expenditures that exceeded \$10,000 are as follows:

• American Fidelity	\$ 11,234	(Paid Family Leave Oct contribution)
• Zolezzi Insurance Agency	\$ 11,877	(Cyber Security Insurance)
• Pacific Power	\$ 25,255	(September Power bill)
• Electric Group	\$ 26,677	(Various Electrical work July-Sept)
• Daktech Computers	\$ 29,015	(Desktop computer replacement)
• 1 <sup>st</sup> Day School Supplies	\$ 31,382	(School Supply purchase – SIA funded)
• Mid Columbia Bus Company	\$ 97,823	(September transportation billing)
• PERS	\$ 254,050	(September PERS payments)
• Oregon Educators Benefit Board	\$ 218,033	(September Insurance premiums OEBB)
• Kings Valley Charter School	\$ 231,893	(October SSF payment to KVCS)

Respectfully Submitted,  
Jennifer Griffith  
Business Manager



2024-2025 Philomath SD 17J  
General Fund  
YTD Overview - Revenue October 2024

## YTD Local Sources

**\$274,562**

4.03% of Budget

## YTD State Sources

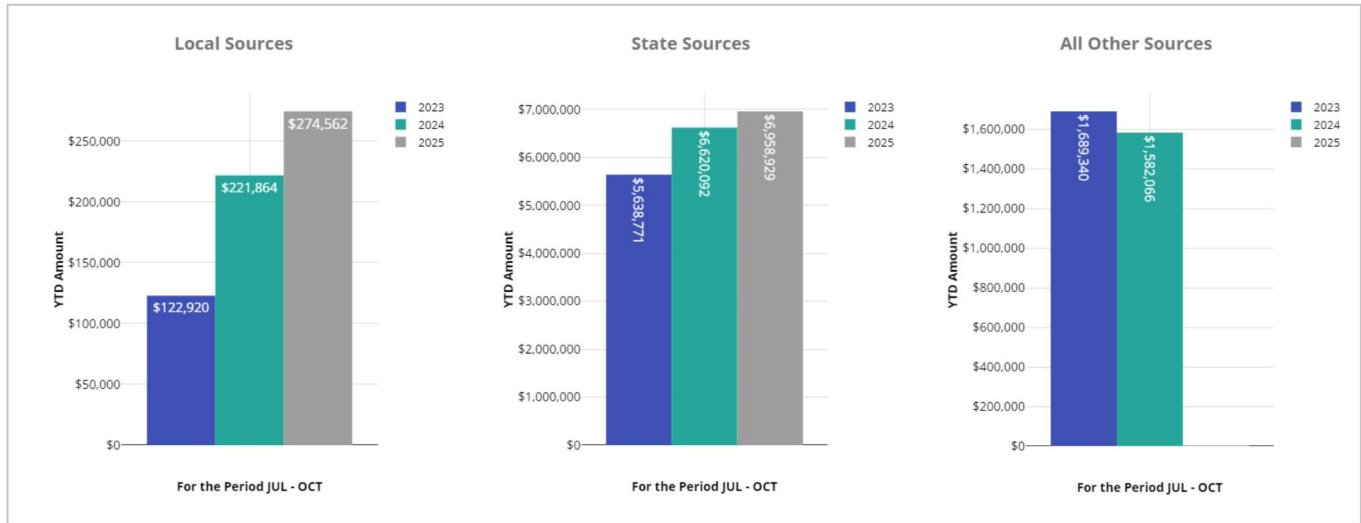
**\$6,958,929**

39.16% of Budget

## YTD All Other Sources

**\$541**

0.02% of Budget



RESOURCES	Previous Year YTD Amount	Current Year YTD Amount	Annual Budget	% YTD Budget
<b>Operating Revenues</b>				
<b>State School Fund Formula</b>				
Local Revenue	\$17,463	\$49,565	\$4,842,150	1.02%
Intermediate Revenue	\$0	\$0	\$30,000	0.00%
State Revenue	\$6,620,092	\$6,956,154	\$16,985,000	40.95%
<b>Total State School Fund Formula</b>	<b>\$6,637,556</b>	<b>\$7,005,719</b>	<b>\$21,857,150</b>	<b>32.05%</b>
Local Revenue	\$204,401	\$224,997	\$1,975,100	11.39%
Intermediate Revenue	\$181	\$541	\$60,000	0.90%
State Revenue	\$0	\$2,775	\$785,000	0.35%
Federal Revenue	\$0	\$0	\$0	0.00%
Other Revenue	\$0	\$0	\$0	0.00%
<b>Total Operating Revenues</b>	<b>\$6,842,138</b>	<b>\$7,234,032</b>	<b>\$24,677,250</b>	<b>29.31%</b>
Beginning Fund Balance	\$1,581,885	\$0	\$2,324,000	0.00%
<b>TOTAL RESOURCES</b>	<b>\$8,424,022</b>	<b>\$7,234,032</b>	<b>\$27,001,250</b>	<b>26.79%</b>

**Revenue Insight:**

General Fund (Source 54XX Removed) YTD revenues totaled \$7,234,032 through October 2024, which is \$391,894 or 5.4% more than the amount received last year for this period. The YTD difference is driven by an increase in 3000-3999 State Sources of \$338,837, an increase in 1000-1999 Local Sources of \$52,698, and an increase in 2000-2999 Intermediate Sources of \$359.

	Previous Year YTD Amount	Current Year YTD Amount	Annual Budget	% YTD Budget
<b>General Fund Revenues</b>	\$8,424,022	\$7,234,032	\$27,001,250	26.79%
<b>General Fund Expenses</b>	\$6,023,835	\$6,062,273	\$27,001,250	22.45%
<b>General Fund Balance</b>	<b>\$2,400,187</b>	<b>\$1,171,759</b>	<b>\$0</b>	

2024-2025 Philomath SD 17J  
General Fund  
YTD Overview - Expense October 2024

## YTD Salaries and Benefits

**\$3,794,846**

20.42% of Budget

## YTD Purchased Services

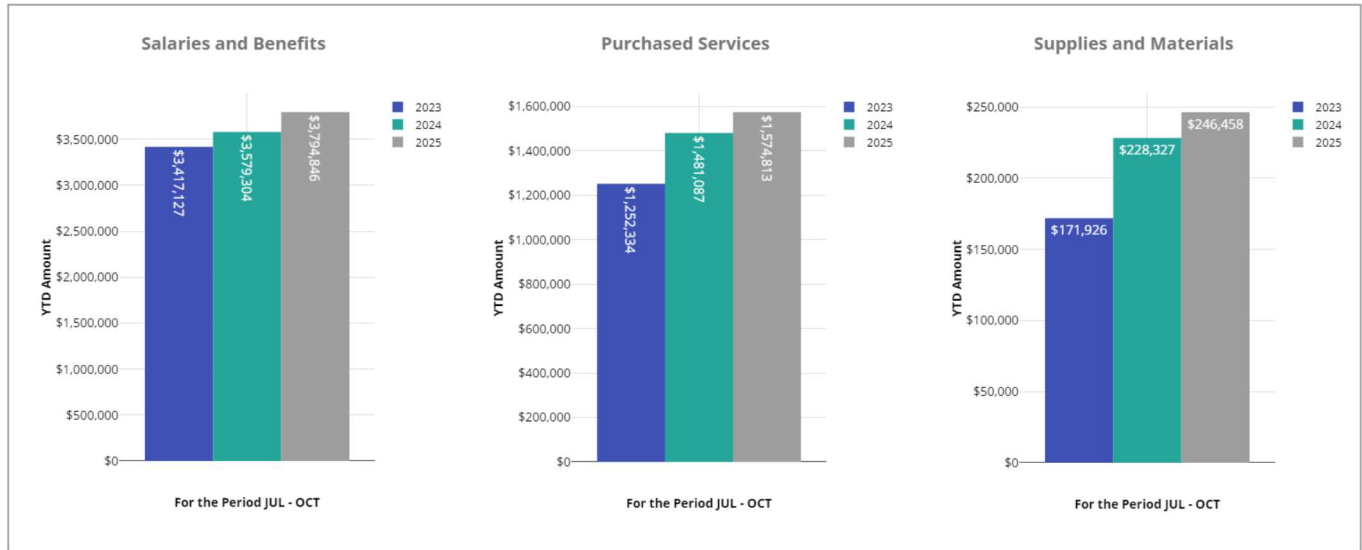
**\$1,574,813**

34.53% of Budget

## YTD Supplies &amp; Materials

**\$246,458**

37.69% of Budget



REQUIREMENTS	Previous Year YTD Amount	Current Year YTD Amount	Annual Budget	% YTD Budget
<b>Salaries</b>				
Regular Salaries	\$2,117,390	\$2,328,728	\$11,414,997	20.40%
All Other Salaries	\$176,332	\$190,842	\$783,970	24.34%
<b>Total Salaries</b>	<b>\$2,293,721</b>	<b>\$2,519,571</b>	<b>\$12,198,967</b>	<b>20.65%</b>
<b>Benefits</b>				
Retirement	\$692,495	\$626,262	\$3,042,753	20.58%
Employee Insurance	\$402,417	\$436,148	\$2,272,278	19.19%
All Other Benefits	\$190,671	\$212,864	\$1,066,854	19.95%
<b>Total Benefits</b>	<b>\$1,285,582</b>	<b>\$1,275,275</b>	<b>\$6,381,885</b>	<b>19.98%</b>
<b>Other Expenditures</b>				
Purchased Services	\$1,481,087	\$1,574,813	\$4,561,213	34.53%
Supplies and Materials	\$228,327	\$246,458	\$653,870	37.69%
Capital Outlay	\$0	\$185,613	\$230,000	80.70%
Other Objects	\$216,037	\$260,543	\$282,445	92.25%
Transfers	\$519,080	\$0	\$970,000	0.00%
<b>Total Operating Expenditures</b>	<b>\$6,023,835</b>	<b>\$6,062,273</b>	<b>\$25,278,380</b>	<b>23.98%</b>
Contingencies	\$0	\$0	\$368,000	0.00%
Unappropriated Ending Fund Balance	\$0	\$0	\$1,354,870	0.00%
<b>TOTAL REQUIREMENTS</b>	<b>\$6,023,835</b>	<b>\$6,062,273</b>	<b>\$27,001,250</b>	<b>22.45%</b>

**Expense Insights:**

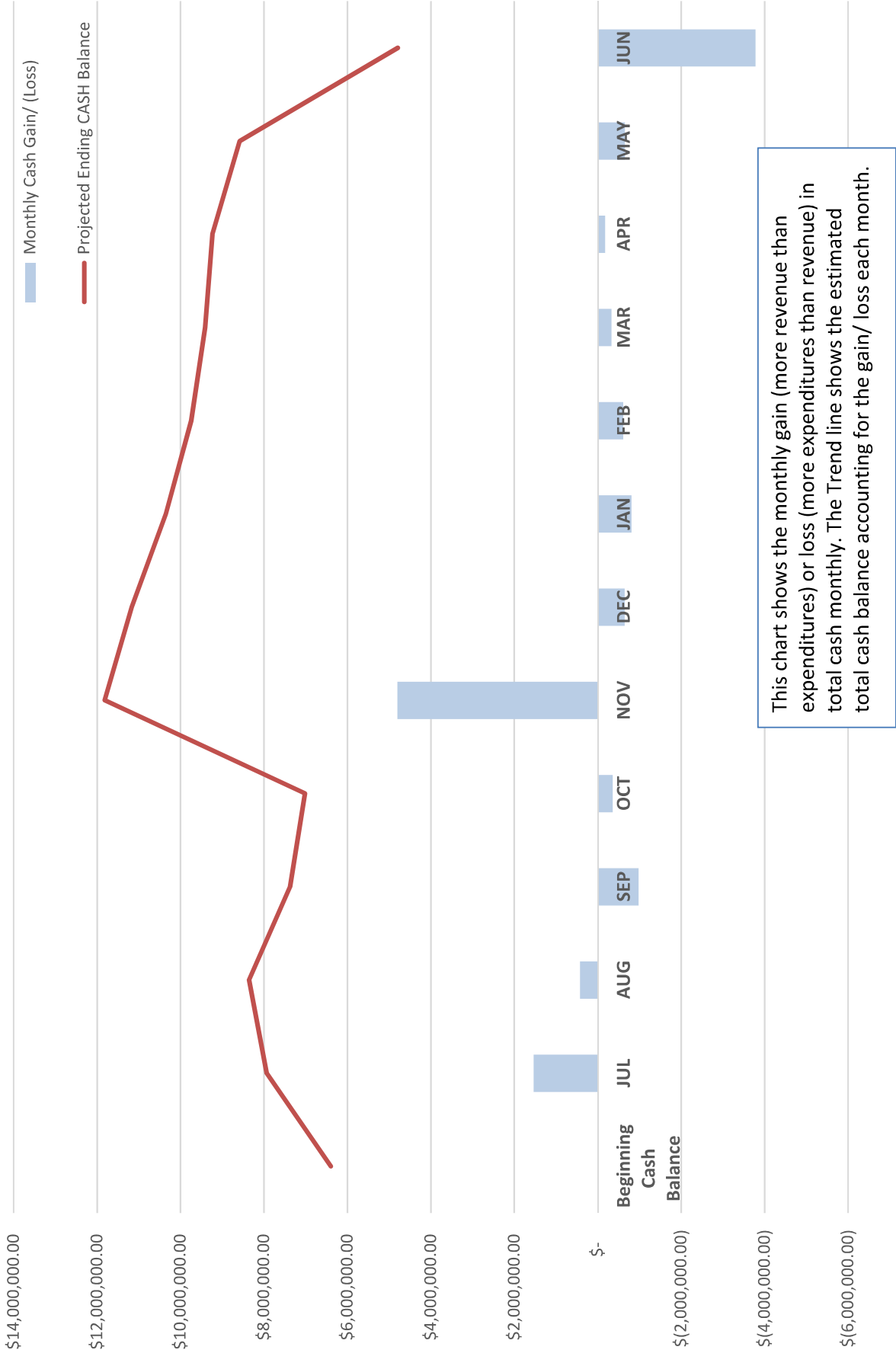
General Fund YTD expenses totaled \$6,062,273 through October 2024, which is \$38,438 or 0.6% more than the amount spent last year for this period. The YTD difference is driven by a decrease in 700-799 Transfers of -\$519,080, an increase in 100-199 Salaries of \$225,849, and an increase in 500-599 Capital Outlay of \$185,613.

PHILOMATH SCHOOL DISTRICT, 17J  
Appropriations, Budget vs. Actual  
Fiscal Year 2024-2025

	Appropriations	YTD	Encumbrances	Resolutions	Totals	(Over)/Under Budget
General Fund (100)	1000 Instruction	15,381,817	3,190,911	11,512,223	-	14,703,134
	2000 Support Services	8,702,563	2,696,068	4,800,054	-	7,496,122
	4000 Facilities	224,000	185,613	-	-	185,613
	5200 Transfers	970,000	-	-	-	-
	6000 Contingency	368,000	-	-	-	-
	Sub Totals	25,646,380	6,072,592	16,312,277	-	22,384,869
Local/State/Federal Programs Funds Special Revenue Fund (200)	1000 Instruction	2,276,262	404,385	1,109,128	-	1,513,513
	2000 Support Services	1,511,713	165,527	348,683	-	514,210
	3000 Community Services	785,716	87,546	271,324	-	358,870
	4000 Facilities	360,000	307,428	-	-	307,428
	5200 Transfers	-	-	-	-	-
	Sub Totals	4,933,691	964,886	1,729,135	-	2,694,021
Pool Operations Fund (295)	1000 Instruction	9,346	3,144	5,761	-	8,905
	2000 Support Services	-	-	-	-	-
	3000 Community Services	180,354	60,686	56,648	-	117,334
	Sub Totals	189,700	63,830	62,409	-	126,239
Assoc. Student Body (284, 285, 286)	1000 Instruction	806,119	107,384	68,016	-	175,400
	Sub Totals	806,119	107,384	68,016	-	175,400
Debt Service Funds (300)	5000 Debt Service	1,837,600	-	1,837,600	-	1,837,600
	Sub Totals	1,837,600	-	1,837,600	-	1,837,600
Capital Improvement Funds (400)	1000 Instruction	-	-	-	-	-
	2000 Support Services	547,500	82,865	83,100	-	165,965
	4000 Facilities	470,667	68,818	-	-	68,818
	Sub Totals	1,018,167	151,683	83,100	-	234,783
Unemployment Fund (600)	2000 Support Services	151,500	16,080	420	-	16,500
	Sub Totals	151,500	16,080	420	-	16,500
Reserve Funds (700)	1000 Instruction	79,750	13,518	62,725	-	76,243
	2000 Support Services	115,850	20,340	38,344	-	58,684
	3000 Community Services	2,400	400	2,000	-	2,400
	Sub Totals	198,000	34,258	103,069	-	137,327
Total Appropriations Total Unappropriated Total Adopted Budget						
Total Appropriations Total Unappropriated Total Adopted Budget						
Total Appropriations Total Unappropriated Total Adopted Budget						
Total Appropriations Total Unappropriated Total Adopted Budget						
Total Appropriations Total Unappropriated Total Adopted Budget						
Total Appropriations Total Unappropriated Total Adopted Budget						
Total Appropriations Total Unappropriated Total Adopted Budget						
Total Appropriations Total Unappropriated Total Adopted Budget						
Total Appropriations Total Unappropriated Total Adopted Budget						
Total Appropriations Total Unappropriated Total Adopted Budget						
Total Appropriations Total Unappropriated Total Adopted Budget						
Total Appropriations Total Unappropriated Total Adopted Budget						
Total Appropriations Total Unappropriated Total Adopted Budget						
Total Appropriations Total Unappropriated Total Adopted Budget						
Total Appropriations Total Unappropriated Total Adopted Budget						
Total Appropriations Total Unappropriated Total Adopted Budget						
Total Appropriations Total Unappropriated Total Adopted Budget						
Total Appropriations Total Unappropriated Total Adopted Budget						
Total Appropriations Total Unappropriated Total Adopted Budget						
Total Appropriations Total Unappropriated Total Adopted Budget						
Total Appropriations Total Unappropriated Total Adopted Budget						
Total Appropriations Total Unappropriated Total Adopted Budget						
Total Appropriations Total Unappropriated Total Adopted Budget						
Total Appropriations Total Unappropriated Total Adopted Budget						
Total Appropriations Total Unappropriated Total Adopted Budget						
Total Appropriations Total Unappropriated Total Adopted Budget						
Total Appropriations Total Unappropriated Total Adopted Budget						
Total Appropriations Total Unappropriated Total Adopted Budget						
Total Appropriations Total Unappropriated Total Adopted Budget						
Total Appropriations Total Unappropriated Total Adopted Budget						
Total Appropriations Total Unappropriated Total Adopted Budget						
Total Appropriations Total Unappropriated Total Adopted Budget						
Total Appropriations Total Unappropriated Total Adopted Budget						
Total Appropriations Total Unappropriated Total Adopted Budget						
Total Appropriations Total Unappropriated Total Adopted Budget						
Total Appropriations Total Unappropriated Total Adopted Budget						
Total Appropriations Total Unappropriated Total Adopted Budget						
Total Appropriations Total Unappropriated Total Adopted Budget						
Total Appropriations Total Unappropriated Total Adopted Budget						
Total Appropriations Total Unappropriated Total Adopted Budget						
Total Appropriations Total Unappropriated Total Adopted Budget						
Total Appropriations Total Unappropriated Total Adopted Budget						
Total Appropriations Total Unappropriated Total Adopted Budget						
Total Appropriations Total Unappropriated Total Adopted Budget						
Total Appropriations Total Unappropriated Total Adopted Budget						
Total Appropriations Total Unappropriated Total Adopted Budget						
Total Appropriations Total Unappropriated Total Adopted Budget						
Total Appropriations Total Unappropriated Total Adopted Budget						
Total Appropriations Total Unappropriated Total Adopted Budget						
Total Appropriations Total Unappropriated Total Adopted Budget						
Total Appropriations Total Unappropriated Total Adopted Budget						
Total Appropriations Total Unappropriated Total Adopted Budget						
Total Appropriations Total Unappropriated Total Adopted Budget						
Total Appropriations Total Unappropriated Total Adopted Budget						
Total Appropriations Total Unappropriated Total Adopted Budget						
Total Appropriations Total Unappropriated Total Adopted Budget						
Total Appropriations Total Unappropriated Total Adopted Budget						
Total Appropriations Total Unappropriated Total Adopted Budget						
Total Appropriations Total Unappropriated Total Adopted Budget						
Total Appropriations Total Unappropriated Total Adopted Budget						

# 2024-2025 Philomath SD - Monthly Cash Gain/Loss

(Trend line Estimates Ending Cash Balance)



Benton County School District 17J

Student Activities Summary Report

Fiscal Year: 2024-2025

From: 7/1/2024

To: 6/30/2025

☐ Print Detail

☐ Page Break by Activity

☐ Exclude Encumbrances ☒ Reverse Signs ☒ Subtotal By Journal

	Range Beg. Balance	Range Revenue	Range Expenditures	Balance	Encumbrances	Available Balance
284,0000.9701.097.797.810 PES Food Pantry	6,681.14	.00	(275.99)	6,405.15	.00	6,405.15
284,0000.9701.097.797.812 PES Blodgett	1,657.60	.00	(913.10)	744.50	(452.62)	291.88
284,0000.9701.097.797.815 CPS Donations	950.09	308.75	(2,312.38)	(1,053.54)	.00	(1,053.54)
284,0000.9701.097.797.816 PES Grants	3,232.76	3,038.00	(420.45)	5,850.31	(2,838.00)	3,012.31
284,0000.9701.097.797.826 PES Field Trips	.00	.00	.00	.00	.00	.00
284,0000.9701.097.797.827 PES Library	507.69	.00	.00	507.69	.00	507.69
284,0000.9701.097.797.828 PES Donations-Unrestricted	1,232.02	3,753.00	(3,593.98)	1,391.04	(849.99)	541.05
284,0000.9701.097.797.830 PES Music	223.02	327.00	(175.28)	374.74	.00	374.74
284,0000.9701.097.797.834 Falcon Swag Fund Balance	141.11	959.86	(1,240.40)	(139.43)	.00	(139.43)
284,0000.9701.097.797.842 PES Social Committee	369.85	621.33	.00	991.18	.00	991.18
284,0000.9701.097.797.846 PES Yearbook	1,532.76	1,000.00	(51.50)	2,481.26	.00	2,481.26
284,0000.9701.097.797.847 PES Students in Need	(14.88)	50.00	(32.70)	2.42	.00	2.42
284,0000.9701.097.797.849 CPS Students in Need	(29.80)	50.00	.00	20.20	.00	20.20
284,0000.9701.097.797.850 PES School Supplies	.00	.00	.00	.00	.00	.00
284,0000.9701.097.797.851 CPS Cub Swag Fund Balance	.00	.00	.00	.00	.00	.00
GRAND TOTALS	16,483.36	10,107.94	(9,015.78)	17,575.52	(4,140.61)	13,434.91

End of Report

Benton County School District 17J

Student Activities Summary Report

Fiscal Year: 2024-2025

From: 7/1/2024 To: 6/30/2025

☐ Print Detail

☐ Page Break by Activity

☐ Exclude Encumbrances ☒ Reverse Signs ☒ Subtotal By Journal

	Range Beg. Balance	Range Revenue	Range Expenditures	Balance	Encumbrances	Available Balance
285.0000.9701.098.798.500 PMS Apparel	655.60	.00	.00	655.60	.00	655.60
285.0000.9701.098.798.501 PMS Art	1,346.04	195.00	.00	1,541.04	.00	1,541.04
285.0000.9701.098.798.502 PMS Athletics	2,514.43	335.00	(624.00)	2,225.43	.00	2,225.43
285.0000.9701.098.798.503 PMS Band	(18.02)	.00	(50.00)	(68.02)	.00	(68.02)
285.0000.9701.098.798.504 PMS Band Repair/Replace	379.76	.00	.00	379.76	.00	379.76
285.0000.9701.098.798.506 PMS Choir Beginning Balance	592.27	.00	(112.50)	479.77	(1,325.00)	(845.23)
285.0000.9701.098.798.508 PMS Drama	14,235.12	.00	(1,261.00)	12,974.12	.00	12,974.12
285.0000.9701.098.798.510 PMS Library	80.47	.00	.00	80.47	.00	80.47
285.0000.9701.098.798.511 PMS Life Skills	612.11	.00	.00	612.11	.00	612.11
285.0000.9701.098.798.512 PMS Lock Replacement	1,710.17	.00	.00	1,710.17	.00	1,710.17
285.0000.9701.098.798.515 PMS Outdoor School	23,262.91	.00	(6,183.00)	17,079.91	.00	17,079.91
285.0000.9701.098.798.516 PMS Sports/Pay-to-Play	25.00	.00	.00	25.00	.00	25.00
285.0000.9701.098.798.519 PMS School Enhancement	133.63	113.28	(150.00)	96.91	.00	96.91
285.0000.9701.098.798.520 PMS Science	12.14	.00	.00	12.14	.00	12.14
285.0000.9701.098.798.521 PMS Shop	(593.64)	1,200.00	(328.75)	277.61	.00	277.61
285.0000.9701.098.798.522 PMS Struxness - Helping Families	1,428.99	120.00	.00	1,548.99	.00	1,548.99
285.0000.9701.098.798.523 PMS Student Body Fees	648.87	7,980.00	(2,308.12)	6,320.75	.00	6,320.75
285.0000.9701.098.798.524 PMS Suspension Account	1,101.88	.00	(188.30)	913.58	.00	913.58
285.0000.9701.098.798.525 PMS Technology	877.35	.00	.00	877.35	.00	877.35
285.0000.9701.098.798.527 PMS Textbook Damage/Replacement	221.77	.00	.00	221.77	.00	221.77
285.0000.9701.098.798.529 PMS Student Wellness	3,585.90	.00	.00	3,585.90	.00	3,585.90
285.0000.9701.098.798.530 PMS Oregon Research Institute	1,674.93	.00	(1,687.16)	(12.23)	.00	(12.23)

Benton County School District 17J

Student Activities Summary Report

Fiscal Year: 2024-2025

From: 7/1/2024 To: 6/30/2025

☐ Print Detail

☐ Page Break by Activity

☐ Exclude Encumbrances ☒ Reverse Signs ☒ Subtotal By Journal

	Range Beg. Balance	Range Revenue	Range Expenditures	Balance	Encumbrances	Available Balance
285.0000.9701.098.798.531 PMS Trip Club	225.08	.00	.00	225.08	.00	225.08
285.0000.9701.098.798.532 PMS Health/PE	1,404.05	.00	.00	1,404.05	.00	1,404.05
285.0000.9701.098.798.533 PMS Elective Rotation fee	.00	.00	.00	.00	.00	.00
285.0000.9701.098.798.534 PMS Battle of the Books	586.72	250.00	.00	836.72	.00	836.72
285.0000.9701.098.798.535 PMS School Supplies	10.00	.00	.00	10.00	.00	10.00
285.0000.9701.098.798.536 PMS Turkey Bingo	.00	.00	.00	.00	.00	.00
285.0000.9701.098.798.537 PMS Fitness	426.02	.00	.00	426.02	.00	426.02
285.0000.9701.098.798.538 PMS Engineering	64.84	210.00	(35.80)	239.04	.00	239.04
285.0000.9701.098.798.685 PMS Lost or Damaged Technology	.00	.00	.00	.00	.00	.00

GRAND TOTALS

57,204.39 10,403.28 (12,928.63) 54,679.04 (1,325.00) 53,354.04

End of Report

Benton County School District 17J

Student Activities Summary Report

Fiscal Year: 2024-2025

From: 7/1/2024 To: 6/30/2025

☐ Print Detail

☐ Page Break by Activity

☐ Exclude Encumbrances ☒ Reverse Signs ☒ Subtotal By Journal

	Range Beg. Balance (217.41)	Range Revenue .00	Range Expenditures .00	Balance (217.41)	Encumbrances .00	Available Balance (217.41)
286.0000.9701.099.799.000 Student Activities Beginning Fund Balance	149.09	.00	.00	149.09	.00	149.09
286.0000.9701.099.799.600 PHS Over/Short						
286.0000.9701.099.799.604 PHS Art	423.22	1,672.84	(490.00)	1,606.06	(700.00)	906.06
286.0000.9701.099.799.605 PHS Art Club Beginning Fund Balance	56.23	.00	.00	56.23	.00	56.23
286.0000.9701.099.799.606 PHS ASB	6,130.10	5,894.00	(4,546.90)	7,477.20	.00	7,477.20
286.0000.9701.099.799.607 PHS Athletic Officials	.00	15,847.00	(21,336.18)	(5,489.18)	.00	(5,489.18)
286.0000.9701.099.799.611 PHS Athletics	14,929.55	3,298.10	(1,564.76)	16,662.89	(10,277.45)	6,385.44
286.0000.9701.099.799.613 PHS Baseball	4,365.51	2,290.00	(3,358.90)	3,296.61	(4,424.00)	(1,127.39)
286.0000.9701.099.799.616 PHS Botany	4,221.12	.00	(325.49)	3,895.63	.00	3,895.63
286.0000.9701.099.799.617 PHS Boys Basketball	13,633.33	2,065.00	(450.00)	15,248.33	(9,729.20)	5,519.13
286.0000.9701.099.799.618 PHS Cheerleading	14,591.91	27,903.09	(17,507.11)	24,987.89	(6,200.00)	18,787.89
286.0000.9701.099.799.619 PHS Cinematic Art Club	443.86	.00	(8.42)	435.44	.00	435.44
286.0000.9701.099.799.620 PHS Community Service Club-G. Lake	455.06	.00	.00	455.06	.00	455.06
286.0000.9701.099.799.621 PHS Cross Country	8,549.33	1,750.00	(1,824.89)	8,474.44	(600.00)	7,874.44
286.0000.9701.099.799.622 PHS Dance Team	8,334.01	3,200.00	(5,167.00)	6,367.01	(4,480.00)	1,887.01
286.0000.9701.099.799.625 PHS Donation	693.01	.00	.00	693.01	.00	693.01
286.0000.9701.099.799.627 PHS Driver Education	.00	4,400.00	.00	4,400.00	.00	4,400.00
286.0000.9701.099.799.629 PHS Drama Club Beginning Fund Balance	.00	3,200.00	.00	3,200.00	.00	3,200.00
286.0000.9701.099.799.633 PHS Robotics Fund Balance	16,191.54	8,834.44	(5,384.57)	19,641.41	(500.00)	19,141.41
286.0000.9701.099.799.634 Robotics PHRED FLL Fund Balance	1,000.00	1,000.00	(924.00)	1,076.00	.00	1,076.00
286.0000.9701.099.799.635 PHS Foods	1,810.54	1,710.00	(256.80)	3,263.74	.00	3,263.74



Benton County School District 17J

Student Activities Summary Report

Fiscal Year: 2024-2025

From: 7/1/2024 To: 6/30/2025

☐ Print Detail

☐ Page Break by Activity

☐ Exclude Encumbrances ☒ Reverse Signs ☒ Subtotal By Journal

	Range Beg. Balance	Range Revenue	Range Expenditures	Balance	Encumbrances	Available Balance
286.0000.9701.099.799.636 PHS Football	3,500.59	14,922.50	(4,862.48)	13,560.61	(3,140.00)	10,420.61
286.0000.9701.099.799.637 PHS Forestry	8,042.13	.00	(58.00)	7,984.13	(500.00)	7,484.13
286.0000.9701.099.799.638 PHS GED	.00	.00	.00	.00	.00	.00
286.0000.9701.099.799.639 PHS German Class	353.54	.00	.00	353.54	.00	353.54
286.0000.9701.099.799.640 PHS Girls Basketball	17,692.43	1,600.00	(2,688.82)	16,603.61	(11,325.65)	5,277.96
286.0000.9701.099.799.641 PHS Health Occ/Anatomy	799.94	240.00	.00	1,039.94	.00	1,039.94
286.0000.9701.099.799.642 PHS Green Team	289.83	.00	.00	289.83	.00	289.83
286.0000.9701.099.799.643 PHS Racial Equity Club	145.00	.00	.00	145.00	.00	145.00
286.0000.9701.099.799.644 PHS Life Skills	5,651.57	.00	.00	5,651.57	.00	5,651.57
286.0000.9701.099.799.645 PHS Library	(105.01)	.00	.00	(105.01)	.00	(105.01)
286.0000.9701.099.799.646 PHS Lifeguard	(20.00)	230.00	.00	210.00	.00	210.00
286.0000.9701.099.799.647 PHS Link Crew	215.54	.00	.00	215.54	.00	215.54
286.0000.9701.099.799.649 PHS Manufacturing Technology	6,944.08	1,160.00	(43.98)	8,060.10	(2,500.00)	5,560.10
286.0000.9701.099.799.652 PHS Misc Books	105.78	.00	.00	105.78	.00	105.78
286.0000.9701.099.799.653 PHS Music Band	2,866.97	300.00	(27.49)	3,139.48	.00	3,139.48
286.0000.9701.099.799.654 PHS Music Choir	319.00	200.00	.00	519.00	.00	519.00
286.0000.9701.099.799.655 PHS Music Tour	9,354.61	.00	.00	9,354.61	.00	9,354.61
286.0000.9701.099.799.656 PHS National Honor Society	1,992.93	80.00	.00	2,072.93	.00	2,072.93
286.0000.9701.099.799.657 PHS OWC Athletics Account	5,201.48	7,287.06	(1,447.94)	11,040.60	(1,293.75)	9,746.85
286.0000.9701.099.799.658 PHS OWC Activities Account	(927.71)	6,000.00	927.71	6,000.00	.00	6,000.00
286.0000.9701.099.799.659 PHS Parking/Student Safety	1,436.71	2,150.00	(496.56)	3,090.15	.00	3,090.15

Benton County School District 17J

Student Activities Summary Report

Fiscal Year: 2024-2025

From: 7/1/2024 To: 6/30/2025

☐ Print Detail

☐ Page Break by Activity

☐ Exclude Encumbrances ☒ Reverse Signs ☒ Subtotal By Journal

	Range Beg. Balance	Range Revenue	Range Expenditures	Balance	Encumbrances	Available Balance
286.0000.9701.099.799.660 PHS PE Fees	280.60	75.00	.00	355.60	.00	355.60
286.0000.9701.099.799.661 PHS Peer Counseling	195.74	.00	.00	195.74	.00	195.74
286.0000.9701.099.799.664 PHS PHS Pay to Play	.00	9,200.00	.00	9,200.00	.00	9,200.00
286.0000.9701.099.799.665 PHS Preschool	2,623.32	800.00	(1,382.72)	2,040.60	.00	2,040.60
286.0000.9701.099.799.666 PHS Prom	6,663.42	.00	.00	6,663.42	(2,796.00)	3,867.42
286.0000.9701.099.799.670 PHS Scholarship	700.77	.00	.00	700.77	.00	700.77
286.0000.9701.099.799.672 PHS Scholarship - Steve Moos-BES fundraiser	.00	.00	.00	.00	.00	.00
286.0000.9701.099.799.674 PHS School Enhancement	10,160.84	34.76	.00	10,195.60	.00	10,195.60
286.0000.9701.099.799.675 PHS School of Business	1,875.43	.00	(261.08)	1,614.35	.00	1,614.35
286.0000.9701.099.799.676 PHS Science	.00	.00	.00	.00	.00	.00
286.0000.9701.099.799.678 PHS Soccer Boys	917.60	2,582.00	.00	3,499.60	.00	3,499.60
286.0000.9701.099.799.679 PHS Soccer Girls	1,351.09	3,591.00	(4,075.18)	866.91	.00	866.91
286.0000.9701.099.799.680 PHS Softball	9,860.06	3,940.00	(1,115.03)	12,685.03	(984.70)	11,700.33
286.0000.9701.099.799.681 PHS Spanish Class	1,401.35	.00	.00	1,401.35	.00	1,401.35
286.0000.9701.099.799.682 PHS Youth Transition Program	1,432.52	.00	.00	1,432.52	.00	1,432.52
286.0000.9701.099.799.684 PHS Student Body Fee	2,040.00	14,705.00	.00	16,745.00	.00	16,745.00
286.0000.9701.099.799.685 PHS Lost or Damaged Technology	400.00	315.00	(615.00)	100.00	.00	100.00
286.0000.9701.099.799.686 PHS Swim Team	693.48	1,716.20	.00	2,409.68	.00	2,409.68
286.0000.9701.099.799.687 PHS Boys Tennis	5,131.61	.00	.00	5,131.61	.00	5,131.61
286.0000.9701.099.799.688 PHS Girls Tennis	4,489.92	.00	.00	4,489.92	.00	4,489.92
286.0000.9701.099.799.689 PHS Theatre	4,112.10	.00	(2,421.60)	1,690.50	(400.00)	1,290.50
286.0000.9701.099.799.690 PHS Track	625.35	1,200.00	.00	1,825.35	.00	1,825.35

Benton County School District 17J

Student Activities Summary Report

Fiscal Year: 2024-2025

From: 7/1/2024

To: 6/30/2025

☐ Print Detail

☐ Page Break by Activity

☐ Reverse Signs

☒ Subtotal By Journal

☐ Exclude Encumbrances

☒

☐ Reverse Signs

☒ Subtotal By Journal

	Range Beg. Balance	Range Revenue	Range Expenditures	Balance	Encumbrances	Available Balance
286.0000.9701.099.799.693 PHS Volleyball	11,209.45	6,294.01	(3,470.13)	14,033.33	(2,699.65)	11,333.68
286.0000.9701.099.799.695 PHS Warrior Wellness	2,310.43	.00	(85.00)	2,225.43	.00	2,225.43
286.0000.9701.099.799.696 PHS Wrestling	1,560.66	.00	.00	1,560.66	.00	1,560.66
286.0000.9701.099.799.697 PHS Yearbook	(252.74)	15,715.00	(171.82)	15,290.44	.00	15,290.44
286.0000.9701.099.799.698 PHS Lagestee PTP Waiver Scholarship	7,701.36	.00	.00	7,701.36	.00	7,701.36
286.0000.9701.099.799.705 HS Student Transcript Fees	9.24	.00	.00	9.24	.00	9.24
GRAND TOTALS	237,113.01	177,402.00	(85,440.14)	329,074.87	(62,550.40)	266,524.47

End of Report

**2024 / 2025 SCHOOL YEAR**  
**ENROLLMENT FIGURES as of: November 14, 2024**

	District	CPS	PES	BL	PMS	PHS	Academy	Part Time	KVCS	Part Time
Kindergarten	88	68		5			0	3	12	
1st	114	<u>90</u>		5			0	1	18	
2nd	116		88	6			0	2	20	
3rd	119		97	6			1	0	15	
4th	122		94	<u>10</u>			0	0	18	
5th	102		<u>88</u>				0	1	13	
6th	135				114		1	0	20	
7th	137				120		3	0	14	
8th	139				<u>115</u>		2	1	21	
9th	131					111	9	0	11	
10th	139					107	15	0	17	
11th	149					116	23	0	10	
12th	139					<u>108</u>	<u>24</u>	<u>1</u>	6	
Totals		<u>158</u>	<u>367</u>	<u>32</u>	<u>349</u>	<u>442</u>	<u>78</u>	<u>9</u>	<u>195</u>	

**TOTAL FULL-TIME ENROLLMENT - All Schools**                      **1,621**

**Philomath School District 17J - 2024-2025 School Year -- Summary of Enrollment**

School	09/12	10/10	11/14	12/12	01/08	02/13	03/13	04/10	05/08	06/12
CPS	169	160	158							
PES	365	365	367							
BL	32	32	32							
PMS	351	349	349							
PHS	452	445	442							
Academy	78	72	78							
KVCS	193	194	195							
SubTotal	1,640	1,617	1,621	0	0	0	0	0	0	0
Part-time students	0	10	9	0	0					
Total Enrollment	1,640	1,627	1,630	0	0	0	0	0	0	0

**Philomath School District 17J - 2023-2024 School Year -- Summary of Enrollment**

School	09/23	10/19	11/16	12/13	01/18	02/29	03/21	04/18	05/16	06/20
CPS	178	178	183	179	180	179	179	172	171	171
PES	367	367	364	367	370	374	376	376	373	373
BL	35	35	35	35	35	35	35	35	35	35
PMS	344	343	343	352	343	345	345	341	337	339
PHS	476	482	461	448	450	460	457	455	443	444
Academy	71	80	87	85	93	90	98	99	101	97
KVCS	203	202	203	208	205	202	200	199	199	195
SubTotal	1,674	1,687	1,676	1,674	1,676	1,685	1,690	1,677	1,659	1,654
Part-time students	0	1	4	0	0	6	7	7	6	6
Total Enrollment	1,674	1,688	1,680	1,674	1,676	1,691	1,697	1,684	1,665	1,660

# **Philomath School District 17J**

## **Aligning for Student Success:**

**Integrated Guidance  
Annual Report Narrative  
2023-2024**



### **Philomath School District**

**1620 Applegate Street  
Philomath, Oregon 97370  
541-929-3169  
541-929-3991 (Fax)**

**<https://www.philomathsd.net/>**

## General Information

**School Year:** 2023-2024

**School District Name:** Philomath School District 17J

**Institution ID:** 1900

**Webpage:** <https://www.philomathsd.net/>

**Contacts:** Susan Halliday, Superintendent

**E-Mail:** [susan.halliday@philomath.k12.or.us](mailto:susan.halliday@philomath.k12.or.us)

**Phone Number:** 541-929-3169

**E-Mail:** [jeff.brew@lblestd.k12.or.us](mailto:jeff.brew@lblestd.k12.or.us)

**Phone Number:** 541-812-2600

**E-Mail:** [jennifer.griffith@philomath.k12.or.us](mailto:jennifer.griffith@philomath.k12.or.us)

**Phone Number:** 541-929-3169

# Philomath School District General Information

## Philomath School District

Susan Halliday  
Jennifer Griffith  
Kelsey Greydanus  
Mark Neville  
Scott Harper  
Joey DiGiovannangelo  
Rachel Baker  
Eugenia Moone

Superintendent  
Business Manager  
Student Services Director  
Technology Director  
Nutrition Services Director  
Facilities Director  
Library/ Media  
Clemens Pool Director

## Blodgett Elementary School

Eric Beasley

Principal

## Clemens Primary School

Abby Couture

Principal

## Philomath Academy

Garth Gerot

Principal

## Philomath Elementary School

Eric Beasley  
Mike McDonough

Principal  
Assistant Principal

## Philomath High School

Mark Henderson  
DeeDee Collins  
Mike Hood

Principal  
Assistant Principal  
Assistant Principal/ Athletic Director

## Philomath Middle School

Steve Bell  
Jamon Ellingson

Principal  
Assistant Principal/ Athletic Director

## Kings Valley Charter School

Diana Barnhart  
Scott Castle  
Michael Chung  
Mark Hazelton  
Athena Lodge

Facilities and District Relations  
Middle/ High Lead Teacher  
Middle/ High Lead Teacher  
Business Manager  
Elementary Lead Teacher

## Philomath School Board

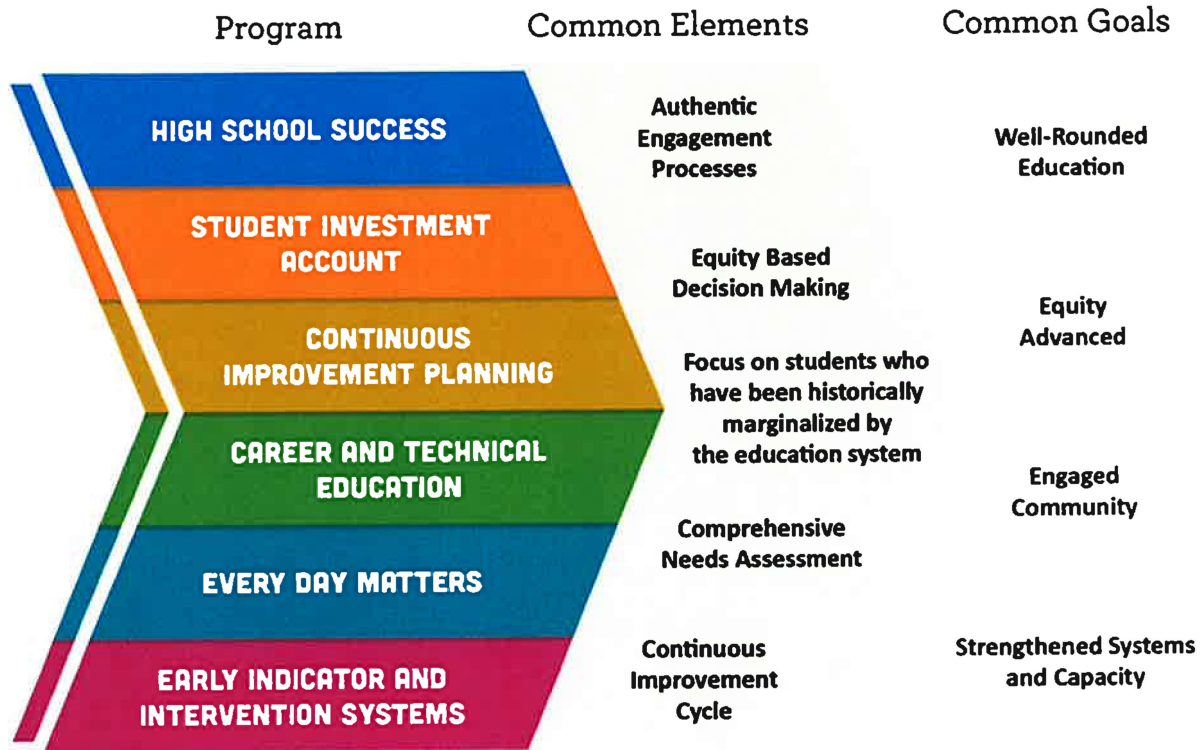
Ryan Cheeke  
Joe Dealy  
Erin Gudge  
Sandi Hering  
Rick Wells

## Kings Valley Charter School Board

John Corbin  
Beth Hoinacki  
Wren Huff  
Sally Lammers  
Linda North

## Aligning for Student Success: Integrated Guidance

The Integrated Guidance Plan is a comprehensive application that aligns and integrates separately created funding investments focused on educational improvement and innovation.



Oregon Department of Education, Spring 2022.

Four of the programs connect to once-independent funding streams. These programs are highlighted in yellow in the chart below. The remaining two initiatives are embedded in goals that match common elements with the funded programs.

Funds are not new to the Philomath School District. In prior years, each component has been requested in independent applications. This plan combines all into a single application.

Program Title	Goals
Career & Technical Education (CTE) (Perkins V)	<ul style="list-style-type: none"> <li>Develop the academic knowledge and technical and employability skills of secondary education students.</li> <li>Increase equitable access and inclusion in high-quality CTE and career-connected learning activities.</li> </ul>
Funded through LBCC Regional Consortium	



Program Title	Goals
Continuous Improvement Plan (CIP)	<ul style="list-style-type: none"> <li>• Improve experiences and outcomes for all students.</li> <li>• Foster engagement in collaboration, data analysis, professional learning, and reflection.</li> <li>• Leverage multiple perspectives and equity-centered data analysis to identify strengths and areas of improvement</li> </ul>
Early Indicator Intervention Systems (EIS)	<ul style="list-style-type: none"> <li>• Gather, review, and analyze predictive data at the student level.</li> <li>• Identify strengths, assets, and areas to support individual students.</li> </ul>
Every Day Matters (EDM)	<ul style="list-style-type: none"> <li>• Addressing chronic absenteeism through attention to student engagement, school culture, climate and safety, culturally sustaining pedagogy, and family and community involvement.</li> </ul>
High School Success Act (HSS)	<ul style="list-style-type: none"> <li>• Improve student progress toward graduation.</li> <li>• Increase high school graduation rates.</li> <li>• Increase equitable access to advanced coursework.</li> <li>• Improve HS graduates' readiness for college and career. ("job, training, or college")</li> </ul>
Student Investment Account (SIA) within the Student Success Act (SSA)	<ul style="list-style-type: none"> <li>• Meet students mental or behavioral health needs.</li> <li>• Reduce academic disparities and increase academic achievement for traditionally underserved students.</li> </ul>

## Annual Review Narrative

- 1) As you review your progress markers/ overall reflection responses and reflect on plan implementation, how do you see your progress contributing to the Outcomes and Strategies in your plan and your Longitudinal Performance Growth Targets (LPGT)/ Local Optional Metrics (LOM)? Discuss at least one Outcome where you have seen progress in implementation.

As we evaluate progress on our efforts with our Integrated Guidance Plan, we believe we have made strides forward in the interest of student success. While there is always room for improvement, success points can be noted in the following areas.

### **High School Success Supported Through Professional Learning Communities:**

Philomath High School has embraced the work of Professional Learning Communities, receiving training in and embracing implementation through the Solution Tree program of Professional Learning Communities at Work. Teachers work primarily through grade-level teams to review data and educator practice to support student learning and growth. For Philomath High School, this has manifested to a >95% rate of freshman on track in the 2023-2024 school year. Each student is 'known' by at least one caring staff member to encourage individual student engagement and participation. Other measures celebrating the work of Philomath High School includes a 92.31% four-year cohort graduation rate and a >95% five-year cohort completion rate.

The Philomath Academy also has reason to celebrate. While the four-year cohort graduation rate for the Philomath Academy is currently at 50%, the five-year completion rate is just below 90%. A big reason for this includes those students completing a GED instead of a full high school diploma. In an unadjusted cohort of 30 students, sixteen received a standard diploma and seven earned a GED. In such instances when appropriate, the GED allows some students a clear path forward allowing them to return to earn a standard diploma or to move into a community college setting for additional education and training. This trajectory is celebrated for these students as an open-door path forward.

### **Literacy Gains at 3<sup>rd</sup> Grade Through RTI Supports:**

Clemens Primary School and Philomath Elementary School have been heavily into implementation of a robust RTI (Response to Instruction & Intervention) system since the fall of 2019. Since the early beginnings, this schoolwide system has become a model of goodness for our youngest learners. When reviewing 2023-2024 state assessment information for 3<sup>rd</sup> graders across the District, 58.6% of students met the achievement standard. Coupled with a 96.7% participation rate, such a percentage of success is noteworthy. The performance at the 3<sup>rd</sup> grade level has increased every year since 2018-2019.

### **Professional Learning for All Staff:**

Staff in the Philomath School District are provided an early-release day, without student contact, each Friday afternoon during the school year. Most specifically in the past two years, this time has been well-utilized by staff to grow and learn together. With a focus on student learning and educator collective efficacy, we believe that teachers are much more empowered and equipped to give their best to and for students.

Another positive has come from addressing focused professional learning for our classified staff members. With the increased responsibilities of our classified staff members—especially our instructional assistants—such focus on quality professional learning has been a great success.

2) Where have you experienced barriers, challenges, or impediments to progress toward your Outcomes and Strategies in your plan that you could use support with? Discuss at least one Outcome where you have seen challenges or barriers to implementation.

Increasing student attendance rates has proven to be one of our biggest challenges. While still able to demonstrate performance above our projected target for regular attenders, we feel that barriers exist. As a result, attendance is a greater area of focus for the 2024-2025 school year. We are aware that such attention requires more than a single year of attention in order to see positive movement toward a goal.

While we have increased communication with families about student attendance, our lack of bandwidth to provide home visits, when needed, takes away what we believe to be a positive element of support. We also know that fining families, as the law allows, is not the most productive way to encourage attendance and engage students in learning. With potential for reduced budgets in upcoming years, the burden does not get lighter.

A few items on which we will be focusing include the following:

- Districtwide MTSS (Multi-Tiered System of Support) Protocols:  
School administrators beginning work on alignment of consistent system of supports, including data sets to be considered.
- Caring Adults to Encourage Students Attendance:  
My office door bears a sign stating, “Every kid is one caring adult away from being a success story.” (Josh Shipp) When each student has at least one caring adult responsible for engaging and inviting them into learning, the importance of school and self can change for that student.
- Celebration of Positive Attendance Gains:  
When the momentum moves in the direction we want, we must not forget to celebrate both the students and the win.

## Philomath School District Outcomes

- Literacy Knowledge and Skill
  - All students read at grade level by the end of 3<sup>rd</sup> grade and remain on grade level.
- Mathematics Knowledge and Skill
  - All students perform at grade level by the end of 5<sup>th</sup> grade.
  - All 9<sup>th</sup> grade students complete Algebra I.
- Ensure Equitable Opportunities for All Students
- Professional Learning
- Safe Learning Environment

### Longitudinal Performance Growth Targets 2023-2024

Metric	Target Type	2023-2024 Target	2023-2024 Actual
Four-Year Cohort Graduation	All Students	78%	81.29% 92.31% (PHS) 50.00% (PA) 42.86% (KVCS)
	Stretch Target	80%	
Five-Year Cohort Completion	All Students	95%	94.26% >95% (PHS) 89.29% (PA) 57.14% (KVCS)
	Stretch Target	>95%	
9 <sup>th</sup> Grade On-Track	All Students	85.9%	88.8% >95% (PHS) 62.5% (PA) 46.7% (KVCS)
	Stretch Target	87%	
3 <sup>rd</sup> Grade ELA Proficiency	All Students	51.6%	50.5% (All) 83.9% Participation 58.6% (3 <sup>rd</sup> Grade) 96.7% Participation
	Stretch Target	55%	
Regular Attenders	All Students	64%	66%
	Stretch Target	65%	

## **Oregon Department of Education**

### **Progress Markers**

1. Community engagement is authentic, consistent, and ongoing. The strengths that educators, students, families, focal groups, and tribal communities bring to the educational experience informs school and district practices and planning.
2. Equity tools are utilized in continuous improvement cycles, including the ongoing use of an equity lens or decision tool that impacts policies, procedures, people/ students, resource allocation, and practices that may impact grading, discipline, and attendance.
3. Data teams are formed and provided time to meet regularly to review disaggregated student data in multiple categories (grade bands, content areas, attendance, discipline, mental health, participation in advanced coursework, formative assessment data, etc.). These teams have open access to timely student data and, as a result, decisions are made that positively impact district/school-wide systems and focal populations.
4. Schools and districts have an accurate inventory of literacy assessments, tools, and curriculum being used, including digital resources, to support literacy (reading, writing, listening, and speaking). The inventory includes a review of what resources and professional development are research-aligned, formative, diagnostic, and culturally responsive.
5. Two-way communication practices are in place, with attention to mobile students and primary family languages. Families understand approaches to engagement and attendance, literacy, strategy, math vision, what “9<sup>th</sup> grade on-track” means, graduation requirements, access to advanced/ college-level courses and CTE experiences, and approaches to supporting student well-being and well-rounded education.
6. Student agency and voice is elevated. Educators use student-centered approaches and instructional practices that shift processes and policies that actualize student and family ideas and priorities.
7. Action research, professional learning, data teams, and strengths-based intervention systems are supported by school leaders and are working in concert to identify policies, practices, or procedures informed by staff feedback to meet student needs, including addressing systemic barriers, the root-causes of chronic absenteeism, academic disparity, and student well-being. These changes and supports are monitored and adjusted as needed.
8. Comprehensive, evidence-informed, culturally responsive literacy plans, including professional development for educators, are documented and communicated to staff, students (developmentally appropriate), and families. Literacy plans and instruction are evaluated and adjusted to deepen students’ learning. Digital resources are being used with fidelity to advance learners’ engagement with instruction.
9. A review of 9<sup>th</sup> grade course scheduling, as it relates to on-track status for focal student groups, accounts for core and support core class placement. School staff ensure emerging bilingual students are enrolled in appropriate credit-bearing courses that meet graduation requirements.
10. Foundational learning practices that create a culturally sustaining and welcoming climate are visible. This includes practices that ensure safe, brave, and welcoming classrooms,

schools, and co/extra-curricular environments. Strengths-based, equity-centered, trauma and SEL-informed practices are present and noticeable. Policies and practices prioritize health, well-being, care, connection, engagement, and relationship building. Multiple ways of being are supported through culturally affirming and sustaining practices for students, staff, and administrators.

11. Schools strengthen partnerships with active community organizations and partners, including local public health, mental health, colleges, workforce development boards, employers, labor partners, faith communities, Tribal nations, and other education partners in order to collaboratively support students' growth and well-being. Characteristics of strong partnerships include mutual trust and respect, strengths-based and collaborative approaches, clear communication around roles, and shared responsibilities and decision-making power.
12. Financial stewardship reflects high-quality spending with accurate and transparent use of state and federal funds in relationship to a comprehensive needs assessment, disaggregated data, and the priorities expressed by students, families, communities, business, and Tribal partners in resource allocation and review.
13. Students and educators experience a well-rounded and balanced use of assessment systems that help them identify student learning in the areas of the Oregon State Standards. Educators understand how to assess emerging multilingual students' assets to inform gauging progress.
14. Policies, practices, and learning communities address systemic barriers. Schools and districts have a process to identify, analyze, and address barriers that disconnect students from their educational goals, impact student engagement or attendance, and/or impede students from graduating on-time or transitioning to their next steps after high school. Staff members are consistently engaging in action research, guided by students' strengths and interests, to improve their practice and advance professional learning.
15. Schools create places and learning conditions where every student, family, educator, and staff member is welcomed, where their culture and assets are valued and supported, and where their voices are integral to decision making. Instruction is monitored and adjusted to advance and deepen individual learners' knowledge and understanding of the curriculum. Educators are empowered with agency and creativity. Communities are alive with visions, stories, and systems of vitality, wholeness, and sustainability.



# OSBA LEGISLATIVE ROADSHOW



SEPT. 30-NOV. 7

## OSBA Business

### OSBA Board of Director Elections

Oct 15 - Ballots become available | Nov 15 - Dec 15 - Vote | Jan 1 - Directors take office

### Resolutions

- To Amend Oregon School Boards Association's Bylaws Relating to Composition of the Board of Directors (Creates the Oregon School Board Members PRIDE Caucus)
  - Mission: To promote quality education for all students with an emphasis on the unique needs of LGBTQIA2S+ students, staff and board members.
  - Goals:
    - The implementation of ODE's "Oregon LGBTQ2SIA+ Student Success Plan."
    - Promoting positive and effective relationships among LGBTQIA2S+ school board members, their communities, political leaders, partner organizations and OSBA.
    - Building and increasing capacity of LGBTQIA2S+ school board members.
    - Serving as a resource.
    - Developing, promoting, and advancing legislation to improve educational opportunities and outcomes for LGBTQIA2S+ students, staff and families.
    - Equipping and advancing LGBTQIA2S+ board members to serve in the general OSBA leadership.
    - Building capacity of the general board membership in understanding the issues of LGBTQIA2S+ people and inclusion.
  - The proposed Bylaws will be submitted to the membership for consideration during the 2024 OSBA election by resolution.
- To Amend the OSBA Dues Schedule
  - Proposal to increase dues 15% per year for five years, then have an annual increase tied to CPI every year thereafter, with a \$1,500 floor and a \$25,000 cap. This increase will roughly double annual dues revenue to just over \$1.3 million by the end of year five.
  - The proposed Dues Schedule will be submitted to the membership for consideration during the 2024 OSBA election by resolution.
- To Amend the OSBA 2023 Bylaws
  - Allowing caucuses to have an additional director on the OSBA board of directors in the circumstance where the OSBA president or immediate president is a director from a caucus. This revision is intended to provide the same opportunity for representation for caucuses as is currently provided to regionally elected directors.
  - Clarify that OSBA board of directors must comply with the Oregon government ethics laws with respect to conflicts-of-interest.
  - Require OSBA caucuses to submit an annual year end fiscal report to the OSBA board of directors.
  - Create officer eligibility criteria that requires candidates for officer positions and directors in officer positions to be voting members of the OSBA board of directors.
  - Expand the OSBA board of directors and legislative policy committee with representatives from the Oregon school board members PRIDE caucus.
  - Edits to grammar, punctuation, and language for readability.
  - The proposed Bylaws will be submitted to the membership for consideration during the 2024 OSBA election by resolution.