



College Application Steps

What students need to know (for) their Senior year of High School

2024-2025



OHS Counseling & Post Grad Team



Dr. Childress | Last names A-Bh



Ms. Fritz | Last Names Bi-Dh



Ms. Clark | Last Names Di-Gr



Ms. Houck | Last Names Gs-Lh



Dr. Dobrow | Last names Li-Mon



Ms. Berve | Last Names Moo-Ph



Ms. Pineda | Last Names Pi-Sm



Ms. Springsteen | Last Names Sn-Z



Ms. Hagen | GT Students



Mr. Sewell
Post Grad Specialist



Ms. Keller
Counseling
Assistant



Agenda

- **Senior Year: Packet & Materials**
- **Senior Timeline**
- **College Search/Selection**
- **Admission Requirements**
- **College Application Process**
- **Application deadlines**
- **OHS Financial Aid/Scholarship Overview**
- **Paying for College**

Financial Aid Presentation to follow!

Senior Packet (with video)



SENIOR PACKET!

SENIOR TIMELINE

SEPTEMBER

- **Begin checking your school email daily** as Ms. Berve, Mr. Sewell, and/or your counselor will be sending you important post grad and scholarship information
- Attend the **College and Career Info Night** on **Sept. 25th at 6 pm** to get some important information regarding postgrad/college planning
- Complete your **Senior credit check** with your counselor
- Begin using Naviance to sign up to attend college rep visits to hear detailed information about schools you're interested in
- Attend the **NACAC College Fair** on **Sept. 29th** at the Convention Center from 1-4 pm

OCTOBER

- Know your college admissions requirements and application deadlines
- **Begin the application process**
 - Use the 'Basic Application Steps' sheet in this packet
 - Ask your counselor or post-grad if you need help
 - Create an email account to use for applications and make sure it's appropriate!
 - If you use the common app, check to see whether each separate school has extra supporting documents you need to submit
- Continue working on your college essay and keep your resume updated
- Take the **SAT** on **Oct. 5th** if needed (register by Sept. 20th on College Board)
- Check the Naviance scholarship list every week and apply to the ones you qualify for
- **Colorado Free Application Day**
 - October 15-17 (*This is during Fall Break*)
- **CCHS/CR Night College Fair** on **Oct. 29th** from 6-8 pm @ **Overland**

NOVEMBER

- Pay attention to early action application deadlines in November!
- After submitting your applications, pick up a **blue transcript request form** in post-grad
 - Allow 2 weeks for processing and turn it in to Mr. Sewell
 - Letters of recommendation (if needed) must be complete before transcripts can be sent

Contents include:

- Detailed Senior Timeline
- Frequently Asked Questions
- OHS Student Athletes
- Additional Websites & Resources
- Vocabulary References



Senior Timeline – Fall Semester

- Finish your college search
- Re-take the ACT/SAT if needed
- Attend all Senior Planning Events
- Start Applications
- Complete the Transcript Request form(s)
- Attend College Rep Visits in Post Grad
- Attend College Fairs
- Complete the COF (College Opportunity Fund)
- Find Scholarship Opportunities
- Fill out the FAFSA/CASFA (TBD December)

SAVE THE DATES

NACAC College Fair
THIS Sunday Sept. 29th (1 pm – 4 pm)
Colorado Convention Center
100+ Colleges

Colorado Free App Day (Oct. 15-17)
This is during Fall Break

CCSD College Fair
Tues. Oct. 29th (6 pm – 7:30 pm)
Overland High School
30+ Colleges

FAFSA Workshops
TBD December/January



Finding the Right Fit

•Cost

- Will I be able to afford this option?
- What additional costs are there?
(ie. Room & board, lab fees, etc.)

•Major

- Do they have the major(s) I am interested in?
- What research opportunities do they offer?

•Size

- How many students will I have in class with me?
- Is the campus a small knit community or a larger environment?

•Location

- What is the surrounding area like?
- How far do I want to be from home?

•Admissions Criteria

- Will I be accepted?
- If I am accepted, do I qualify for any scholarships?

•School Personality

- What is the strength of the school spirit?
- What kinds of activities, clubs and sports are offered?
- What is the diversity like on campus?

•Resources Available

- How does the institution help students find a job after graduation?
- What happens if I need tutoring services?

****Visit a college campus if/when possible!****



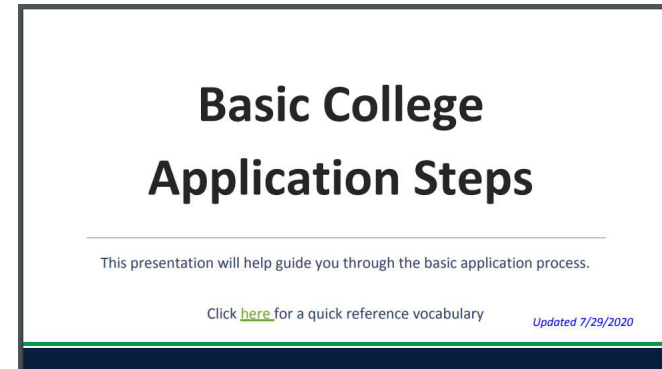
Admissions Requirements

- GPA
- Test Scores (Many are Test-Optional)
- “ACE”ing High School
 - Academics – Performance and rigor of courses completed
 - Community Service
 - Extracurricular Activities/Leadership Contributions
- College (Admissions) Essay(s)
- Letters of Recommendation – if needed



The Application Process

- Apply Online
- Transcripts
- Additional Application Parts
 - Letters of Rec
 - College Essay/Personal Statement
- Know your deadlines
- Paying for College



Apply Online

- Once you have researched colleges, you will apply to those institutions online by either:
 - Submitting an application through the college website
 - Using [The Common Application](#) (if used by that college)
 - Using [The Coalition for College](#) (if used by that college)
- Make sure to read all directions carefully on every application
- Apply as a “Freshman”, “Undergraduate”, “New Student”, or “Prospective Student”
- Double check to see if there are any portions of the application that must be completed by a teacher or counselor (for example, if you need a letter of recommendation).



Transcripts

- Every time you apply to a College/University you must fill out a **BLUE** transcript request form.
These are located in the Post Grad office located in the IST on the 2nd floor, across from Mr. Sewell's desk.
- The first two transcripts are free! *After that, students are charged \$5 per transcript!*
- Transcripts are sent to the colleges you are applying to and will include your:
 - Grades (starting with 9th grade)
 - Class Rank
 - GPA
- Transcripts will *not* include test scores- you must send these on your own by logging into your [ACT](#) and/or [College Board](#) account.
- Know your deadlines! *You must allow TWO weeks for processing.*



Additional Application Parts

- **Letters of Recommendation**

- Some colleges require students provide 1 or 2 letters of recommendations, usually from teachers
- Make sure you ask a teacher from either 11th grade or 12th grade who knows you well
- Providing the teacher a [resume](#) or [brag sheet](#) is helpful & encouraged
- *Ask for a letter no less than 2 weeks from the deadline- more if possible!*
- Say thank you to the teacher/recommender *verbally and written*

- **College Essay/Personal Statement**

- Follow instructions carefully
- Double check your spelling/grammar
- Ask an adult to look over it before submitting



Know Your Application Deadlines

Early Action (EA) An option to submit your applications before the regular deadlines.

When you apply early action, you get admission decisions from colleges earlier than usual. Early action plans are not binding, which means that you do not have to enroll in a college if you are accepted early action.

Early Decision (ED) An option to submit an application to your first-choice college before the regular deadline.

When you apply early decision, you get an admission decision earlier than usual. Early decision plans are **BINDING**. You agree to enroll in the college immediately if admitted and offered a financial aid package that meets your needs. Some colleges have an early decision option called ED II, which has a later application deadline than their regular ED plan.

Priority Date or Deadline

The date by which your application — whether it's for college admission, student housing or financial aid — must be received to be given the strongest consideration.

Rolling Admission*

An admission policy of considering each application as soon as all required information (such as high school records and test scores) has been received, rather than setting an application deadline and reviewing applications in a batch. Colleges that use a rolling admission policy usually notify applicants of admission decisions quickly.

*All community colleges have rolling admissions



4 year Public In-State Application Deadlines

Adams State University

Rolling admissions

Colorado Mesa University

Rolling admissions, Priority May 1

Colorado School of Mines

January 15, Priority November 15

Colorado State University, Fort Collins

EA November 15, Regular Decision January 15

Colorado State University, Pueblo

Rolling admissions, Recommended before December 15

Fort Lewis College

EA November 15, Priority January 1,
Regular Decision May 1

Metropolitan State University of Denver

Priority November 1, Rolling admissions

University of Colorado, Boulder

EA November 15, Regular Decision January 15

University of Colorado, Colorado Springs

Rolling admissions, Recommended November 1

University of Colorado, Denver

July 31

University of Northern Colorado

EA December 1, May 1

Western Colorado University

Rolling admissions

EA – Early Action

ED – Early Decision



4 Year Private In-State Application Deadlines

Colorado Christian University

Rolling admissions, Priority March 1

Regis University

Rolling admissions, Priority March 1

Colorado College

EA November 1, ED(1) November 1

ED(2) January 15, Regular Decision January 15

University of Denver

EA November 1, ED(1) November 1

ED (2) January 15, Regular Decision January 15,

Please note that application deadlines for public/private schools are different than institutional scholarship deadlines!

EA – Early Action

ED – Early Decision







Paying for College

- Financial Aid Night Presentation to follow!
- Create an account and FSA ID with [FAFSA](#) (Free Application for Federal Student Aid)
 - Preview questions with the [“FAFSA on the Web worksheet”](#)
 - *Do not lose your FSA ID!*
 - Complete the FAFSA in December
- For one-on-one help, attend a FAFSA/CASFA Workshop with your parent(s)/guardian(s) in the Spring (Information coming soon)
- Apply for [COF](#) (College Opportunity Fund)
 - Provides a stipend for new and continuing in-state students going to college in Colorado.
- Scholarships
 - Use Naviance to find and apply for Scholarships!
 - Reach out to the college where you applied to see what scholarships are available & their deadlines!



Stay Updated!

Stay up to date and make sure you are logging in to [my.cherrycreek](https://my.cherrycreek.edu)

- **Naviance** (for college rep visits!) 
- **Creek Mail** 
- **Schoology Group for Seniors**
(Access Code 89GZ-HPR5-TJRNN) 
- **Schoology Group for Juniors**
(Access Code SQGN-QFBC-Z5V2S) 
- Follow [OHS PostGrad](#) on Twitter

