How to Update Chrome Operating System

1. Log into the Chromebook.
2. Click the Chrome Tools menu  in the top right corner of your Chrome browser window. Then click **Settings…**:

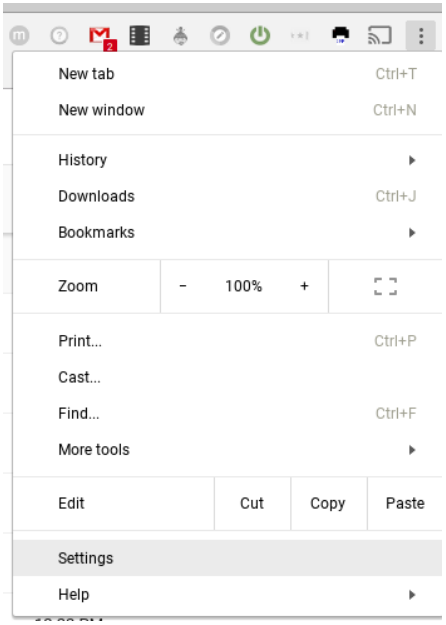

3. Click the “About Chrome” link(Your page may look different depending on the version of Chrome).

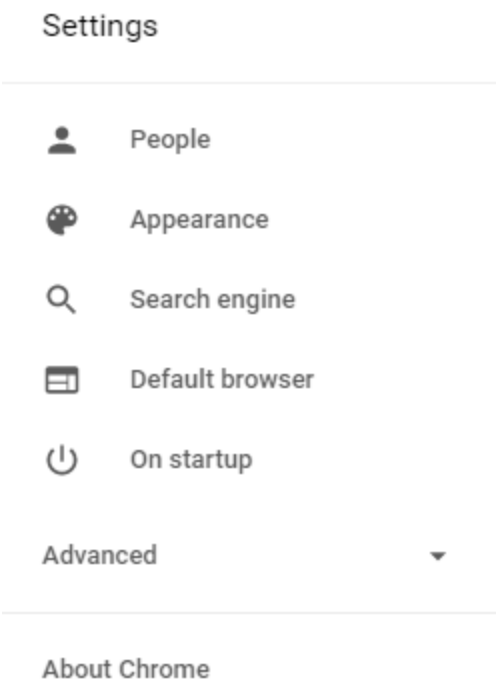

How to Update Chrome Operating System

4. Click “Check for and apply updates”(Your page may look different depending on the version of Chrome), on newer versions of Chrome follow the instructions on the About Chrome page. The update may start on its own.

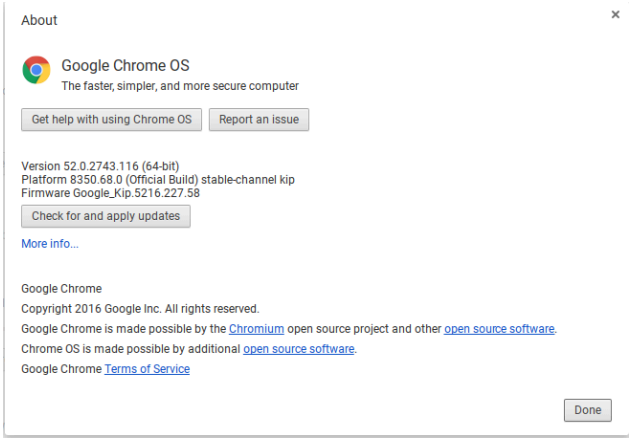

5. Allow the update to finish downloading/applying and restart.