




# WORLD'S BEST WORKFORCE

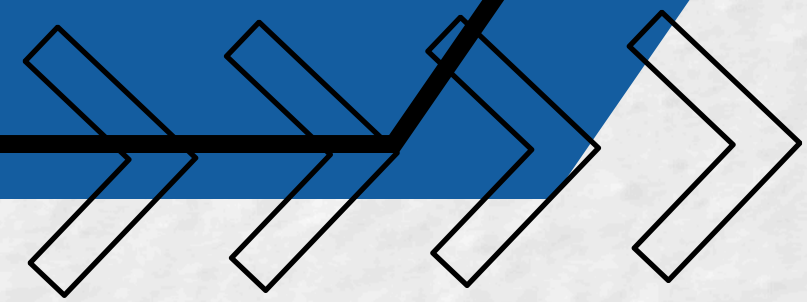
2023-2024  
ANNUAL REPORT







**PURPOSE OF THE  
WORLD'S BEST  
WORKFORCE  
ANNUAL REPORT**

- All children are ready for school
- Close the achievement gap
- All students are career or college ready
- All students graduate from high school





# **PURPOSE OF THE WORLD'S BEST WORKFORCE ANNUAL REPORT**



- **Ensure all school districts across the state of MN are addressing the key educational goals set by MDE and moving toward these goals**
- **Acts as a “strategic plan” for each district to be able to report to the state on a yearly basis**
- **Should align with district 850 Strategic Plan and Action Steps - these should be our “WHY”**



# COMPREHENSIVE ACHIEVEMENT AND CIVIC READINESS (CACR)

During the 2024 session, the MN  
Legislature renamed WBWF to  
CACR. This change will take  
effect as of the 2024-2025  
school year and the Fall 2025  
annual summary report

CACR plans will address the  
four WBWF goals as well as  
one additional goal:

- Prepare students to be  
lifelong learners

## 2023-2024 Data

EQUITABLE ACCESS TO  
EFFECTIVE AND DIVERSE  
TEACHERS



- Rothsay employed 23 full time teachers. All of our teachers are licensed and teaching in their areas of licensure
  - Tier 4 19
  - Tier 3 2
  - Tier 2 2
  - Tier 1 0
- 6 of our 23 teachers had 5 or fewer years of experience
- Ratio of students to licensed teachers is 13:1

# Our Students

EQUITABLE ACCESS TO  
EFFECTIVE AND DIVERSE  
TEACHERS



## 2023-2024 Data

American Indian	2.2%
Black or African American	1%
Hispanic or Latino	2.2%
White	93.9%
Two or more races	0.6%
Special Education	12.5%
Free/Reduced-Price Meals	36.2%

## Current Census Data

Pre/K - 12:	346 Students
○ 186 Boys	
○ 160 Girls	
Residents:	188 Students - 54%
Open Enrollment:	158 Students - 46%

# ALL STUDENTS READY FOR SCHOOL

- Preschool programs provide an opportunity for our families to ensure their children are ready for kindergarten
- Our ECFE offers classes each month for children ages birth to 5
- Rothsay offers the Voluntary Pre-Kindergarten program
- Provide periodic screening days so families can participate at their convenience



## Objective

Increase % of K readiness in READING by 2% from Fall to Spring as measured by FAST

Fall 2023 aReading


10/15

Spring 2024 aReading

6/15





Progress - Goal Not Met



# REDUCE THE ACHIEVEMENT GAP

- An achievement gap exists between our Free/Reduced Price Lunch students and our Non-Free and Reduced Price Lunch students
- This is a common gap for many school districts

Year	 FRP Math	State FRP Math	 Non-FRP Math	State Non-FRP Math
2021	38%	22.7%	63.2%	54.3%
2022	48%	23.4%	61.8%	55%
2023	47.2%	26.8%	50%	59.8%
2024	43.6%	27%	63.2%	59.2%



## Objective

To increase the District MATH proficiency by 4% in the Free/Reduced-Price Meals sub group





Progress - Goal Not Met





# REDUCE THE ACHIEVEMENT GAP

- An achievement gap exists between our Free/Reduced Price Lunch students and our Non-Free and Reduced Price Lunch students
- This is a common gap for many school districts

Year	 FRP Reading	State FRP Reading	 Non-FRP Reading	State Non-FRP Reading
2021	40%	32.4%	56.9%	61.9%
2022	52.8%	31.5%	57.8%	60.5%
2023	37.7%	33.3%	62.2%	62.8%
2024	42.1%	33.4%	55.8%	62.2%



## Objective

To increase the District **READING** proficiency by 2% in the Free/Reduced-Price Meals sub group



Progress - Goal Met



# REDUCE THE ACHIEVEMENT GAP





## Objective

To increase the district Special Education proficiency in **READING** and **MATH** to be at or above the state average



Progress - Goal Not Met

Year	 Special Education Reading	State Special Education Reading	 Special Education Math	State Special Education Math
2021	12%	25.8%	22.7%	22.5%
2022	13%	25.7%	20%	23.8%
2023	4.5%	25.6%	4.3%	24.4%
2024	0%	25.5%	8.7%	24.7%



# CAREER AND COLLEGE READINESS



## ACT: 2023 Graduates

State Mean Score: 20.73

Rothsay Mean Score: 20.53

## Objective

100% of Rothsay School students are career and college-ready by graduation



- Measurements we use as predictors: 8th grade MCA III results and benchmark score for our 11th graders that take the ACT's
- We survey our seniors prior to graduation so we can learn about their plans after they graduate
- Rothsay employs a full time guidance counselor to guide students through their academic career
  - Personal Learning Plans
  - College and Career Fairs
  - Job Shadowing
  - FAFSA Informational Meetings



## Progress - Goal Met

100% of Rothsay School students are career and college-ready by graduation



# GRADUATION

## Statewide Graduation Rate

\*4 year rate

2019: 83.7%  
2020: 83.8%  
2021: 83.3%  
2022: 83.6%  
2023: 83.3%



## Rothsay Graduation Rate

2019: 100%  
2020: 90.9%  
2021: 71.4%  
2022: 68.8%  
2023: 85%  
2024: 100%



Objective

100% Graduation Rate

- Credit recovery
- Small class size affects graduation rates

### \*\*2022 Graduation Class

- 11 Graduates from Rothsay
- 8 of those graduates enrolled in any IHE within 16 months of graduation (73%)



Progress - Goal Met

100% of Rothsay seniors graduated in the Spring of 2024

## 2022-2023 Data

# READ Act

## Reading to Ensure Academic Development

- Signed into law: May 2023
- All teachers working with reading instruction must be trained in evidence-based reading instruction
- Districts must accomplish this in two phases
  - Phase 1 by July 2026
  - Phase 2 by July 2027
- 5 Rothsay Teachers and 2 Paraprofessionals were trained in Phase 1 in 2023-2024
- Rothsay Preschool Teachers are being trained this current school year (2024-2025)
- We are working with our Service Country Cooperative to finish training our first staff group in Phases 2 and start Phase 1 for the 2025-2026 school year
- Completion of training with the Service Cooperative for second group in Phase 2 for 2025-2026



# 2024-2025 CACR OBJECTIVES



## All Students Ready for School

- 85% of pre-K students will identify 15/26 upper and lower-case letters and recognize numbers up to 10 by May 23, 2025
- Preschool screening will be offered in the fall of 2024
- Kindergarten students not screened in preschool will be screened within the first 30 days of kindergarten

## Career and College Ready

- Students will have completed grade level benchmarks for Career and College Ready Plans with the use of MCIS.
- Access to college and job fairs.
- Complete a survey to learn about plans after graduation.

## Close the Achievement Gap

- On Minnesota Comprehensive Assessments (MCAs), the District will score at or above the state average within all Achievement Gap groups (FRP, Special Education).

## All Students Graduate

- Rothsay School graduation rate will exceed the state average.

## Lifelong Learners

- Students will demonstrate a growth mindset and world view.

