

How To Download the Canvas App and Create Your Canvas Account

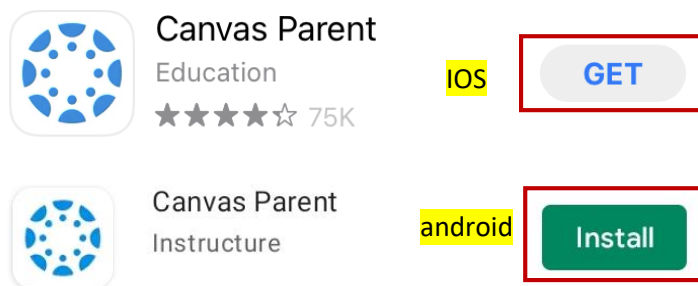
1. On your mobile device, open your App Store (iOS) or your Play Store (android)



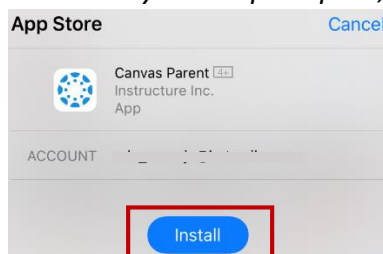
2. Search for **Canvas Parent**




3. Select **GET** (iOS) or **Install** (android)



- a. *On iOS only: when prompted, select **Install***



4. Once downloaded, click on **OPEN**



Canvas Parent

Education

★★★★☆ 75K

OPEN

5. Select **Find School**



CANVAS
PARENT

Find School

QR Login

6. In the search bar, enter **Waller ISD** and select **Waller ISD (Parents)**

< Back



What's your school's name?

waller



Waller ISD (Parents)

Waller ISD (Students/Faculty)

7. Select **Create Account**



[Forgot Password?](#)

Parent of a Canvas User?

[Create Account](#)

8. Fill in all the fields with accurate information and the Pair with Observer Code in the Student Pairing Code field and click on **Start Participating**

a. Need help getting the Student Pairing Code? Click [HERE](#)

App Store 1:10 PM 85%

[Back](#) waller.instructure.com

Parent Signup ×

Your Name

Your Email

Password

Re-enter Password

Student Pairing Code [What is a pairing code?](#)

You agree to the [terms of use](#) and acknowledge the [privacy policy](#).