




State of the District

September 26, 2024

Dr. William T. Wright, Jr., Superintendent

Strategic Plan Five Pillars

- College and Career Readiness
- High Performing Workforce
- Safe and Supportive Schools
- Strong Stakeholder Partnerships
- Effective and Efficient Operations



College and Career Readiness

- Increased Work-Based Learning Experiences by 124% Over Last Year
- Implemented the 360 Online OSHA-10 Certification to Allow Students to Earn an Industry Recognized Credential
- Model District for Federal Programs
- Engaged Students and Community through Pilgrims Mobile STEM Explorer and Cyber Security Bus
- Increased Merit-Based Scholarships from \$19 Million in 2023 to \$27 Million in 2024



Data Celebrations!

- District proficiency on SC READY Math has improved each year since 2021-2022!
- District proficiency on SC READY ELA has improved each year since 2021-2022!
- Our current 5th, 6th and 9th grade cohorts have increased in ELA proficiency on the SC READY each year since 2021-2022!
- Eight out of 13 elementary schools increased in ELA proficiency on the SC READY from the 2022-2023 school year!
- Eight out of 13 elementary schools increased in Math proficiency on the SC READY from the 2022-2023 school year!

Data Celebrations!

- Four out of seven middle schools increased in ELA proficiency on the SC READY from the 2022-2023 school year!
- Four out of seven middle schools increased in Math proficiency on the SC READY from the 2022-2023 school year!
- Math proficiency on the SC READY for Students with Disabilities (SWD) has increased each year since the 2021-2022 school year!
- Current 9th grade SWD cohort has increased in ELA proficiency on the SC READY each year since the 2021-2022 school year!

Data Celebrations!

- District proficiency on Algebra 1 EOC has improved each year since 2021-2022!
- District proficiency on English 2 EOC has improved each year since 2021-2022!
- District proficiency on US History EOC has improved each year since 2021-2022!
- Percent of students earning the career readiness credential on the WIN assessment has increased since the 2022-2023 school year!



Data Celebrations! – “Double Digit Increases”

- Millwood Elementary showed an increase of 11% in ELA proficiency on SC READY!
- Shaw Heights showed an increase of 14% in ELA proficiency on SC READY!
- Furman showed an increase of 17% in ELA proficiency on SC READY!
- R.E. Davis showed an increase of 12% in ELA proficiency on SC READY!
- Ebenezer showed an increase of 14% in Math proficiency on SC READY!
- R.E. Davis showed an increase of 11% in Math proficiency on SC READY!

Data Celebrations! – “Double Digit Increases”

- Bates showed an increase of 15% in proficiency on the Algebra 1 EOC!
- Chestnut Oaks showed an increase of 24% in proficiency on the Algebra 1 EOC!
- Furman showed an increase of 26% in proficiency on the Algebra 1 EOC!
- Sumter High showed an increase of 16% in proficiency on the Biology EOC!


Cognia Accreditation

Index of Education Quality (IEQ)

- IEQ is a holistic measure of an institution's overall performance.
- IEQ ranges from 100-400.
- **IEQ for Sumter School District is 307 as compared to the Cognia network average at the end of the 2024 school year of 296.**
- **Sumter School District Academic Team members have been invited to present nationally on our Cognia Accreditation.**

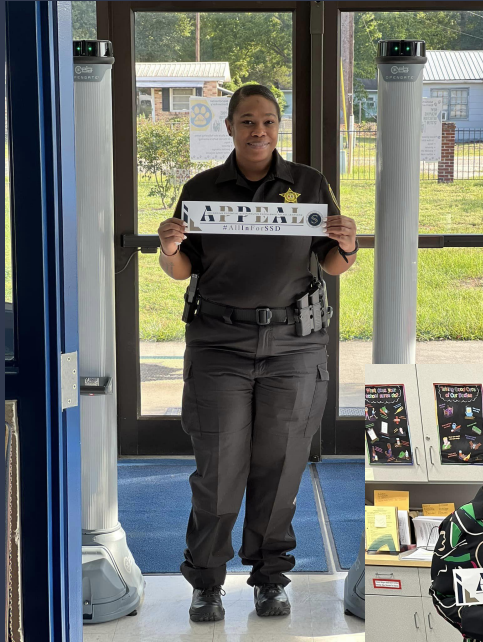
High Performing Workforce

- Implemented Salary Study to Recruit and Retain Workforce
- Offered Retention Stipends
- Lowest Teacher Turnover Rate Compared to Neighboring Districts
- Decreased Teaching Vacancies from 104 in 2022 to 43 in 2024
- Decreased Bus Driver Vacancies from 37 in 2023 to 16 in 2024



Safe and Supportive Schools

- Nine Community Mental Health Agencies Working with Our Schools
- Increase in Support and Wrap Around Services
- MTSS in All Schools
- Weapons Detection Systems in All Schools
- Revised Code of Conduct
- Decrease in Infractions



Strong Stakeholder Partnerships

- Partners in Education
 - 94 Community Partners
 - All Schools Adopted by Military Partners
- American Heart Walk
- Relay for Life
- March of Dimes
- St. Jude's Children's Hospital
- Pennies for Patients
- United Way
- Feed My Starving Children
- Shower Shaw with Goodies
- Angel Tree
- Toys for Tots
- Americorp
- United Ministries
- Samaritan House
- Jump Rope for Heart
- Hats for Hop
- Emmanuel Soup Kitchen
- Stash the Trash
- Veterans Day Parade
- Christmas Parades
- Dream Walk
- Domestic Walk Against Violence
- Iris Festival
- eSTEAM Festival
- Trunk or Treat
- And More....





Effective and Efficient Operations

- Fiscally Efficient
 - No Audit Findings
 - Increased Fund Balance from \$41 Million in 2022 to \$52 Million in 2024
 - Total Reserves - 4.5 Months of Operating Expenditures
- 12 Electric Buses Enroute to Sumter School District
- New Classroom Furniture in All Schools
- 1,006,238 Lunches, 578,872 Breakfasts and 31,996 After School Snacks Served on the 100th Day of 23-24



APPEAL

ADVANCING POTENTIAL and PURSUING EXCELLENCE for ALL LEARNERS

#AllInForSSD

