

# 2024-25 Board Goals 1 & 2: Start-of-year Data Monitoring

## Board of Education Goals

### Goal 1 Reading: Proficiency

The percentage of Grade 3 students who meet or exceed grade-level standards on the state English Language Arts SBAC assessment will grow from 48% in June 2023 to 70% by June 2028.

### Goal 2 Reading: Acceleration

The percentage of students in Grades 4–8 scoring at the “Not Met” achievement level in the prior year who meet the scale score growth target on the state SBAC–English Language Arts assessment will increase from 28% in June 2023 to 60% in June 2028.

### Goal 3 Algebra Proficiency

In pursuit of having more than 80% of Black/African American students meet the Algebra A–G requirement by the end of Grade 9, the proficiency gap between Black/African American students and all other students will decline from 5% in June 2023 to 0% by June 2028.

### Goal 4 College & Career Readiness


In pursuit of having more than 66% of Black/African American graduating seniors A–G eligible, the proficiency gap between Black/African American students and all other students will decline from 15% in June 2023 to 0% by June 2028.

## Board of Education Guardrails

- ▶ **The Superintendent may not allow** resources to be allocated without evidence of their equitable distribution aligned with the Excellence & Equity board policy.
- ▶ **The Superintendent may not allow** major district-wide initiatives to go forth without engaging students of color and their families, following stakeholder engagement principles that are utilizing current adopted best practices.
- ▶ **The Superintendent may not allow** implementation or adoption of any classroom curricula or programming that does not prioritize educational and racial equity.

Adopted: November 1, 2023

# Board Goal 1: Reading Proficiency





# Goal 1 Reading: Proficiency



The percentage of Grade 3 students who meet or exceed grade-level standards on the state English Language Arts SBAC assessment will grow from 48% in June 2023 to 70% by June 2028.

- ▶ English Language Arts SBAC results available each summer
- ▶ Students take SBAC for first time in Grade 3
- ▶ **Leading Indicators are needed**
  - ▷ i-Ready Reading **Placement**
  - ▷ Foundational Reading Skills

# Assessment Windows for Goal Monitoring

Assessments		Sept	Oct	Nov	Dec	Jan	Feb	Mar	Apr	May	Jun
FRSA	Kinder				FRSA Post Unit 4			FRSA Post Unit 7		FRSA Post Unit 10	
	Grades 1-2			FRSA Post Unit 2				FRSA Post Unit 4		FRSA End of Year	
i-Ready	Grades 1-8	i-Ready Diagnostic 1			i-Ready Diagnostic 2			i-Ready Diagnostic 3			
SBAC	Grades 3-8									SBAC	

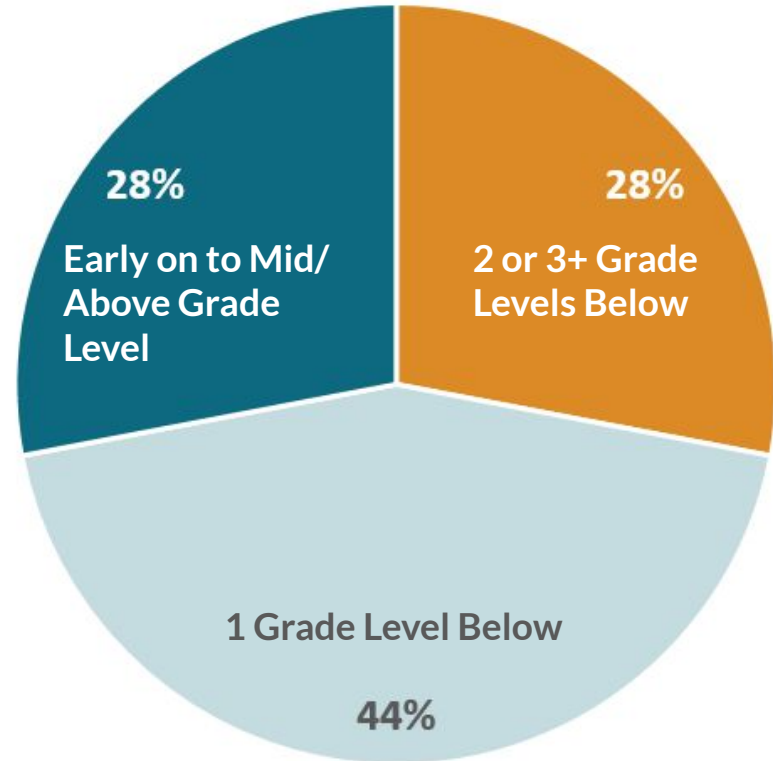
# Goal 1 Reading: Proficiency

2024-25 Data monitoring: Grade level comparisons for current year

	Data Available				
	2023-24	2024-25	2025-26	2026-27	2027-28
TK students	–	K FRSA	Gr 1 FRSA & i-Ready	Gr 2 FRSA & i-Ready	Gr 3 i-Ready & <b>SBAC</b>
Kinder students	K FRSA	<b>Gr 1 FRSA &amp; i-Ready</b>	Gr 2 FRSA & i-Ready	Gr 3 i-Ready & SBAC	<b>Target goal:</b> <b>70%</b> <b>Meet/Exceed</b> <b>on SBAC</b>
Grade 1	Gr 1 FRSA & i-Ready	<b>Gr 2 FRSA &amp; i-Ready</b>	Gr 3 i-Ready & SBAC		
Grade 2	Gr 2 FRSA & i-Ready	<b>Gr 3 i-Ready &amp; SBAC</b>			
Grade 3	Gr 3 i-Ready & SBAC				

# Goal 1: i-Ready Diagnostic 1 (D1) Placements are similar in 2023-24 & 2024-25

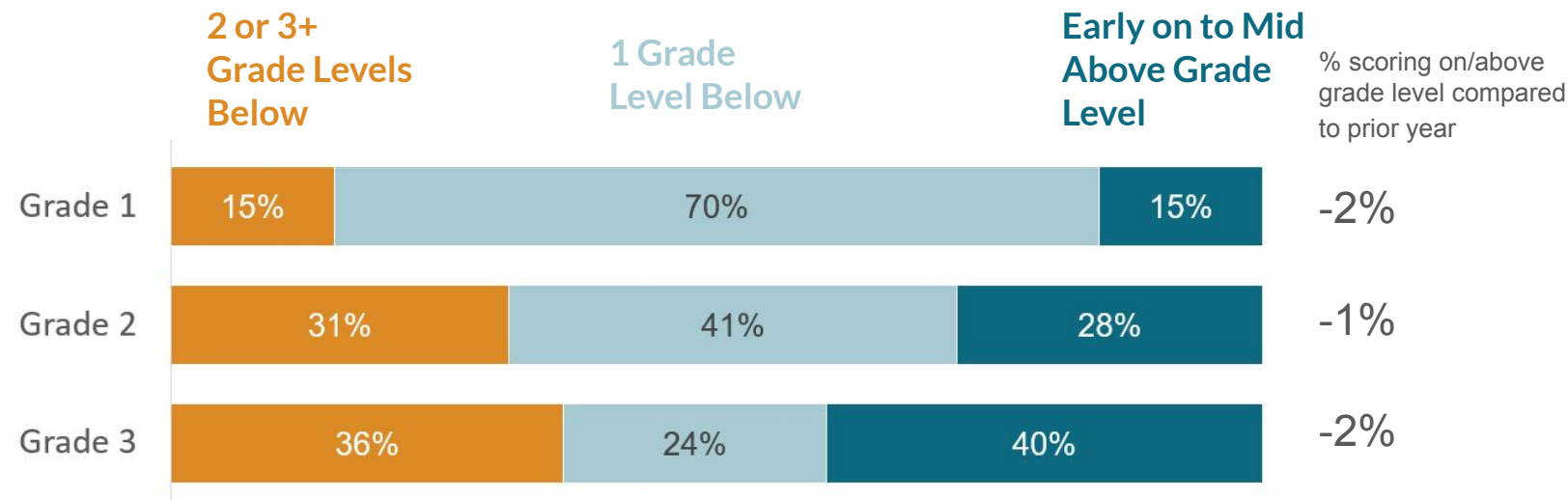
Overall, 2% fewer students in Grades 1, 2 and 3 scored **Early on to Mid/Above Grade Level** in Diagnostic 1 in 2024-25.



# Goal 1: i-Ready D1 Placement by Grade



Grades 1, 2 and 3 had 1-2% fewer students scoring **Early On or Mid/Above Grade Level** in Diagnostic 1 this year (comparing D1 Fall 2023 to D1 Fall 2024).



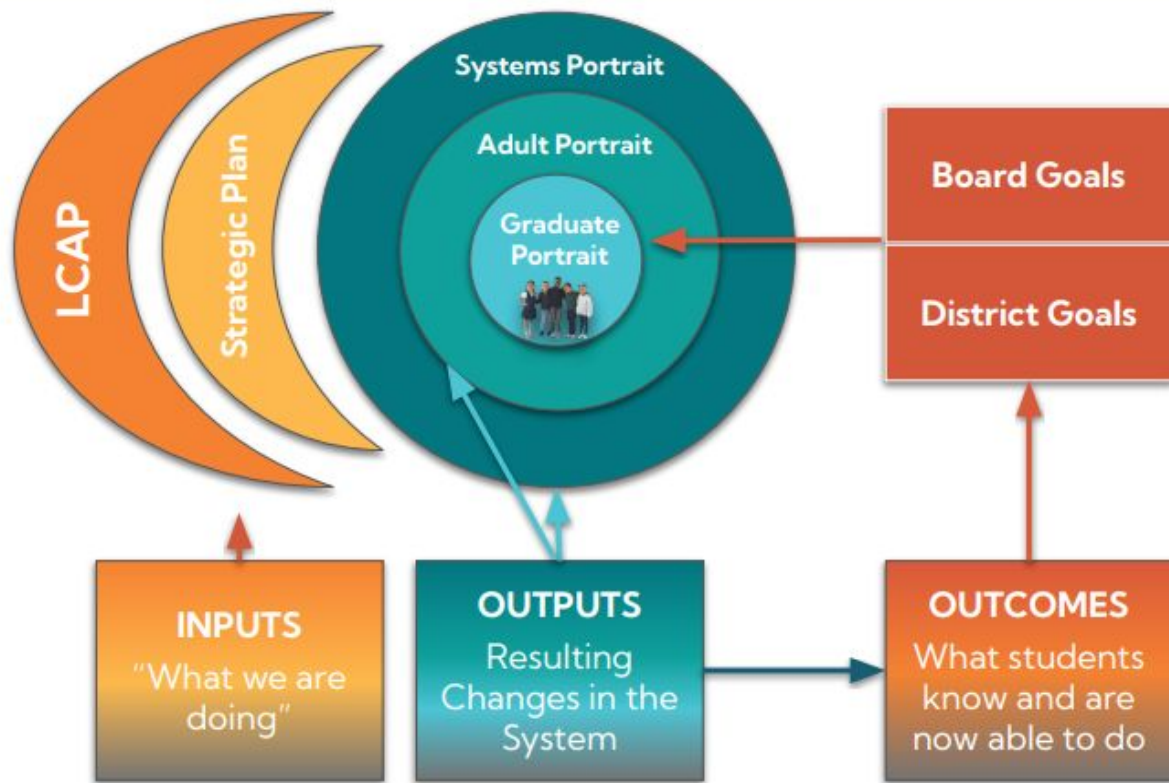


# Data highlights for Goal 1 - D1 placement

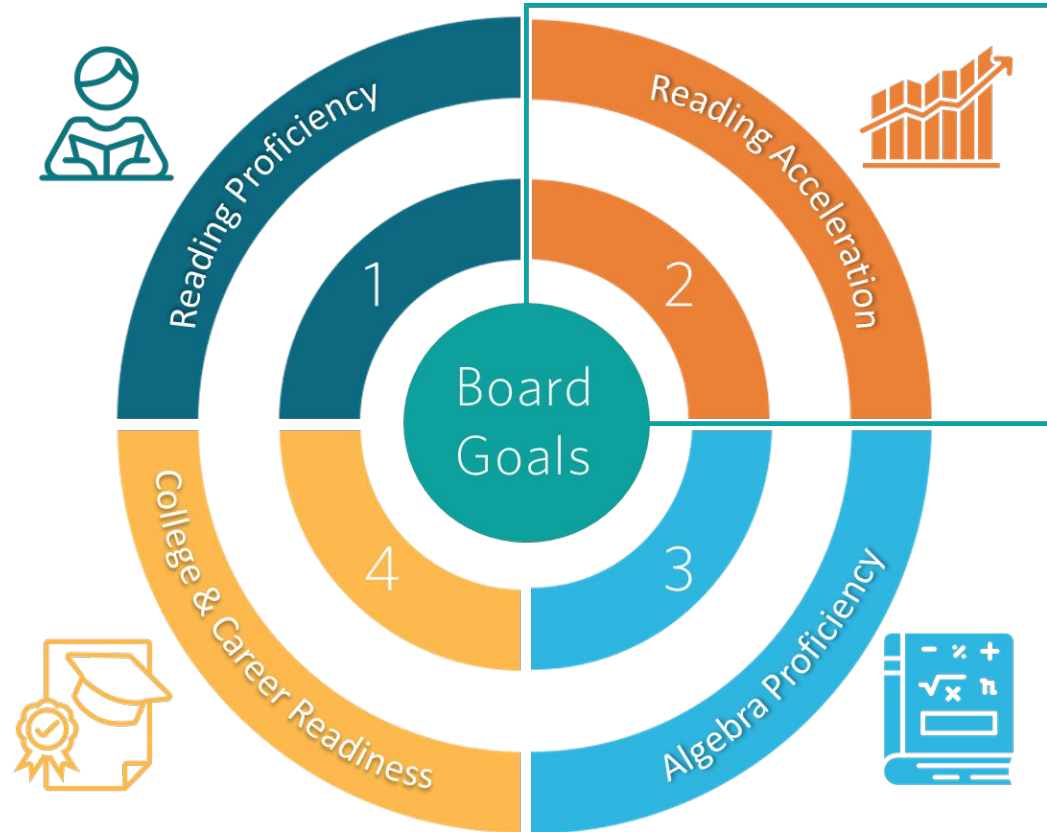
Comparison of prior year to current year placement by grade:

- Emerging trends for **Grade 2** Diagnostic 1 placement
  - Reflects Grade 1 learning
  - 8 schools demonstrated increases in the percent of students on/above grade level
  - 12 school sites reduced lower placements of 2 or more grade levels below





# Board Goal 2: Reading Acceleration



# Goal 2 Reading: Acceleration



The percentage of students in Grades 4-8 scoring at the “Not Met” achievement level in the prior year who meet the scaled score growth target on the state SBAC - English Language Arts assessment will increase from 28% in June 2023 to 60% in June 2028.

- ▶ A Leading Indicator is needed
  - ▷ i-Ready Reading **Growth** for students who scored **Not Met** on SBAC the prior year

# Goal 2 Reading: Acceleration

Monitor Grades 4 - 8 annually

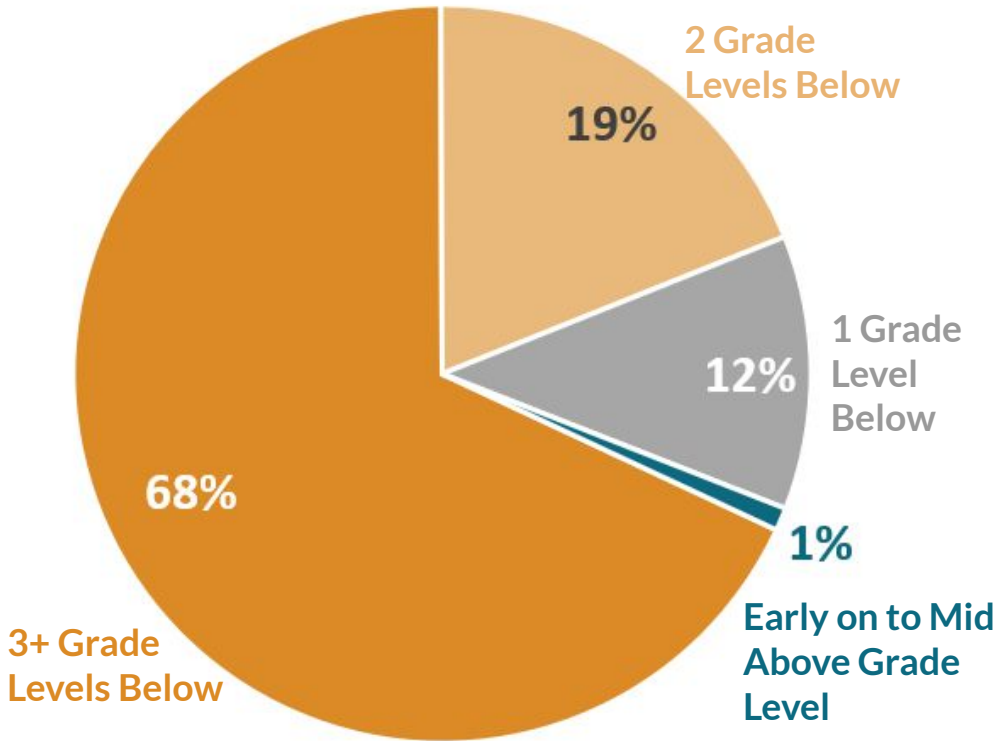
2023-24 Goal-setting year	2023-24	2024-25	2025-26	2026-27	2027-28
Grade K	Grade K	Grade 1	Grade 2	Grade 3	Grade 4
Grade 1	Grade 1	Grade 2	Grade 3	Grade 4	Grade 5
Grade 2	Grade 2	Grade 3	Grade 4	Grade 5	Grade 6
Grade 3	Grade 3	<b>Grade 4</b>	Grade 5	Grade 6	Grade 7
Grade 4	Grade 4	<b>Grade 5</b>	Grade 6	Grade 7	Grade 8
Grade 5	Grade 5	<b>Grade 6</b>	Grade 7	Grade 8	-
Grade 6	Grade 6	<b>Grade 7</b>	Grade 8	-	-
Grade 7	Grade 7	<b>Grade 8</b>	-	-	-
Grade 8	Grade 8	-	-	-	-

# i-Ready D1 Placement for Prior Year SBAC “Not Met” Students



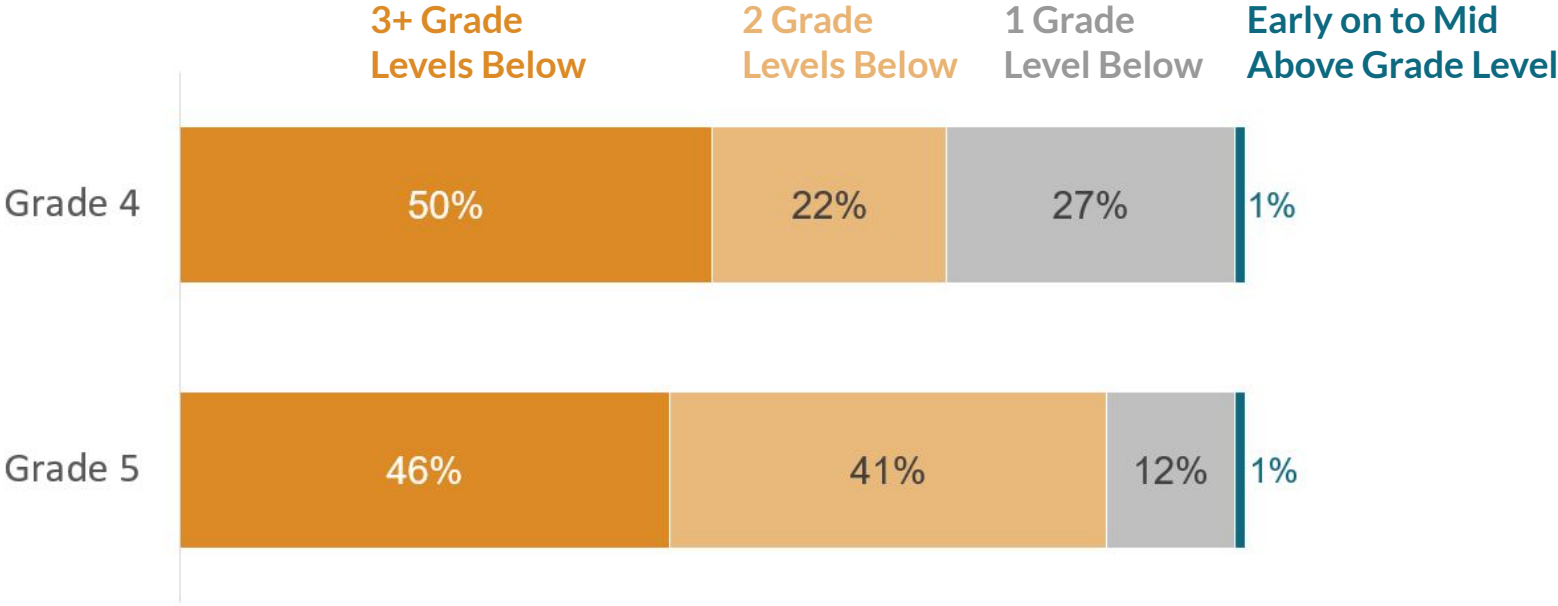
For Grades 4-8, **3** out of every 10 students scored “**Not Met**” on SBAC in 2023-24.

For these students, the placement on i-Ready overall was the same in D1 2024-25 as for the Not Met students in D1 of 2023-24.



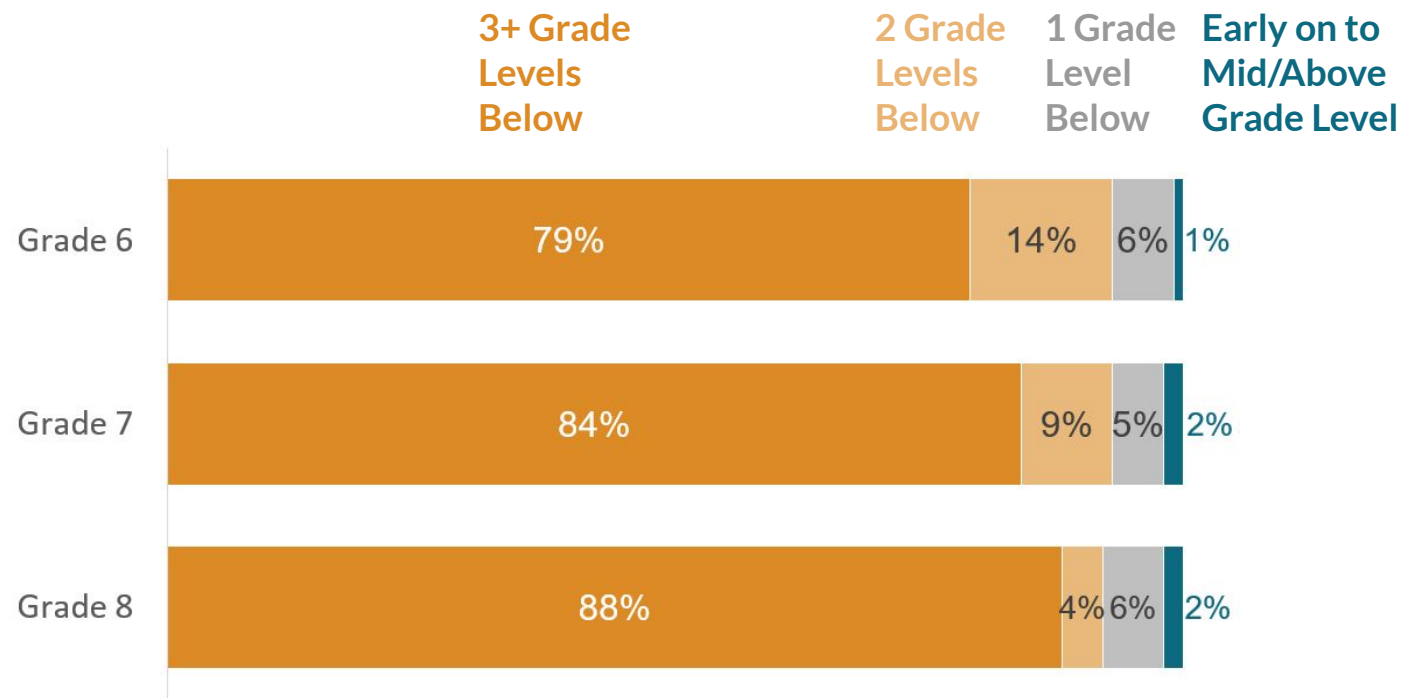
# i-Ready D1 Placement SBAC “Not Met” Students: Elementary

In 2024-25, Grade 4 had **4% fewer students 3+ grade levels below**; there was no difference observed for Grade 5.



# i-Ready D1 Placement for SBAC “Not Met” Students: Middle School

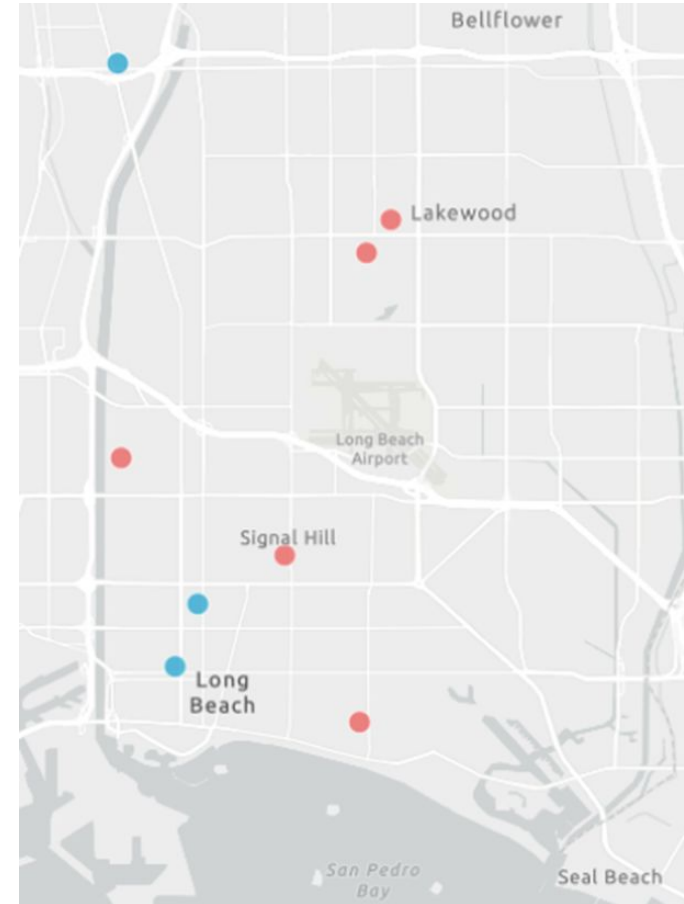
No differences were observed for **Middle School** grade levels in D1 placement comparing 2023-24 to 2024-25.



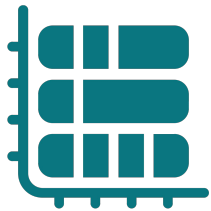


# i-Ready D1 Placement Highlights for SBAC “Not Met” students

- Data was explored for positive outliers in Grades 4-5 across six Similar School groups
- 2 out of 6 groups showed a trend for reducing the placement of students in 3+ grade levels below
- 8 schools in the 2 groups reduced the percent of students **3+ grade levels below by an average of 8%**, from 49% to 41%



# Goals 1 & 2 Summary



## D1 Placement

Overall, **D1 Placement** was similar to the prior year, with very slight decreases in rates of early on to mid/above grade level observed for Grades 1-3.



## Monitoring Change

Current data provides a starting point for the year, however, **monitoring changes in placement** and growth at Diagnostic 2 will provide additional data on impacts of adult actions on student achievement and growth.



## Progress over time

Additional study of **“Not Met” students** can provide insight into which students make up this group, with plans to **analyze progress over time** for Not-Met students.

# Questions & Comments



# Reference / Glossary



**ELA - English Language Arts**

**FRSA - Foundational Reading Skills Assessment**

District Assessment given to students in Grade TK to Grade 3 to assess their knowledge of foundational reading skills.

**i-Ready**

The i-Ready Diagnostic is an adaptive assessment that adjusts questions to suit students' needs.

The i-Ready Diagnostics are administered three times per year for students in grades 1 - 8 plus English Learners in Kindergarten & grades 9-12:

Diagnostic Windows 1, 2, & 3 (D1, D2, D3)

Assessments given at the start of the school year, mid-year, and during the Spring semester

**Low SES - Low Socioeconomic Status**

Students identified as receiving free-reduced price meals, foster youth, homeless students, students participating in the Migrant program, or students with parent education level less than high school graduate. Students would only be counted once, regardless of identification method.

**SBAC - Smarter Balanced Assessment Consortium (pronounced "S-Back")**

State Assessment given to students in Grade 3 to Grade 8 and Grade 11 to assess their knowledge of ELA and Math standards.