

2024-2025
SENECA FALLS CENTRAL SCHOOL DISTRICT

Mission Statement

The mission of the Seneca Falls Central School District is to provide quality educational opportunities and experiences for all students in a safe and positive environment that promotes academic excellence.

Vision

Pride & Opportunity

November 7, 2024
Board Meeting/ECS Round
Table/Public Hearing

6:00 PM

Public Meeting #9

Elizabeth Cady Stanton School Cafeteria
38 Garden Street

MEMBERS OF THE BOARD OF EDUCATION

Deborah Corsner

Anthony Ferrara

Cara Lajewski

Matthew Lando

Denise Lorenzetti

Joseph McNamara

Michael Mirras

Erica Sinicropi

Heather Zellers

Student Board Member

Searah Reardon

Dr. Michelle Reed, Superintendent
James Bruni, Business Administrator

I. Meeting called to order

II. Quorum Check

III. Pledge of Allegiance

IV. Approval of Agenda

MOTION: to approve the agenda as listed.

V. Approve or Amend

A. Board Minutes

MOTION: to approve the Board of Education minutes dated October 24, 2024

B. Treasurer's Report

MOTION: to approve the following Treasurer Reports:

1. July 2024 Treasurer's Report
 2. August 2024 Treasurer's Report
-

C. Extra-Curricular Treasurer's Report –None at this time.

VI. Recognitions, Celebrations and Presentations

A. ECS Round Table

VII. Public Hearing- Smart Bond

VIII. Public Comment

For anyone interested in addressing the Board, please review the Public Comment statement below.

The Seneca Falls Board of Education welcomes public comment. Speakers may comment on matters related to agenda items specifically or district matters generally. No speaker will be permitted to speak for longer than three (3) minutes. Public comments will be limited to thirty (30) minutes. All speakers and observers are to conduct themselves in a civil manner. Obscene language, defamatory statements, threats of violence, statements advocating racial, religious, or other forms of prejudice will not be tolerated. In the unlikely event the meeting becomes unruly, the board will recess the meeting and return once order has been restored.

Persons addressing the Board of Education during public comment should not expect to engage in discussion with the Board. The Board will not permit any comments involving specific individual personnel or students.

Questions and comments from the public concerning matters which are not on the agenda will be referred to the Superintendent. Persons wishing to have matters included on the agenda shall contact the Superintendent in accordance with Policy 2342, Agenda Preparation.

IX. Committee Reports –None at this time.

X. Information

A. Warrants 10/01/2024-10/31/2024

Warrant A (30) \$ 32,021.23

Warrant F (11) \$ 45,240.33

B. Student Board Member

C. Business Administrator

D. Superintendent Report

E. BOE President Report

F. BOE Member Comments

G. Important Dates to Remember

November 8, 2024-Veteran's Day Assembly (9:45 am)-Frank Knight Elementary School

November 11, 2024-Veteran's Day

November 16, 2024-Four County SBA Legislative Committee Mtg. 9:00 am (Zoom)

November 21, 2024-BOE Meeting

November 25, 2024- Four County SBA General Membership Meeting (Brian Fessler, NYSSBA Director of Governmental Relations

Nov. 27-28, 2024-No School for students & 10 month employees-Thanksgiving break

XI. Consent Agenda

A. Resignations/Retirements/Terminations

1. SFEA-None at this time

2. SFSSA

Upon the recommendation of the Superintendent, the Board of Education accepts the following Support Staff resignation:

a. Name: Marty Kerfien

Position: Cleaner

Effective: 10/30/2024

B. Appointments

1. Professional Appointment

The Board of Education of the Seneca Falls Central School District, pursuant to Section 3012 of the Education Law and in compliance with Part 30.3 of the Rules of the Board of Regents, upon the recommendation of Dr. Michelle Reed, Superintendent of Schools, hereby appoints (*Probation dates are tentative and conditional only. Except to the extent required by the applicable provisions of Education Law sections 2509, 2573, 3212 and 3014 of the Education Law, in order to be granted tenure the teacher must receive composite or overall annual professional performance review ratings pursuant to Section 3012-c and/or 3012-d of the Education Law of either effective or highly effective in at least three (3) of the four (4) preceding years, and if the teacher receives an ineffective composite or overall rating in the final year of the probationary period the teacher shall not be eligible for tenure at that time.*)

a. Name: Genevieve Griffin

Position: Art Teacher

Certification: Visual Arts (Initial Certification)

Tenure: Art Education

Effective date: 10/25/2024

Probation: 10/25/2024 through 10/24/2028

Base Salary: \$46,018

2. Civil Service Appointments

Upon the recommendation of the Superintendent, the Board of Education approves the following civil service position(s) (*All appointments are conditional until paperwork is completed and fingerprints are cleared*).

a. Name: Nadia Tohafjian

Position: Teacher Aide
Effective: 10/28/2024 (retro)
Probationary Period: 10/28/2024 through 10/23/2025
Hours/day: 6.0
Hourly Rate: \$16.48

- 3. Substitute Appointments-None at this time.
- 4. Probationary to Permanent-None at this time.

C. CSE Minutes

Upon the recommendation of the Superintendent, the Board of Education approves the following CSE Minutes: 10/16/2024, 10/17/2024, 10/21/2024, 10/22/2024(1), 10/23/2024(1), 10/23/2024(2), 10/24/2024, 10/29/2024, 10/30/2024

D. Gifts and Donations

Upon the recommendation of the Superintendent, the Board of Education accepts the following gifts or donations:

Donor	Amount	Account	Purpose
Merry-Go Round Playhouse	\$900.00	A2705	Used for Arts in Education Programming

E. 2024-2025 Transportation Requests

F. Overnight Conference Requests/Field Trips-None at this time.

MOTION: To approve the consent agenda as listed.

XII. Old Business

A. Correction-Oct. 24, 2024 appointments

MOTION: to approve the following corrections as listed:

4. Civil Service Appointments

a. Name: Alateisha Johnson
Position: School Bus Monitor
Hours/day: 2.0 hours/day
Hourly Rate: ~~\$16.00~~ **\$15.84**

b. Name: Janita Barnard
Position: Cashier/FSH
Effective: ~~10/25/2024~~ **10/28/2024**
Probationary Period: ~~10/25/24 through 10/24/25~~ **10/28/2024 through 10/27/2025**

c. Name: Kristen Hooper
Position: Cashier/FSH
Effective: ~~10/25/2024~~ **10/28/2024**
Probationary Period: ~~10/25/24 through 10/24/25~~ **10/28/2024 through 10/27/2025**

XIII. New Business

A. Contracts, Agreements and MOA's

MOTION: upon the recommendation of the Superintendent, the Seneca Falls Board of Education approves the following Contracts, Agreements and MOA's:

- 1. 2024-2025 Interpreter Agreement with Acculang Consulting, LLC
Patricia Muchard
Rate: \$60/hour

B. SMART BOND Resolution

MOTION: WHEREAS, the Seneca Falls Central School District approved a preliminary Smart Schools Investment Plan ("SSIP") on November 7, 2024 pursuant to The Smart Schools Bond Act (the "Act"); and

WHEREAS, the preliminary SSIP was posted on the Seneca Falls Central School District's website for at least 30 days, and the District included an address to which any written comments on the preliminary SSIP should be sent; and

WHEREAS, the Seneca Falls Central School District Board of Education conducted a public hearing that enabled stakeholders to respond to the preliminary SSIP, for which adequate notice of the public hearing was provided through local media and the Seneca Falls Central School District website for at least two weeks prior to the hearing; and

WHEREAS, the Seneca Falls Central School District Board of Education has considered all public comments, completed a final SSIP, and determined that approval of the final SSIP is in the best interest of the District.

NOW, THEREFORE, BE IT RESOLVED, that the Seneca Falls Central School District's final Smart Schools Investment Plan featuring high-tech security upgrades by installing a district-wide classroom entry control system up to \$829,792 as more fully described in the District Plan is hereby approved.

C. Surplus

MOTION: to dispose of following surplus items as listed through sale, donation, disposal or auction according to Board Policy #6900:

<u>School tag</u>	<u>Item Description</u>
002245	Long table from room 172, old and broken beyond repair
20081002	Carpet machine that has been stripped for parts
20130125	Carpet Machine not operational
20080687	Broken Kiln
20080665	Kitchen Kettle Broken Beyond Repair
20080667	Kitchen Kettle Broken Beyond Repair

XIV. Budget Workshop –Reserve Narrative Dr. Reed and James Bruni

XV. Executive Session (Contingent upon adoption of a motion during the public portion of the meeting in accordance with Section 105 of the Public Officers Law).

XVI. Adjourn

MOTION: to adjourn the meeting.

Seneca Falls Central School District
Board of Education Meeting
October 24, 2024-6:00 PM
Robert McKeveny Board/Training Room

BOE Present

Deborah Corsner, Anthony Ferrara, Cara Lajewski, Matthew Lando, Denise Lorenzetti, Joseph McNamara, Michael Mirras, and Erica Sinicropi

BOE Absent

Heather Zellers and Searah Reardon, Student Board Member

Others Present

Dr. Michelle Reed, James Bruni, Jodie Verkey, Amy Hibbard, Janet Clendenen, Mel Morrin, Jamie Oberdorf and numerous students and family members.

Michael Mirras called the meeting to order at 6:00 pm. A quorum of the Board of Education was present; the Pledge of Allegiance was said.

Approval of Agenda

Michael Mirras asked for a motion to approve the agenda as listed:

X. Consent Agenda

B. Appointments

Add under 3. 2024-2025 Coaching Appointments

Mark Solan	8 th Grade Boys Basketball Coach	\$2,234.11	Teacher
Jacob Anderson	8 th Grade Boys Basketball NON-Paid Assist.	n/a	Teacher
William Corwin	Varsity Indoor Track Non Paid Assist.	\$2,000.00	Teacher

Add under E. 2024-2025 Transportation Request-Request to FL Christian School added

Cara Lajewski made the motion, seconded by Matthew Lando.

Yes 8 No 0 Abstain 0 Motion carried

Approve or Amend

Board Minutes

October 10, 2024

Michael Mirras asked for a motion to approve the Board of Education minutes dated October 10, 2024.

Anthony Ferrara made the motion, seconded by Matthew Lando.

Yes 8 No 0 Abstain 0 Motion carried

Treasurer's Reports

Michael Mirras asked for a motion to approve the following Treasurer Reports:

1. May 2024 Treasurer's Report
2. June 2024 Treasurer's Report

Cara Lajewski made the motion, seconded by Matthew Lando.

Yes 8 No 0 Abstain 0 Motion carried

Extra-Curricular Treasurer's Report

Michael Mirras asked for a motion to approve the Extra-Curricular Treasurer Report for September 2024.

Matthew Lando made the motion, seconded by Cara Lajewski.

Yes 8 No 0 Abstain 0 Motion carried

Recognitions, Celebrations and Presentations

Rose Hill Mansion Field Trip

Mark Solan and students Gavin Tompkins, Andi VanBortel, and Cody Schultz

- On 9/27, the Seneca Falls Middle School 8th Graders went to Rose Hill Mansion to learn about life in the Civil War Era.
- On this Field Trip, students listened to numerous presenters speaking about a variety of subjects such as artillery, weaponry, saddles and use of Cavalry in the Civil War, Civil War Shoppe and provisions, life in the home, music, medical care during the civil war to mourning in the 19th century.
- Students saw the Civil War from the perspective of reenactors and trained historians, shedding a new light on the lives of those who fought in America's deadliest conflict.
- Our Students embodied our Be B.L.U.E. philosophies on the trip. Our Staff members received several compliments from the staff at Rose Hill Mansion and the reenactors on the way in which they conducted themselves during the trip.
- Thank you to Historic Geneva and W. Averell H. Bauder for providing this experience to our Seneca County Students!!

Jamie Oberdorf

Jamie Oberdorf, with help from students, led the Board of Education in a Brain Architecture game.

Administrator Reports

Frank Knight Elementary School

Janet Clendenen (Frank Knight Elementary School) reported on the following Goals & Updates

Goal 1: 75% of K-2 students will score Approaching/At/Above on the Fountas & Pinnell Benchmark Assessment.

- Steps:
- The literacy block expectations will be reviewed with all faculty members.

- Ongoing professional development pertaining to the Science of Reading will occur through half-day release time.
- Teachers will implement literacy block expectations.
- Teachers will administer the F&P assessment three times during the school year.
- The School Improvement Team will share out data after each administration.
- Teachers will consult with the Literacy Coach; the Literacy Coach will model methods and strategies in classrooms

Goal 2: 95% of students (K-2) will have met their growth target on the iReady Math Diagnostic.

- Students will complete the iReady Math Diagnostic three times during the school year.
- Teachers will schedule 45 minutes per week of iReady Math instruction.
- Discussions about iReady Math data will occur at grade level meetings.

Goal 3: 15% or less of PK-2 students will be identified as chronically absent per the NYSED published Attendance Reports

- Teachers will email building administration with attendance concerns.
- Communication with parents/guardians will occur through emails, phone calls, letters, newsletters, and/or home visits.
- Staff will hold student meetings to identify root causes of absences.
- MTSS will facilitate monthly process meetings with administration, school counselors, and the school psychologist.
- Attendance intervention plans will be implemented and monitored during monthly meetings.
- Faculty will discuss ideas and suggestions to help improve attendance.

Celebrations:

- The annual UPK Family Information Meeting was a success with 32 parents representing 29 students on August 21. Our UPK Meet and Greet was also a success with 33 students and their adults attending on August 26. Our Kindergarten Meet and Greet was hosted on August 28 with 73% of students and their adults attending. We hosted Open House on October 17. This replaced the former Curriculum Night. 7 community groups/agencies attended. Great night for everyone.
- B.L.U.E. Celebrations: Frank Knight had their first B.L.U.E. reward assembly on Friday, October 4. They celebrated with Spookley Day. They started the fun event with a reading of Spookley the Square Pumpkin and students were able to decorate staff members as pumpkins. The messaging was celebrating their own uniqueness. Students also watched Spookley during lunch and received their own Spookley pumpkin to decorate and hang in the hallway for classes to enjoy a pumpkin walk.
- PTO Fun: Grade level roller skating parties have started! Thank you again to ECS for hosting. ECS also hosted their fall Book Fair this week. A huge thank you to the parent volunteers who made it possible!

Upcoming Events:

- Kindergarten Pumpkin Patch Field Trip: October 22
- PTO Sponsored Trunk or Treat: October 19
- Halloween Sing Along: October 31
- Veterans Day Program: November 8

Elizabeth Cady Stanton Elementary School

Amy Hibbard (Elizabeth Cady Stanton Elementary School) reported on the following Goals & Updates:

Goal 1: 65% of 3-5 students will score approaching, at or above on the Fountas & Pinnell Benchmark Assessment. PD provided by Literacy Coach to all grade levels on Science of Reading Overview & Briefs and Explicit Instruction

- PD provided by Literacy Coach on each of the "Big 6" skills and competencies of the Science of Reading
- Literacy Coach to provide modeling & coaching in the classroom to support the "Big 6" skills instruction
- Faculty visits to other districts that have implemented Science of Reading curriculum and assessments
- Faculty will investigate Science of Reading curriculum and assessments
- Faculty will develop explicit instructional strategies to teach ELA foundational skills
- Use iReady data to personalize instruction at students' levels

Goal 2: 13% or less of K-5 students will be identified as chronically absent.

- Communicate with all parents in September of those who were chronically absent last year
- Start breakfast groups in September
- Investigate implementation of attendance support agreement with families
- Provide PD on DEI best instructional practices
- Tiered attendance meetings every other week to review warning flags in Panorama and implement interventions (social skills groups, peer-relationship groups, after-school clubs, etc.)

Goal 3: The # of classroom removals will decrease by at least 15 in the 2nd & 3rd trimester compared to the 1st.

- Teachers will implement trauma-sensitive classroom strategies & build strong relationships to create a safe and
- welcoming environment for all students
- Provide PD on culturally responsive engagement strategies
- Provide SEL lessons on topics such as dealing with frustration, empathy, problem solving, and any other topics that the data shows are needed

- Provide PBIS lessons on: empathy, peer interventions, respecting a substitute and any other topics that the data shows are needed
- Tiered behavior meetings every other week to review data and implement interventions
- Teachers will establish positive relationships with families early in the school year
- Explicit instruction on safe & appropriate behavior

Celebrations

- Third grade orientation (74% attended) and Gr. 4 & 5 Open House (68% attended). Both were successful events with 9 community organizations in attendance at our Open House.
- PBIS - we hope to have a special guest at our BLUE Bash every other month. We started with Sensei John from Transform Karate in September.
- Grade 5 Field Trip to FLCC and Grade 4 Field Trip to "Fun on the Farm" were both a success.

Upcoming Events

- Annual Pumpkin Walk Friday, October 25 from 6 - 7:30 pm
- Red Ribbon Week October 28 - 31
- Cady Stanton Round Table, November 7, 2024

Director of Curriculum and PD

Jodie Verkey, Director of Curriculum and Professional Development

Goal #1: At the conclusion of the 24-25 year 70% of all K-5 students will achieve approaching/on/above on the F & P Benchmark Assessment.

- Literacy Coach training to each grade level on Science of Reading briefs and Big 6 (phonemic awareness, phonics, fluency, vocabulary, oral language, comprehension)
- Literacy Coach supports literacy practices in classroom setting (co-teaching or modeling instructional practices related to briefs)
- Mentor Program- meeting with each new teacher monthly to ensure specific professional development is available
- to each and individual teacher assimilation & growth occurs
- Blue Ribbon Commission- Provide professional development on project based learning; demonstration of
- standard mastery on multiple assessment options
- 6 teachers attendance at LETRS training

Goal #2: At the end of the 24-25 year, 10% or less of all students will be identified as chronically absent

- DCIP interventions have begun at each building
- American Indian subgroups- 2 /5 in good standing at FK; 1 /8 in good standing at CS and MS; 1 / 5 in good standing at the HS

Goal #3: 80% of K-8 students will achieve approaching/on/above grade level proficiency on iReady Reading Benchmark Assessment.

- K-5: Provide 45 minutes of lesson instruction in iReady platform at student level in reading and math to meet students where they are
- Build strong literacy skills in all students through Science of Reading best instructional practices professional development
- Provide interventions (through building level teams and MTSS Coordinator) to support student growth and skill development in reading and math

Next Steps:

- Monitoring DCIP intervention progress and attendance data impact
- Review teacher feedback on literacy PD and make adjusts with Literacy Coach
- Meet with mentees/mentors approximately every 6 weeks to provide necessary support to maximize positive impacts on students and retain teachers due to strong support and connection
- MTSS Coordinator support in implementing PLCs & supporting MTSS teams

Celebrations

- F & P Benchmark scores have increased to begin the year in both elementary buildings from last year
- Hiring of a highly qualified and trained Science of Reading Literacy Coach with a mapped out intensive PD schedule
- 12 teachers engaged in PD on Science of Reading in addition to internal training
- Opening days in August received positive feedback (70 responses)

Public Comment

The Seneca Falls Board of Education welcomes public comment. Speakers may comment on matters related to agenda items specifically or district matters generally. No speaker will be permitted to speak for longer than three (3) minutes. Public comments will be limited to thirty (30) minutes. All speakers and observers are to conduct themselves in a civil manner. Obscene language, defamatory statements, threats of violence, statements advocating racial, religious, or other forms of prejudice will not be tolerated. In the unlikely event the meeting becomes unruly, the board will recess the meeting and return once order has been restored.

Persons addressing the Board of Education during public comment should not expect to engage in discussion with the Board. The Board will not permit any comments involving specific individual personnel or students.

Questions and comments from the public concerning matters which are not on the agenda will be referred to the Superintendent. Persons wishing to have matters included on the agenda shall contact the Superintendent in accordance with Policy 2342, Agenda Preparation.

Committee Reports
Audit Committee Report

Warrants 10/01/2024-10/31/2024

Warrant A (26)	\$ 370,546.58
Warrant A (27)	\$ 39,685.55
Warrant C (10)	\$ 15,467.84
Warrant C (11)	\$ 9,753.48
Warrant F (9)	\$ 6,222.00
Warrant F (10)	\$ 8,712.32

Superintendent Report

Dr. Reed reported that she would share the Community Survey results. There were 146 responses, seven (7) of which were students.

BOE President Report

Michael Mirras reported that he took part in the Annual NYSSBA Convention by digital experience.

BOE Member Comments

Denise Lorenzetti reported that she had attended the Annual NYSSBA Convention in New York City. It was a good experience.

Joseph McNamara stated that the Strengths, Opportunities, Aspirations, Results (SOAR) Analysis Survey Addresses things the Board has already done. He stated that it seems the Board should have a positive approach for what the Board/district already has.

Important Dates to Remember

- November 2, 2024- BOE Meeting/Workshop
- November 7, 2024-BOE Meeting/Elizabeth Cady Stanton Elementary School Roundtable
- November 8, 2024-Veteran's Day Assembly (9:45 am)-Frank Knight Elementary School
- November 11, 2024-Veteran's Day
- November 16, 2024-Four County SBA Legislative Committee Mtg. 9:00 am (Zoom)
- November 21, 2024-BOE Meeting
- November 25, 2024- Four County SBA General Membership Meeting (Brian Fessler, NYSSBA Director of Governmental Relations
- Nov. 27-28, 2024-No School for students & 10 month employees-Thanksgiving break

Consent Agenda

Resignations/Retirements/Terminations

SFEA

None at this time

SFSSA

Upon the recommendation of the Superintendent, the Board of Education accepts the following Support Staff resignation:

Name: Medina Larsen
Position: Teacher Aide
Effective: 10/15/2024

Appointments

Professional Appointment(s)

None at this time

Annual Appointment

Upon the recommendation of the Superintendent, the Board of Education approves following annual appointment for the 2024-2025 school year.

Position	Employee	Stipend
MTSS Case Manager	Mark Solan	\$606

2024-2025 Coaching Appointments

Upon the recommendation of the Superintendent, the Board of Education approves following coaching appointments for the 2024-2025 school year.

Employee	Sport/Position	Stipend	Certification
Pat Prayne	Varsity Boys Basketball Coach	\$4,950.46	PCL Basketball Exp. 01/31/25
Charlie Foster	JV Boys Basketball Coach	\$3,470.63	PCL Basketball Exp. 01/31/26
Rhett Ticconi	Varsity Boys Basketball- Paid Assist.	\$2,000.00	TCL 2 nd -4 th Renewal Exp. 08/31/25
Devin Anderson	Varsity Boys Basketball-Non-Paid Assist.	Non-Paid	Teacher
Mark Solan	8th Grade Boys Basketball Coach	\$2,234.11	Teacher
Jacob Anderson	8th Grade Boys Basketball NON-Paid Assist.	n/a	Teacher
Jake Jones	7 th Grade Boys Basketball Coach	\$2,234.11	Teacher
Hannah Brown-Trice	Girls Basketball -Varsity Coach	\$4,950.46	TCL 1 st Renewal Exp. 01/31/26

Corey Foster	Girls Basketball -JV Coach	\$3,470.63	PCL Basketball 01/31/27
Jessica Lambert	8 th Grade Girls Basketball Coach	\$2,234.11	Phys. Ed. Teacher
Nathan Rarick	7 th Grade Girls Basketball Coach	\$2,234.11	Phys. Ed. Teacher
Ashley Leederman	Varsity Girls Basketball –Paid Assist.	\$2,000.00	Phys. Ed. Teacher
Heidi Miller	Varsity Girls Basketball –Non-Paid Assist.	Non-Paid	TCL Basketball Exp. 01/31/25
Tony Ryrko	Girls Basketball –Non-Paid Assistant	Non-Paid	TCL Basketball Exp. 08/31/25
Mike Miller	8 th Gr. Girls Basketball –Non-Paid Assistant	Non-Paid	
Deanna Connolly	Varsity Bowling Coach	\$3,706.46	TCL Bowling Exp. 01/31/25
Adam Jones	Varsity Wrestling Coach	\$4,950.46	Phys. Ed. Teacher
Scott Redding	Varsity Indoor Track Coach	\$3,706.46	Phys. Ed. Teacher
Marnie Impastato	Modified Indoor Track Coach	\$2,234.11	PCL T & F Exp. 08/31/26
William Corwin	Varsity Indoor Track Non Paid Assist.	\$2,000.00	Teacher

Civil Service Appointments

Upon the recommendation of the Superintendent, the Board of Education approves the following civil service position(s) *(All appointments are conditional until paperwork is completed and fingerprints are cleared)*.

Name: Alateisha Johnson
 Position: School Bus Monitor
 Effective: 10/25/2024
 Probationary Period: 10/25/2024 through 10/25/2025
 Hours/day: 2.0 hours/day
 Hourly Rate: \$16.00

Name: Janita Barnard
 Position: Cashier/FSH
 Effective: 10/25/2024
 Probationary Period: 10/25/24 through 10/24/25
 Hours/day: 3.75
 Hourly Rate: \$16.48

Name: Kristen Hooper
 Position: Cashier/FSH
 Effective: 10/25/2024
 Probationary Period: 10/25/24 through 10/24/25
 Hours/day: 3.75
 Hourly Rate: \$16.48

Substitute Appointments

Upon the recommendation of the Superintendent, the Board of Education approves the following substitute appointment(s) *(All appointments are conditional until paperwork is completed and fingerprints are cleared)*.

Name: John Cronin
 Position: Substitute Teacher
 NYSED Certification: Literacy Birth-Gr. 6, Literacy 5-12 and ELA 7-12 (Professional Certification)
 Effective: 10/25/2024

Probationary to Permanent

Upon the recommendation of the Superintendent, the Board of Education approves the probationary to permanent appointment of the following employee(s):

Employee	Position	Effective
Cody Hart	Cleaner	10/30/2024

CSE Minutes

Upon the recommendation of the Superintendent, the Board of Education approves the following CSE Minutes: 09/03/2024, 10/01/2024, 10/02/2024, 10/03/2024, 10/07/2024, 10/08/2024, 10/09/2024 (1), 10/09/2024 (2), 10/10/2024 (1), 10/10/2024 (2), 10/11/2024, 10/15/2024

Gifts and Donations

Upon the recommendation of the Superintendent, the Board of Education accepts the following gifts or donations:

Donor	Amount	Account	
Reynolds Battery L. 1 st NY Light Artillery	\$250.00	A2705	Offset expenses incurred during 8 th Gr. Field trip to Rosehill Mansion

2024-2025 Transportation Requests

Upon the recommendation of the Superintendent, the Board of Education approves the following requests for transportation for the 2024-2025 school year.

Student	Transport Request
	Finger Lakes Christian School, 2291 Route 89 Seneca Falls

Overnight Conference Requests/Field Trips
None at this time

Michael Mirras asked for a motion to approve the consent agenda as listed.
Matthew Lando made the motion, seconded by Erica Sinicropi.
Yes 8 No 0 Abstain 0 Motion carried

Old Business
Correction to
Oct. 10, 2024 appointment

Michael Mirras asked for a motion to approve the following correction as listed:

4. Civil Service Appointments

c. Name: Marty Kerfien

Position: Cleaner

Effective: ~~10/15/2024~~ 10/31/2024

Probationary Period: ~~10/15/2024 through 10/14/2025~~ 10/31/2024 through 10/30/2025

Hours/day: 8.0

Hourly Rate: \$15.71

Cara Lajewski made the motion, seconded by Deborah Corsner.
Yes 8 No 0 Abstain 0 Motion carried

New Business
Budget Transfers

Michael Mirras asked for a motion to the recommendation of the Superintendent, the Board of Education approves the following 2024-2025 budget transfers:

From Account:	Amount	To Account:	Reason:
A2810-400-00-9999	\$75,301.60	A1622-400-00-0000	Move SRO payments to A1622 from A2810
A2250-150-01-0000	\$35,000.00	A1622-450-00-0000	To cover the cost of NY Safe Act Security Cameras and AED machines

Cara Lajewski made the motion, seconded by Matthew Lando.
Yes 8 No 0 Abstain 0 Motion carried

2023-2024 External Audit
Corrective Action Plan

Michael Mirras asked for a motion to accept the Corrective Action Plan relating to findings or recommendations made during the 2023-2024 External Audit for the District's Financial Statement and Management Letter, as recommended by the Audit Committee.

Cara Lajewski made the motion, seconded by Matthew Lando.
Yes 8 No 0 Abstain 0 Motion carried

Budget Workshop

James Bruni reviewed the 2021-2024 ARP Stimulus Funding.

73%-ARP Federal Learning Loss (\$2,276,384.00 expensed)

17%-ARP State Learning Loss (\$539,702.00)

4%-ARP after School Learning (\$107,943.83 expensed)

4%-ARP Summer Learning (\$107,939.28 expensed)

2%-ARP Sec. 611 Special Education (\$71,691.00 expensed)

0%-ARP Sec. 619 Special Education (\$7,982.00 expensed)

0%-ARP Homeless (\$9,056.61 expensed)

Executive Session
None at this time

Adjourn

Michael Mirras asked for a motion to adjourn the meeting at 7:42 pm.

Matthew Lando made the motion, seconded by Cara Lajewski.
Yes 8 No 0 Abstain 0 Motion carried

Monica Kuney, District Clerk

**SENECA FALLS CENTRAL SCHOOL DISTRICT
MONTHLY REPORT OF THE TREASURER
PERIOD ENDING July 2024**


CASH BALANCE ON HAND:	GENERAL FUND	SCHOOL LUNCH FUND	FEDERAL FUND	CAPITAL FUND	DEBT SERVICE FUND
OPENING BALANCE:	\$16,830,090.85	\$185,365.45	\$148,308.45	\$3,783,185.98	\$1,041,012.23
+ CASH RECEIPTS	\$1,072,516.97	\$51,979.19	\$810,878.49	\$1,007.42	\$4,583.13
- CASH DISBURSEMENTS:	\$1,382,869.45	\$4,429.75	\$52,576.02	\$188,862.45	
CLOSING BALANCE:	\$16,519,738.37	\$232,914.89	\$906,610.92	\$3,595,330.95	\$1,045,595.36

BANK RECONCILIATION:	GENERAL FUND	SCHOOL LUNCH FUND	FEDERAL FUND	CAPITAL FUND	DEBT SERVICE FUND
CHECKING BANK STATEMENT BALANCE	\$3,743,631.86	\$236,031.38	\$939,888.31	\$3,624,644.95	\$1,045,595.36
+ OUTSTANDING DEPOSITS	\$1,125.00				
ADJUSTED CHECKING BALANCE	\$3,744,756.86	\$236,031.38	\$939,888.31	\$3,624,644.95	\$1,045,595.36
-OUTSTANDING CHECKS	\$592,989.94	\$3,116.49	\$33,277.39	\$188,862.45	
+SAVINGS ACCOUNTS & INVESTMENTS	\$2,188,245.11	\$0.00	\$0.00	\$159,548.45	\$0.00
+MISCELLANEOUS RESERVES	\$6,837,843.77	\$0.00	\$0.00	\$0.00	\$0.00
+CAPITAL RESERVES	\$4,341,882.57	\$0.00	\$0.00	\$0.00	\$0.00
CLOSING BALANCE:	\$16,519,738.37	\$232,914.89	\$906,610.92	\$3,595,330.95	\$1,045,595.36

Received by the Board of Education and entered as a part of the minutes of the Board meeting held October 10, 2024

Clerk of the Board of Education

This is to certify that the above Cash Balance is in agreement with my bank statement, as reconciled.



Treasurer of School District

SENECA FALLS CSD

Bank Reconciliation for period ending on 7/31/2024



Account: General Fund Checking
 Cash Account(s): A 200

Ending Bank Balance:		17,111,603.31
Outstanding Checks (See listing below):	-	592,989.94
Deposits in Transit:	+	0.00
Other Credits:	+	1,125.00
Other Debits:	-	0.00

Adjusted Ending Bank Balance: 16,519,738.37

Cash Account Balance: 16,519,738.37

Outstanding Check Listing

Check Date	Check Number	Payee	Amount
12/17/2020	600900	EDUWARE INC	612.00
12/30/2020	600944	VAN CLEEF APARTMENTS CO I, LP	18.00
01/28/2021	601047	ESTATE OF FREDERICK DILLON JR	104.38
02/11/2021	601102	SCOTT A. GROVE	10.00
02/25/2021	601180	SCOTT A. GROVE	10.00
02/25/2021	601203	DENISE WEHRLE	86.00
03/25/2021	601338	SCOTT A. GROVE	5.00
03/25/2021	601351	CHRISTOPHER SMITH	5.00
04/08/2021	601401	CARLO LORENZETTI JR.	86.70
06/10/2021	601797	MUSIC & ARTS CENTERS	2,314.51
06/10/2021	601808	SCOTT SAXTON	86.00
10/21/2021	602543	CENTURY HOUSE HOTEL LLC	115.00
12/02/2021	602764	SHAWN BURNS	15.00
12/09/2021	602825	SHAWN BURNS	5.00
12/17/2021	602955	MICHAEL PUCINO	250.00
01/20/2022	603122	ALLISON CRAWFORD	50.00
02/24/2022	603354	JODIE VERKEY	34.51
03/17/2022	603458	MARY ELLEN TRUE	30.00
04/07/2022	603548	MICHAEL MILLER	18.01
04/28/2022	603656	CHRISTOPHER LYON	2.76
04/28/2022	603658	GAIL MCMILLIAN-THOMPSON	17.54
06/09/2022	603974	WILLIAM KORZENIEWSKI	100.00
06/30/2022	604123	BARRY & KATHY FITZGERALD	47.00
06/30/2022	604124	JESSICA FOULKROD	10.00
10/06/2022	604698	JODIE VERKEY	240.00
10/27/2022	604862	TIFFANY NYE	10.00
11/03/2022	604949	CHRISTINE M. TOMPKINS	27.25
11/09/2022	604959	DAWN DONK	28.00
12/15/2022	605178	GAIL MCMILLIAN-THOMPSON	250.00
12/15/2022	605183	MICHAEL PUCINO	250.00
01/12/2023	605409	MARJORIE WOOD	30.00
02/23/2023	605643	BRIAN M HEITMANN	5.00
03/30/2023	605846	CAROLYN WOOD	30.26
04/05/2023	605863	BRIAN M HEITMANN	5.00

SENECA FALLS CSD

Bank Reconciliation for period ending on 7/31/2024



Check Date	Check Number	Payee	Amount
08/03/2023	606619	MORGAN SANDLAS	50.00
08/17/2023	606700	LAURAL MARTIN-TANNER	48.00
10/19/2023	607125	MARK'S PIZZERIA	178.32
11/08/2023	607291	MARK'S PIZZERIA	109.40
11/08/2023	607293	MUSIC & ARTS CENTERS	200.14
12/14/2023	607568	MUSIC & ARTS CENTERS	64.96
01/04/2024	607682	MUSIC & ARTS CENTERS	536.93
01/25/2024	607826	BRIAN M HEITMANN	10.00
02/08/2024	607919	JIM FAIRBANKS	75.00
02/08/2024	607926	BRIAN M HEITMANN	45.03
03/21/2024	608175	SHAWN BURNS	15.00
05/09/2024	608496	JIM FAIRBANKS	60.00
05/09/2024	608513	MARK'S PIZZERIA	179.46
05/22/2024	608616	JIM FAIRBANKS	60.00
06/06/2024	608716	JIM FAIRBANKS	120.00
06/06/2024	608742	ROBERT WOOD	6.92
06/07/2024	608743	Aaron D. Powers	84.55
06/07/2024	608754	Albert A. Gallina-LE Sr.	229.32
06/07/2024	608755	Albert Gaglianese	84.55
06/07/2024	608758	Albino Pascual	84.55
06/07/2024	608767	Amanda V. Stone	84.55
06/07/2024	608781	Andrew P. Giannino	84.55
06/07/2024	608783	Andrew S. Yakawiak	84.55
06/07/2024	608828	Barbara Crosby LE	229.32
06/07/2024	608829	Barbara E. Hanlin	229.32
06/07/2024	608839	Bernardo Leone Est.	84.55
06/07/2024	608861	Brian M. Devine	84.55
06/07/2024	608886	Carrie A. King	84.55
06/07/2024	608910	Chester A. Kuplinski	84.55
06/07/2024	608914	Christine Garafalo	84.55
06/07/2024	608927	Christopher Little	84.55
06/07/2024	608936	Conchetta M. Brown	84.55
06/07/2024	608959	Daniel Pickard	84.55
06/07/2024	608971	Darrald D. Jensen	84.55
06/07/2024	608995	David S. Roubie	229.32
06/07/2024	609017	Debra A. Sowards-LE	84.55
06/07/2024	609087	Emil J. Bove Jr	84.55
06/07/2024	609106	Frank Caratozzolo	84.55
06/07/2024	609137	George M. Morehouse, LE	84.55
06/07/2024	609144	Gerald Ortego	84.55
06/07/2024	609146	Gerardo Manzari	229.32
06/07/2024	609147	Gilbert Santana	84.55
06/07/2024	609156	Gloria J. Marciano LE	229.32
06/07/2024	609164	Gregory L. Pace	229.32
06/07/2024	609168	Guy B. Hock Jr.	84.55
06/07/2024	609225	James Tanner	84.55

SENECA FALLS CSD

Bank Reconciliation for period ending on 7/31/2024



Check Date	Check Number	Payee	Amount
06/07/2024	609226	James Troisi	84.55
06/07/2024	609227	James W. Fairbanks	229.32
06/07/2024	609242	Jean A. Miller	84.55
06/07/2024	609254	Jeffrey J. Quill	84.55
06/07/2024	609336	John R. Levis III	84.55
06/07/2024	609338	John Roth	84.55
06/07/2024	609345	John Wilkie	84.55
06/07/2024	609348	Jon M. Tonsoni	84.55
06/07/2024	609357	Joseph A. Nigro III	84.55
06/07/2024	609382	Joshua D. Kurdziolek	84.55
06/07/2024	609394	Karen A. Balbierer	84.55
06/07/2024	609402	Katherine Noha	229.32
06/07/2024	609427	Kerrigan R. Hooper	84.55
06/07/2024	609457	Laverne C. Lafler-LE	229.32
06/07/2024	609503	Mahesh Chandak	84.55
06/07/2024	609505	Marc E. Baker	84.55
06/07/2024	609506	Marchael Heitmann	229.32
06/07/2024	609510	Margaret C. Sabino	84.55
06/07/2024	609513	Maria N. Leone-LE	229.32
06/07/2024	609543	Marsha C. Ryck	229.32
06/07/2024	609557	Mary J. Switzer	229.32
06/07/2024	609564	Mary L. Lorenzetti	229.32
06/07/2024	609565	Mary Lopez	229.32
06/07/2024	609589	Melinda L. Ziembiec	84.55
06/07/2024	609590	Melisa Polizzotto	84.55
06/07/2024	609595	Michael A. Bruch	84.55
06/07/2024	609598	Michael A. Rossetti	84.55
06/07/2024	609613	Michael Gallina	229.32
06/07/2024	609619	Michael J. Leone-LE	84.55
06/07/2024	609620	Michael J. Warrick	84.55
06/07/2024	609661	Neil P. Sassano	84.55
06/07/2024	609678	Patricia Avery	84.55
06/07/2024	609688	Patrick W. Muldoon	84.55
06/07/2024	609727	Raymond C. Lapp- LE	229.32
06/07/2024	609734	Raymond R. Uticone	84.55
06/07/2024	609753	Richard Hunt	84.55
06/07/2024	609760	Richard Langley	84.55
06/07/2024	609783	Robert C. Smith	229.32
06/07/2024	609800	Robert L. Pfeiff Trust	229.32
06/07/2024	609806	Robert Novosel	229.32
06/07/2024	609869	Scott E. Spinner	84.55
06/07/2024	609878	Scott W. Rogers	84.55
06/07/2024	609882	Sean Powers	84.55
06/07/2024	609903	Stanley Kime-LE	84.55
06/07/2024	609905	Stella Pokrzywa	229.32
06/07/2024	609917	Stephen K. Ellis	84.55

SENECA FALLS CSD

Bank Reconciliation for period ending on 7/31/2024



Check Date	Check Number	Payee	Amount
06/07/2024	609970	Thomas H. Dyson	84.55
06/07/2024	609987	Timothy A. Snyder	84.55
06/07/2024	610014	Van D. Pham	84.55
06/07/2024	610019	ViJay B. Tewari	84.55
06/07/2024	610034	Walter J. Gable	64.90
06/07/2024	610035	Warren Fong	84.55
06/07/2024	610042	William E. Farrelly	229.32
06/07/2024	610049	William L. Flynn Est.	229.32
06/07/2024	610052	William Morrissey	84.55
06/18/2024	610098	NEW YORK STATE EDUCATION DEPARTMENT	477.40
06/27/2024	610123	KRIS BONNEY	84.55
06/27/2024	610144	MARGARET JENKINS	84.55
06/27/2024	610147	FAITH LEWIS	59.99
06/28/2024	610120	SENECA FALLS EDUCATIONAL ASSOC	6,288.82
06/28/2024	610167	RHINEHART S BARBARA	229.32
06/28/2024	610169	TOWN OF SENECA FALLS DEPARTMENT	4,614.00
06/30/2024	610171	AUBURN ENLARGED CITY SCHOOL DI	3,166.44
06/30/2024	610172	DAVID K. BAKER	162.00
06/30/2024	610177	CALABRESE-JOHNS KRISTA	20.49
06/30/2024	610178	CAMPESE APRIL	1.55
06/30/2024	610179	PAULA COFFEY	85.50
06/30/2024	610181	COUNTRY MAX STORES	71.88
06/30/2024	610184	DECKER MELISSA	6.90
06/30/2024	610202	LORENC AMY	16.04
06/30/2024	610204	MAJOR MAE	5.60
06/30/2024	610205	MIRRAS MICHAEL	27.30
06/30/2024	610207	NEW YORK STATE EDUCATION DEPARTMENT	477.40
06/30/2024	610210	ELIZABETH OLMSTEAD	15.95
06/30/2024	610211	ORSINI KHRISTINE	16.10
06/30/2024	610212	PALMER GARY	1.29
06/30/2024	610215	MICHELLE REED	146.73
06/30/2024	610218	SENECA FALLS SCHOOL LUNCH PROG	156.46
06/30/2024	610219	SINICROPI JAMES	4.30
06/30/2024	610222	UNION SPRINGS CENTRAL SCHOOL	184.99
06/30/2024	610223	URQUHART JOSEPH	28.95
06/30/2024	610227	WHITEMAN AARON	6.25
06/30/2024	610230	ZWICK TRISHA	2.57
07/18/2024	610247	NAVIGATE360 LLC	2,520.00
07/18/2024	610250	PTSI	450.00
07/18/2024	610252	MICHELLE REED	146.73
07/18/2024	610254	UNITED STATES TREASURY-	882.00
07/18/2024	610262	WAYNE FINGER LAKES BOCES	810.00
07/24/2024	610263	AMAZON CAPITAL SERVICES INC	262.66
07/24/2024	610264	APPLE INC.	300.00
07/24/2024	610265	ASBO NEW YORK	520.00
07/24/2024	610266	BOND, SCHOENECK & KING, PLLC	8,554.70


SENECA FALLS CSD

Bank Reconciliation for period ending on 7/31/2024



Check Date	Check Number	Payee	Amount
07/24/2024	610267	CAROL BREESE	15.00
07/24/2024	610268	BUELL FUEL LLC	667.54
07/24/2024	610269	LINDA BUSH	20.00
07/24/2024	610270	KATIE BUTLER	564.68
07/24/2024	610271	JEFFREY DE LONG	20.00
07/24/2024	610272	EDUCAIDE SOFTWARE	695.00
07/24/2024	610273	EMPIRE NATURAL GAS CORP	43.92
07/24/2024	610274	ENERGY CO-OP OF AMERICA, INC.	8,668.06
07/24/2024	610275	EXCELLUS HEALTH PLAN - GROUP	462,084.83
07/24/2024	610276	JIM FAIRBANKS	15.00
07/24/2024	610277	FERRARA LUMBER	758.63
07/24/2024	610278	FINGER LAKES / CASTLE	72.30
07/24/2024	610279	FINGER LAKES DAIRY SVCS., INC.	12.99
07/24/2024	610280	FLH MEDICAL PC	690.00
07/24/2024	610281	FRED'S FLAGS	695.00
07/24/2024	610282	GARY FRENCH	9.69
07/24/2024	610283	GRAINGER	4.09
07/24/2024	610284	HEFFRON CARRIE	34.84
07/24/2024	610285	MONICA KUNEY	29.75
07/24/2024	610286	LAKESHORE LEARNING MATERIALS	135.00
07/24/2024	610287	LANDPRO EQUIPMENT LLC	416.90
07/24/2024	610288	LEAF	774.00
07/24/2024	610289	JAMES MARLEY	25.00
07/24/2024	610291	NYS UNEMPLOYMENT INSURANCE	535.29
07/24/2024	610293	PETERMAN PATRICIA	125.00
07/24/2024	610294	PIONEER ATHLETICS	1,395.00
07/24/2024	610295	SCHOLASTIC INC	1,835.24
07/24/2024	610296	SECURLY INC	1,480.00
07/24/2024	610297	TEACHING STRATEGIES LLC	4,107.00
07/24/2024	610298	UNITED SUPPLY CORP	34.42
07/24/2024	610299	ZONAR SYSTEMS INC	274.05
07/24/2024	610300	WAYNE-FINGER LAKES BOCES	57,757.40
07/30/2024	610301	NYS CHILD SUPPORT PROCESSING	711.60
07/30/2024	610302	SENECA COUNTY SHERIFF	84.65

Outstanding Check Total: 592,989.94


Prepared By


Approved By

SENECA FALLS CSD

Bank Reconciliation for period ending on 7/31/2024



Account: Payroll Account
Cash Account(s): A 200P, TA 200A

Ending Bank Balance:		15,917.49
Outstanding Checks (See listing below):	-	15,917.49
Deposits in Transit:	+	0.00
Other Credits:	+	0.00
Other Debits:	-	0.00

Adjusted Ending Bank Balance: 0.00

Cash Account Balance: 0.00

Outstanding Check Listing

Check Date	Check Number	Payee	Amount
08/30/2021	652666	SARA DEATHERAGE	42.95
11/15/2021	652778	MICHAEL R. PUCINO	400.98
11/30/2021	652841	DAPHNA BENDULL	46.17
06/15/2022	652955	MADELYN G. REPPUCCI	400.59
09/15/2022	653046	JESSICA A. LAMBERT	37.09
09/15/2022	653064	KIMBERLY A. HENDY	46.26
12/15/2022	653128	CASSIDY A. ADAMS	50.79
08/15/2023	61520232	NANCY A. LETO-ROWLES	26.97
06/28/2024	653530	ELIZABETH L. JONES	750.80
06/28/2024	653554	MATTHEW P. BIENVENUE	323.22
06/28/2024	653559	LAURA D. FITZGERALD	3,211.72
06/28/2024	653561	DOUGLAS E. JONES	2,560.25
06/28/2024	653565	WILLIAM MOREY	799.75
06/28/2024	653572	JOSEPH A. JACUZZO	101.81
07/15/2024	653592	JAMES W. FAIRBANKS	106.20
07/15/2024	653607	MATTHEW P. BIENVENUE	1,252.66
07/15/2024	653615	KELLY A. TAYLOR	155.14
07/15/2024	653618	NICOLE SPITZER	324.15
07/30/2024	653620	DEBORAH E. MEAD	229.02
07/30/2024	653621	BETHANY M. BOYES	466.68
07/30/2024	653622	DEENA SWENSON	289.98
07/30/2024	653623	DANIEL C. KENT	634.35
07/30/2024	653624	COLLEEN M. KEEFE	2,652.11
07/30/2024	653625	MARY K. LEE	289.98
07/30/2024	653626	MELISSA MORRIN	289.98
07/30/2024	653627	KRISTEN N. POOLE	157.26
07/30/2024	653628	ELIZABETH M. TANNER	270.63

Outstanding Check Total: 15,917.49

Prepared By

Approved By

SENECA FALLS CSD

Bank Reconciliation for period ending on 7/31/2024




Account: School Lunch Checking
Cash Account(s): C 200


Ending Bank Balance:		236,031.38
Outstanding Checks (See listing below):	-	3,116.49
Deposits in Transit:	+	0.00
Other Credits:	+	0.00
Other Debits:	-	0.00

Adjusted Ending Bank Balance:		232,914.89
Cash Account Balance:		232,914.89

Outstanding Check Listing

Check Date	Check Number	Payee	Amount
06/29/2023	207233	CHRIS DE NUCCI	1.44
06/29/2023	207237	BRANDI FERRARA	10.00
06/29/2023	207246	ROBERT LUX	12.09
06/29/2023	207248	ROBERT MARKEL	10.15
06/29/2023	207251	ALICIA PARISH	3.98
06/29/2023	207259	JULIANA TAYLOR	3.28
06/29/2023	207262	LAURA WOODARD	9.13
09/14/2023	207279	SHARLENE DRAKE	36.96
12/21/2023	207361	STEPHANIE LYON-LAWRENCE	1,305.99
05/30/2024	207457	STEPHANIE LYON-LAWRENCE	1,305.99
07/24/2024	207484	GENECCO PRODUCE, INC.	215.15
07/24/2024	207485	UPSTATE NIAGARA COOPERATIVE, INC	202.33
Outstanding Check Total:			3,116.49


Prepared By


Approved By

SENECA FALLS CSD

Bank Reconciliation for period ending on 7/31/2024




Account: Special Aid Checking
Cash Account(s): F 200, FA16 200, FA17 200, FA18 200, FA19 200, FA20 200, FA21 200, FA22 200, FA224 200, FA225 200, FA23 200, FA24 200, FA25 200, FB16 200, FB17 200, FB18 200, FB19 200, FB20 200, FB21 200, FB22 200, FB23 200, FB24 200, FB25 200, FC16 200, FC17 200, FC18 200, FC19 200, FC20 200, FC21 200, FC22 200, FC23 200, FC24 200, FC25 200, FD17 200, FD18 200, FD21 200, FD22 200, FD23 200, FD24 200, FE16 200, FE17 200, FE18 200, FE19 200, FE20 200, FE21 200, FE22 200, FE23 200, FE24 200, FE25 200, FF19 200, FF20 200, FF21 200, FF22 200, FF23 200, FF24 200, FF25 200, FG16 200, FG17 200, FG18 200, FG22 200, FH16 200, FH17 200, FH18 200, FH19 200, FH20 200, FH21 200, FH22 200, FH23 200, FH24 200, FI19 200, FI20 200, FI23 200, FI24 200, FJ17 200, FJ20 200, FK22 200, FL 200, FM22 200, FN122 200, FN22 200, FN222 200, FN322 200, FN422 200, FN523 200, FN623 200, FO22 200, FP22 200, FP23 200, FP24 200, FQ22 200, FQ223 200, FR23 200, FS17 200, FS18 200, FS19 200, FS20 200, FS21 200, FS22 200, FS23 200, FS24 200, FS25 200, FT23 200, FT24 200, FT25 200, FU23 200, FV23 200, FV24 200, FW23 200, FW24 200, FX25 200

Ending Bank Balance:		939,888.31
Outstanding Checks (See listing below):	-	33,277.39
Deposits in Transit:	+	0.00
Other Credits:	+	0.00
Other Debits:	-	0.00

Adjusted Ending Bank Balance:		906,610.92
Cash Account Balance:		906,610.92

Outstanding Check Listing

Check Date	Check Number	Payee	Amount
03/21/2024	303926	ASHLEY PAPPAS	334.33
04/04/2024	303947	SARA M. PARISH	2,000.00
05/22/2024	304017	YINLONG LIU	2,000.00
07/18/2024	304065	PEACEFUL SCHOOLS	26,000.00
07/18/2024	304066	S&B COMPUTER AND OFFICE PRODUCTS INC	2,943.06
Outstanding Check Total:			33,277.39


 Prepared By


 Approved By

SENECA FALLS CSD

Bank Reconciliation for period ending on 7/31/2024



Account: Capital Projects Fund
Cash Account(s): H15 200, H17 200, H18 200, H 200, H24 200

Ending Bank Balance:		3,784,193.40
Outstanding Checks (See listing below):	-	188,862.45
Deposits in Transit:	+	0.00
Other Credits:	+	0.00
Other Debits:	-	0.00

Adjusted Ending Bank Balance: 3,595,330.95

Cash Account Balance: 3,595,330.95

Outstanding Check Listing

Check Date	Check Number	Payee	Amount
07/24/2024	102119	HUNT ENGINEERS, ARCHITECTS, LAND SURVEYORS & LANDSCAPE ARCHITECTS D.P.C.	188,862.45

Outstanding Check Total: 188,862.45

Prepared By

Approved By

SENECA FALLS CSD

Bank Reconciliation for period ending on 7/31/2024




Account: Trust & Agency Checking
Cash Account(s): A 200TA, TA 200, TC 200

Ending Bank Balance:		130,406.80
Outstanding Checks (See listing below):	-	0.00
Deposits in Transit:	+	0.00
Other Credits:	+	0.00
Other Debits:	-	0.00

Adjusted Ending Bank Balance:		130,406.80
Cash Account Balance:		130,406.80

Outstanding Check Listing

Check Date	Check Number	Payee	Amount
Outstanding Check Total:			0.00


Prepared By


Approved By

SENECA FALLS CSD

Bank Reconciliation for period ending on 7/31/2024



Account: Expendable Trust
Cash Account(s): CM 200, CM2 200, CM3 200, TE 200

Ending Bank Balance:		14,023.78
Outstanding Checks (See listing below):	-	1,450.00
Deposits in Transit:	+	0.00
Other Credits:	+	0.00
Other Debits:	-	0.00

Adjusted Ending Bank Balance: 12,573.78

Cash Account Balance: 12,573.78

Outstanding Check Listing

Check Date	Check Number	Payee	Amount
06/17/2021	12042	EDEN PRAYNE	25.00
05/25/2022	12075	JADA SIDERS	100.00
06/15/2022	12077	TAUREAN ATHERTON	25.00
06/15/2022	12100	DOMINIC KEY	25.00
06/15/2022	12115	MACEY SENECA	25.00
06/15/2022	12116	PEYTON VERKEY	50.00
05/24/2023	12130	HANNAH O'BRIEN	50.00
06/15/2023	12145	TODD COOK	100.00
06/15/2023	12159	JOSEPH NIGRO IV	25.00
06/15/2023	12176	LIAM TANNER	250.00
05/22/2024	12190	KARMIN HERLAN	50.00
06/20/2024	12202	O'MALLEY MYA	25.00
06/20/2024	12204	SAWTELLE RIELLE	50.00
06/20/2024	12205	SHELL PATRICK	100.00
06/20/2024	12206	SMITH ASA	25.00
06/20/2024	12207	WANG QUI ALICIA	50.00
06/20/2024	12208	WANG QUI ALICIA	25.00
06/27/2024	12211	DOMINGUEZ LIAM	100.00
06/27/2024	12235	SHELL EVAN	250.00
06/27/2024	12242	ZWICK LINDSEY	100.00

Outstanding Check Total: 1,450.00

Prepared By

Approved By

SENECA FALLS CSD

Bank Reconciliation for period ending on 7/31/2024



Account: Debt Service Fund
Cash Account(s): V 200


Ending Bank Balance:		1,045,595.36
Outstanding Checks (See listing below):	-	0.00
Deposits in Transit:	+	0.00
Other Credits:	+	0.00
Other Debits:	-	0.00

Adjusted Ending Bank Balance:		1,045,595.36
Cash Account Balance:		1,045,595.36

Outstanding Check Listing

Check Date	Check Number	Payee	Amount
------------	--------------	-------	--------

Outstanding Check Total: 0.00


Prepared By


Approved By

SENECA FALLS CSD

Revenue Status Report By Function From 7/1/2024 To 7/31/2025



Account	Description	Budget	Adjustments	Revised Budget	Revenue Earned	Unearned Revenue
<u>A 1001</u>	REAL PROPERTY TAX	14,403,097.00	0.00	14,403,097.00	-229.30	14,403,326.30
<u>A 1081</u>	OTHER PAY LIEU TAX	250,000.00	0.00	250,000.00	-1,770.38	251,770.38
<u>A 1090</u>	PENALTIES ON REAL PROPERTY TAXES	36,249.00	0.00	36,249.00	0.00	36,249.00
<u>A 1310</u>	OTHER TUITION	14,575.00	0.00	14,575.00	0.00	14,575.00
<u>A 2230</u>	DAY SCHOOL TUITION-OTHER DISTRICTS	0.00	0.00	0.00	1,154.23	-1,154.23
<u>A 2401</u>	INTEREST AND EARNINGS	27,621.00	0.00	27,621.00	152,108.76	-124,487.76
<u>A 2665</u>	SALES OF EQUIPMENT	5,000.00	0.00	5,000.00	0.00	5,000.00
<u>A 2666</u>	SALE OF TRANSPORTATION EQUIPMENT	0.00	0.00	0.00	11,170.00	-11,170.00
<u>A 2701</u>	REFUND OF PRIOR YEAR EXPENSE	200,000.00	0.00	200,000.00	1,812.25	198,187.75
<u>A 2705</u>	GIFTS AND DONATIONS	23,266.00	0.00	23,266.00	33,547.00	-10,281.00
<u>A 2770</u>	MISCELLANEOUS REVENUES	96,805.00	0.00	96,805.00	14,296.89	82,508.11
<u>A 3101</u>	BASIC FORMULA AID	20,878,519.00	0.00	20,878,519.00	0.00	20,878,519.00
<u>A 4601</u>	MEDICAID ASSISTANCE	59,122.00	0.00	59,122.00	3,563.93	55,558.07
<u>A 5050</u>	INTERFUND TRANS. DEBT SERV.	100,000.00	0.00	100,000.00	0.00	100,000.00
A Totals:		36,094,254.00	0.00	36,094,254.00	215,653.38	35,878,600.62
Grand Totals:		36,094,254.00	0.00	36,094,254.00	215,653.38	35,878,600.62

SENECA FALLS CSD

Revenue Status Report By Function From 7/1/2024 To 7/31/2025



Account	Description	Budget	Adjustments	Revised Budget	Revenue Earned	Unearned Revenue
<u>C 1440</u>	SCHOOL LUNCH FUND - A LUNCHES	3,000.00	0.00	3,000.00	0.00	3,000.00
<u>C 1445</u>	OTHER SALES	35,000.00	0.00	35,000.00	0.00	35,000.00
<u>C 2401</u>	INTEREST	200.00	0.00	200.00	16.15	183.85
<u>C 2701</u>	REFUND PRIOR YEAR EXPENSE	3,000.00	0.00	3,000.00	0.00	3,000.00
<u>C 2770</u>	MISCELLANEOUS REVENUE	2,500.00	0.00	2,500.00	1,030.90	1,469.10
<u>C 3103</u>	BOARDS OF COOPERATIVE EDUCATION SERVIC	45,000.00	0.00	45,000.00	0.00	45,000.00
<u>C 3190</u>	STATE AID REVENUE	125,000.00	0.00	125,000.00	0.00	125,000.00
<u>C 3190.3</u>	STATE AID-SCHOOL BREAKFAST	40,000.00	0.00	40,000.00	0.00	40,000.00
<u>C 3190.4</u>	STATE AID - SUMMER PROGRAM	2,000.00	0.00	2,000.00	553.00	1,447.00
<u>C 4190</u>	FEDERAL AID REVENUE	488,653.00	0.00	488,653.00	0.00	488,653.00
<u>C 4190..7</u>	FEDERAL LFS funds	3,104.00	0.00	3,104.00	0.00	3,104.00
<u>C 4190.002</u>	GOV'T. SURPLUS FOOD	42,124.00	0.00	42,124.00	0.00	42,124.00
<u>C 4190.1</u>	FEDERAL AID REVENUE SUMMER	18,000.00	0.00	18,000.00	0.00	18,000.00
<u>C 4190.2</u>	FEDERAL AID-SCH BREAKFAST	125,000.00	0.00	125,000.00	0.00	125,000.00
<u>C 4190.4</u>	FEDERAL AID-SUMMER PROGRAM	0.00	0.00	0.00	17,851.00	-17,851.00
<u>C 4190.6</u>	FEDERAL SUPPLY CHAIN ASSISTANCE	28,056.00	0.00	28,056.00	0.00	28,056.00
<u>C 4289</u>	OTHER FEDERAL AID	0.00	0.00	0.00	7,036.00	-7,036.00
<u>C 5031</u>	INTERFUND TRANSFER FROM GENERAL	40,000.00	0.00	40,000.00	0.00	40,000.00
C Totals:		1,000,637.00	0.00	1,000,637.00	26,487.05	974,149.95
Grand Totals:		1,000,637.00	0.00	1,000,637.00	26,487.05	974,149.95

SENECA FALLS CSD

Revenue Status Report By Function From 7/1/2024 To 7/31/2025



Account	Description	Budget	Adjustments	Revised Budget	Revenue Earned	Unearned Revenue
<u>FA224 4126</u>	TITLE I SIG 2024	4,185.65	0.00	4,185.65	0.00	4,185.65
	FA224 Totals:	4,185.65	0.00	4,185.65	0.00	4,185.65
<u>FA24 4126</u>	TITLE I 23-24	7,253.33	0.00	7,253.33	0.00	7,253.33
	FA24 Totals:	7,253.33	0.00	7,253.33	0.00	7,253.33
<u>FB24 4256</u>	SECTION 611 2023-24	4,415.91	0.00	4,415.91	0.00	4,415.91
	FB24 Totals:	4,415.91	0.00	4,415.91	0.00	4,415.91
<u>FB25 4256</u>	SECTION 611 2024-25	0.00	0.00	0.00	81,625.00	-81,625.00
	FB25 Totals:	0.00	0.00	0.00	81,625.00	-81,625.00
<u>FC24 4289</u>	TITLE IIA 23-24	17,979.32	0.00	17,979.32	0.00	17,979.32
	FC24 Totals:	17,979.32	0.00	17,979.32	0.00	17,979.32
<u>FD24 4289</u>	TITLE III 23-24	770.00	0.00	770.00	0.00	770.00
	FD24 Totals:	770.00	0.00	770.00	0.00	770.00
<u>FE25 4256</u>	Section 619 2024-25	0.00	0.00	0.00	2,796.00	-2,796.00
	FE25 Totals:	0.00	0.00	0.00	2,796.00	-2,796.00
<u>FN122 4289</u>	ARP - Summer Enrichment 2020-24	46,625.71	0.00	46,625.71	0.00	46,625.71
	FN122 Totals:	46,625.71	0.00	46,625.71	0.00	46,625.71
<u>FN22 3289</u>	ESSER 3 2021-22	2,233,615.00	0.00	2,233,615.00	0.00	2,233,615.00
<u>FN22 4289.FR</u>	ARP - ESSER 3 2020-24	-1,148,387.68	0.00	-1,148,387.68	0.00	-1,148,387.68
	FN22 Totals:	1,085,227.32	0.00	1,085,227.32	0.00	1,085,227.32
<u>FN422 4289</u>	ARP - HOMELESS CHILDREN 2020-24	8,151.52	0.00	8,151.52	0.00	8,151.52
	FN422 Totals:	8,151.52	0.00	8,151.52	0.00	8,151.52
<u>FP24 2770</u>	2023-24 Seneca County Community Health	18,000.00	0.00	18,000.00	0.00	18,000.00
<u>FP24 3289</u>	2023-24 Seneca County Community Health	-17,123.38	0.00	-17,123.38	0.00	-17,123.38

SENECA FALLS CSD

Revenue Status Report By Function From 7/1/2024 To 7/31/2025



Account	Description	Budget	Adjustments	Revised Budget	Revenue Earned	Unearned Revenue
	FP24 Totals:	876.62	0.00	876.62	0.00	876.62
<u>FQ22 4289</u>	OJP Year 1 21-22	171,307.06	0.00	171,307.06	0.00	171,307.06
	FQ22 Totals:	171,307.06	0.00	171,307.06	0.00	171,307.06
<u>FQ223 4289</u>	RURAL SCHOOL MENTAL HEALTH EXPANSION GRANT 23/27	5,147,688.28	0.00	5,147,688.28	22,575.00	5,125,113.28
	FQ223 Totals:	5,147,688.28	0.00	5,147,688.28	22,575.00	5,125,113.28
<u>FR23 2770</u>	MISCELLANEOUS REVENUES	-1,242.00	0.00	-1,242.00	0.00	-1,242.00
<u>FR23 3289</u>	2022-23 Farm to School	5,000.00	0.00	5,000.00	0.00	5,000.00
	FR23 Totals:	3,758.00	0.00	3,758.00	0.00	3,758.00
	Grand Totals:	6,498,238.72	0.00	6,498,238.72	106,996.00	6,391,242.72

SENECA FALLS CSD

Revenue Status Report By Function From 7/1/2024 To 7/31/2025



Account	Description	Budget	Adjustments	Revised Budget	Revenue Earned	Unearned Revenue
<u>H17 3297</u>	SMART SCHOOL BOND ACT REVENUE	17,454.31	0.00	17,454.31	0.00	17,454.31
	H17 Totals:	17,454.31	0.00	17,454.31	0.00	17,454.31
<u>H18 5710</u>	SERIAL BONDS	1,280,350.00	0.00	1,280,350.00	0.00	1,280,350.00
<u>H18 5730</u>	BAN PRINCIPLE	-510,000.00	0.00	-510,000.00	0.00	-510,000.00
<u>H18 5731</u>	BOND ANTICIPATION NOTES REDEEMED FROM APPROPRIATIONS	-742,350.00	0.00	-742,350.00	0.00	-742,350.00
	H18 Totals:	28,000.00	0.00	28,000.00	0.00	28,000.00
<u>H24 5710</u>	SERIAL BONDS	20,500,000.00	0.00	20,500,000.00	0.00	20,500,000.00
	H24 Totals:	20,500,000.00	0.00	20,500,000.00	0.00	20,500,000.00
	Grand Totals:	20,545,454.31	0.00	20,545,454.31	0.00	20,545,454.31

SENECA FALLS CSD

Revenue Status Report By Function From 7/1/2024 To 7/31/2025



Account	Description	Budget	Adjustments	Revised Budget	Revenue Earned	Unearned Revenue
V 2401	INTEREST EARNINGS	0.00	0.00	0.00	11,179.75	-11,179.75
	V Totals:	0.00	0.00	0.00	11,179.75	-11,179.75
	Grand Totals:	0.00	0.00	0.00	11,179.75	-11,179.75

SENECA FALLS CSD

Appropriation Status Detail Report By Function From 7/1/2024 To 7/31/2025



Account	Description		Budget	Adjustments	Adj. Budget	Expensed	Encumbered	Available
<u>A 1010.400-00-0000</u>	BD OF ED OTHER EXP		36,163.00	0.00	36,163.00	2,933.96	23,557.04	9,672.00
<u>A 1010.450-00-0000</u>	BD OF ED SUPPLIES		2,000.00	0.00	2,000.00	383.76	2,478.90	-862.66
<u>A 1010.490-00-0000</u>	BOARD OF EDUCATION - BOCES		10,007.00	0.00	10,007.00	700.70	6,306.30	3,000.00
1010	BOARD OF EDUCATION	*	48,170.00	0.00	48,170.00	4,018.42	32,342.24	11,809.34
<u>A 1040.400-00-0000</u>	DIST CLERK OTHER		1,000.00	0.00	1,000.00	0.00	0.00	1,000.00
1040	DISTRICT CLERK	*	1,000.00	0.00	1,000.00	0.00	0.00	1,000.00
10	Consolidated Payroll	**	49,170.00	0.00	49,170.00	4,018.42	32,342.24	12,809.34
<u>A 1240.150-00-0000</u>	CH SCH ADMIN IPS		0.00	0.00	0.00	43,099.02	129,296.98	-172,396.00
<u>A 1240.150-00-7000</u>	CH SCH ADMIN IPS		180,070.00	0.00	180,070.00	0.00	0.00	180,070.00
<u>A 1240.160-00-0000</u>	CH SCH ADMIN NON IPS		90,089.00	0.00	90,089.00	23,190.12	69,570.50	-2,671.62
<u>A 1240.160-00-1000</u>	CH SCH ADMIN EXTRA DUTY		1,032.00	0.00	1,032.00	284.49	0.00	747.51
<u>A 1240.400-00-0000</u>	CH SCH ADMIN OTHER EXP		9,521.00	450.00	9,971.00	1,725.92	1,205.00	7,040.08
<u>A 1240.450-00-0000</u>	CH SCH ADMIN MATT/SUPPLIES		5,570.00	1,295.80	6,865.80	1,001.95	1,420.80	4,443.05
1240	CHIEF SCHOOL ADMINISTRATOR	*	286,282.00	1,745.80	288,027.80	69,301.50	201,493.28	17,233.02
12		**	286,282.00	1,745.80	288,027.80	69,301.50	201,493.28	17,233.02
<u>A 1310.150-00-7000</u>	BSN ADMIN IPS		113,002.00	0.00	113,002.00	26,602.20	79,806.60	6,593.20
<u>A 1310.160-00-0000</u>	BSN ADMIN NON IPS		74,128.00	0.00	74,128.00	18,795.42	56,386.49	-1,053.91
<u>A 1310.160-00-1000</u>	BSN ADMIN EXTRA DUTY		1,334.00	0.00	1,334.00	0.00	0.00	1,334.00
<u>A 1310.160-00-7000</u>	BSN ADMIN NON IPS		0.00	0.00	0.00	0.00	0.00	0.00
<u>A 1310.400-00-0000</u>	BSN ADMIN OTHER EXP		20,975.00	0.00	20,975.00	12,277.05	2,812.50	5,885.45
<u>A 1310.450-00-0000</u>	BUS OFFICE SUPPLIES		2,000.00	0.00	2,000.00	202.39	1,300.00	497.61
<u>A 1310.490-00-0000</u>	BSN ADMIN BOCES		343,933.00	0.00	343,933.00	38,502.70	305,430.30	0.00
1310	BUSINESS ADMINISTRATION	*	555,372.00	0.00	555,372.00	96,379.76	445,735.89	13,256.35
<u>A 1320.400-00-0000</u>	AUDITOR-OTHER EXPENSE		23,762.00	0.00	23,762.00	548.00	23,214.00	0.00
1320	AUDITING	*	23,762.00	0.00	23,762.00	548.00	23,214.00	0.00
<u>A 1330.160-00-0000</u>	TAX COLL NON IPS		733.00	0.00	733.00	0.00	0.00	733.00
<u>A 1330.400-00-0000</u>	TAX COLL OTHER EXP		1,500.00	0.00	1,500.00	0.00	0.00	1,500.00
1330	TAX COLLECTOR	*	2,233.00	0.00	2,233.00	0.00	0.00	2,233.00
<u>A 1345.490-00-0000</u>	PURCHASING - BOCES		8,019.00	0.00	8,019.00	787.30	7,085.70	146.00
1345	PURCHASING	*	8,019.00	0.00	8,019.00	787.30	7,085.70	146.00
<u>A 1380.400-00-0000</u>	FISCAL AGENT FEES-OTHER EXPENSE		5,515.00	0.00	5,515.00	651.00	2,864.00	2,000.00
1380	FISCAL AGENT FEE	*	5,515.00	0.00	5,515.00	651.00	2,864.00	2,000.00
13		**	594,901.00	0.00	594,901.00	98,366.06	478,899.59	17,635.35

SENECA FALLS CSD

Appropriation Status Detail Report By Function From 7/1/2024 To 7/31/2025



Account	Description		Budget	Adjustments	Adj. Budget	Expensed	Encumbered	Available
A 1420.400-00-0000	LEGAL OTHER EXPENSE		21,000.00	9,000.00	30,000.00	10,504.10	10,830.70	8,665.20
A 1420.490-00-0000	NEGOTIATIONS - BOCES		45,185.00	0.00	45,185.00	4,518.50	40,666.50	0.00
1420	LEGAL	*	66,185.00	9,000.00	75,185.00	15,022.60	51,497.20	8,665.20
A 1430.490-00-0000	PERSONNEL - BOCES		16,607.00	0.00	16,607.00	2,013.48	14,269.27	324.25
1430	PERSONNEL	*	16,607.00	0.00	16,607.00	2,013.48	14,269.27	324.25
A 1480.400-00-0000	PUBLIC INFO OTHER EXPENSE		9,605.00	0.00	9,605.00	280.00	7,720.00	1,605.00
1480	PUBLIC INFORMATION & SERVICES	*	9,605.00	0.00	9,605.00	280.00	7,720.00	1,605.00
14		**	92,397.00	9,000.00	101,397.00	17,316.08	73,486.47	10,594.45
A 1620.160-00-0000	O/M NON IPS-CUST-DISTRICT WIDE		46,814.00	0.00	46,814.00	1,378.48	12,406.39	33,029.13
A 1620.160-00-1000	O/M EXTRA DUTY-CUST		1,689.00	0.00	1,689.00	0.00	0.00	1,689.00
A 1620.160-00-2000	O/M SUBS-CUST		13,639.00	0.00	13,639.00	2,162.10	0.00	11,476.90
A 1620.160-00-3000	O/M SUMMER HELP-CUST		16,833.00	0.00	16,833.00	19,833.92	0.00	-3,000.92
A 1620.160-01-0000	O/M NON IPS-CUST-STANTON		108,084.00	0.00	108,084.00	33,609.16	121,816.04	-47,341.20
A 1620.160-01-1000	O/M EXTRA DUTY-CUST-STANTON		14,071.00	0.00	14,071.00	1,046.06	0.00	13,024.94
A 1620.160-02-0000	O/M NON IPS-CUST-KNIGHT		127,546.00	0.00	127,546.00	28,408.40	84,448.13	14,689.47
A 1620.160-02-1000	O/M EXTRA DUTY-CUST-KNIGHT		14,071.00	0.00	14,071.00	2,807.14	0.00	11,263.86
A 1620.160-04-0000	O/M NON IPS-CUST-HS		155,214.00	0.00	155,214.00	25,979.56	75,454.13	53,780.31
A 1620.160-04-1000	O/M EXTRA DUTY-CUST-HS		14,071.00	0.00	14,071.00	1,542.24	0.00	12,528.76
A 1620.160-05-0000	O/M NON IPS-CUST-MS		180,143.00	0.00	180,143.00	29,634.78	88,904.10	61,604.12
A 1620.160-05-1000	O/M EXTRA DUTY-CUST-MS		14,071.00	0.00	14,071.00	1,247.47	0.00	12,823.53
A 1620.200-00-0000	O/M EQUIPMENT-CUST		10,000.00	0.00	10,000.00	0.00	0.00	10,000.00
A 1620.400-00-0000	O/M OTHER EXPENSE -CUST		38,250.00	0.00	38,250.00	9,584.33	17,065.67	11,600.00
A 1620.400-00-4060	TELEPHONE-CUST		546.00	0.00	546.00	0.00	0.00	546.00
A 1620.400-01-4020	O/M GAS - STANTON		26,379.00	0.00	26,379.00	199.56	26,179.44	0.00
A 1620.400-01-4030	O/M ELECTRIC - STANTON		39,538.00	0.00	39,538.00	7,324.41	32,213.59	0.00
A 1620.400-01-4040	O/M WATER-STANTON		13,912.00	862.00	14,774.00	2,586.00	12,188.00	0.00
A 1620.400-02-4020	O/M GAS - KNIGHT		25,872.00	0.00	25,872.00	651.95	25,220.05	0.00
A 1620.400-02-4030	O/M ELECTRIC - KNIGHT		34,782.00	0.00	34,782.00	7,200.59	27,581.41	0.00
A 1620.400-02-4040	O/M WATER/SEWER-KNIGHT		13,912.00	1,400.00	15,312.00	2,586.00	12,188.00	538.00
A 1620.400-04-4020	O/M GAS - SR. HIGH		38,903.00	0.00	38,903.00	589.96	38,313.04	0.00
A 1620.400-04-4030	O/M ELECTRIC - SR. HIGH		91,821.00	0.00	91,821.00	20,286.78	71,534.22	0.00
A 1620.400-04-4040	O/M WATER/SEWER-SR HIGH		18,306.00	1,400.10	19,706.10	2,586.00	16,582.00	538.10
A 1620.400-05-4020	O/M GAS - MIDDLE SCHOOL		33,481.00	1,088.11	34,569.11	482.69	34,086.42	0.00

SENECA FALLS CSD

Appropriation Status Detail Report By Function From 7/1/2024 To 7/31/2025



Account	Description		Budget	Adjustments	Adj. Budget	Expensed	Encumbered	Available
<u>A 1620.400-05-4030</u>	O/M ELECTRIC - MIDDLE SCHOOL		56,399.00	0.00	56,399.00	10,998.23	45,400.77	0.00
<u>A 1620.400-05-4040</u>	O/M WATER/SEWER-MID SCH		18,306.00	862.00	19,168.00	2,586.00	16,582.00	0.00
<u>A 1620.400-07-4020</u>	O/M GAS - BRACHT		6,244.00	0.00	6,244.00	68.98	4,931.02	1,244.00
<u>A 1620.400-07-4030</u>	O/M ELECTRIC - BRACHT		6,573.00	0.00	6,573.00	392.94	6,180.06	0.00
<u>A 1620.400-07-4040</u>	O/M WATER/SEWER-BRACHT		5,709.00	442.66	6,151.66	1,327.98	4,823.68	0.00
<u>A 1620.450-00-0000</u>	O/M SUPPLIE-CUST		48,000.00	1,552.09	49,552.09	16,977.30	21,323.50	11,251.29
<u>A 1620.490-00-0000</u>	O/M - BOCES		24,049.00	0.00	24,049.00	21,549.30	1,604.70	895.00
1620	OPERATION OF PLANT	*	1,257,228.00	7,606.96	1,264,834.96	255,628.31	797,026.36	212,180.29
<u>A 1621.160-00-0000</u>	O/M NON IPS-MAINT		180,065.00	0.00	180,065.00	62,867.60	179,976.77	-62,779.37
<u>A 1621.160-00-1000</u>	O/M EXTRA DUTY-MAINT		7,112.00	0.00	7,112.00	0.00	0.00	7,112.00
<u>A 1621.160-00-6000</u>	Director of Facilities		70,000.00	0.00	70,000.00	0.00	0.00	70,000.00
<u>A 1621.200-00-0000</u>	O/M EQUIP-DISTRICTWIDE		100,000.00	0.00	100,000.00	0.00	0.00	100,000.00
<u>A 1621.400-00-0000</u>	O/M OTHER EXPENSE-MAINT		40,000.00	22,155.11	62,155.11	23,228.93	38,328.74	597.44
<u>A 1621.450-00-0000</u>	SUPPLIES-MAINT.		39,250.00	23,847.24	63,097.24	22,593.64	45,889.85	-5,386.25
1621	MAINTENANCE OF PLANT	*	436,427.00	46,002.35	482,429.35	108,690.17	264,195.36	109,543.82
<u>A 1670.400-00-0000</u>	POSTAGE		30,303.00	1,332.58	31,635.58	5,776.38	26,115.76	-256.56
<u>A 1670.490-00-0000</u>	CENTRAL PRINTING AND MAILING -BOCES		500.00	0.00	500.00	500.00	0.00	0.00
1670	CENTRAL PRINTING & MAILING	*	30,803.00	1,332.58	32,135.58	6,276.38	26,115.76	-256.56
<u>A 1680.490-00-0000</u>	DATA PROCESSING - BOCES		228,099.00	0.00	228,099.00	83,109.40	144,984.63	4.97
1680	CENTRAL DATA PROCESSING	*	228,099.00	0.00	228,099.00	83,109.40	144,984.63	4.97
16		**	1,952,557.00	54,941.89	2,007,498.89	453,704.26	1,232,322.11	321,472.52
<u>A 1910.400-00-0000</u>	UNALLOCATED INSURANCE-OTHER EXPENSE		66,553.00	1,987.00	68,540.00	0.00	2,000.00	66,540.00
1910	UNALLOCATED INSURANCE	*	66,553.00	1,987.00	68,540.00	0.00	2,000.00	66,540.00
<u>A 1920.400-00-0000</u>	SCHOOL ASSOCIATION DUES		8,637.00	0.00	8,637.00	0.00	0.00	8,637.00
1920	SCHOOL ASSOCIATION DUES	*	8,637.00	0.00	8,637.00	0.00	0.00	8,637.00
<u>A 1964.400-00-0000</u>	REFUND OF PRIOR YEAR TAXES		2,000.00	0.00	2,000.00	0.00	0.00	2,000.00
1964	REFUND ON REAL PROPERTY TAXES	*	2,000.00	0.00	2,000.00	0.00	0.00	2,000.00
<u>A 1981.490-00-4910</u>	BOCES ADMIN		128,080.00	0.00	128,080.00	23,471.54	104,607.56	0.90
<u>A 1981.490-00-4920</u>	BOCES RENT		106,637.00	0.00	106,637.00	0.00	106,637.00	0.00
<u>A 1981.490-00-4930</u>	BOCES CAPITAL PROJECT DEBT		92,498.00	0.00	92,498.00	0.00	0.00	92,498.00
1981	BOCES ADMINISTRATIVE COSTS	*	327,215.00	0.00	327,215.00	23,471.54	211,244.56	92,498.90
19	Disability Insurance	**	404,405.00	1,987.00	406,392.00	23,471.54	213,244.56	169,675.90

SENECA FALLS CSD

Appropriation Status Detail Report By Function From 7/1/2024 To 7/31/2025



Account	Description	Budget	Adjustments	Adj. Budget	Expensed	Encumbered	Available	
1	***	3,379,712.00	67,674.69	3,447,386.69	666,177.86	2,231,788.25	549,420.58	
A 2020.150-01-4000	INSTRUCTIONAL SALARIES-STANTON	106,325.00	0.00	106,325.00	27,596.28	82,788.72	-4,060.00	
A 2020.150-02-4000	INSTRUCTIONAL SALARIES-KNIGHT	118,391.00	0.00	118,391.00	30,714.48	92,143.52	-4,467.00	
A 2020.150-04-4000	INSTRUCTIONAL SALARIES-HS	196,241.00	0.00	196,241.00	49,138.50	147,415.50	-313.00	
A 2020.150-05-4000	INSTRUCTIONAL SALARIES-MS	160,885.00	0.00	160,885.00	41,594.10	124,782.17	-5,491.27	
A 2020.160-01-0000	SUPERVISION NON IPS-STANTON	30,152.00	0.00	30,152.00	2,753.74	24,302.16	3,096.10	
A 2020.160-01-1000	EXTRA DUTY-STANTON	500.00	0.00	500.00	0.00	0.00	500.00	
A 2020.160-01-2000	SUBS - STANTON	2,332.00	0.00	2,332.00	0.00	0.00	2,332.00	
A 2020.160-02-0000	SUPERVISION NON IPS-KNIGHT	75,512.00	0.00	75,512.00	9,445.84	36,269.68	29,796.48	
A 2020.160-02-1000	EXTRA DUTY-KNIGHT	1,112.00	0.00	1,112.00	-158.04	0.00	1,270.04	
A 2020.160-02-2000	SUBS-KNIGHT	2,332.00	0.00	2,332.00	83.15	0.00	2,248.85	
A 2020.160-04-0000	SUPERVISION NON IPS-HS	63,174.00	0.00	63,174.00	8,123.34	27,298.78	27,751.88	
A 2020.160-04-1000	EXTRA DUTY-MYNDERSE	624.00	0.00	624.00	816.72	0.00	-192.72	
A 2020.160-04-2000	SUBS - MYNDERSE	2,332.00	0.00	2,332.00	141.36	0.00	2,190.64	
A 2020.160-05-0000	SUPERVISION NON IPS-MS	78,806.00	0.00	78,806.00	15,062.02	65,006.84	-1,262.86	
A 2020.160-05-1000	EXTRA DUTY-MIDDLE SCH	1,000.00	0.00	1,000.00	456.24	0.00	543.76	
A 2020.160-05-2000	SUBS-MIDDLE SCH	2,668.00	0.00	2,668.00	1,022.75	0.00	1,645.25	
A 2020.400-01-0000	OTHER EXPENSE-STANTON	3,000.00	0.00	3,000.00	0.00	0.00	3,000.00	
A 2020.400-01-0490	OTHER EXPENSE-STANTON-ARTS IN ED	5,800.00	0.00	5,800.00	0.00	0.00	5,800.00	
A 2020.400-02-0000	OTHER EXPENSE-KNIGHT	4,250.00	0.00	4,250.00	254.00	0.00	3,996.00	
A 2020.400-04-0000	OTHER EXPENSE-MYNDERSE	4,425.00	0.00	4,425.00	889.55	0.00	3,535.45	
A 2020.400-05-0000	OTH EXP - MIDDLE SCHOOL	4,750.00	1,943.70	6,693.70	729.50	2,318.70	3,645.50	
A 2020.450-01-0000	SUPPLIES - STANTON	4,000.00	0.00	4,000.00	629.47	489.53	2,881.00	
A 2020.450-02-0000	SUPPLIES - KNIGHT	4,000.00	1,943.70	5,943.70	298.29	1,943.70	3,701.71	
A 2020.450-04-0000	SUPPLIES-HIGH SCHOOL	4,000.00	647.90	4,647.90	368.72	2,860.74	1,418.44	
A 2020.450-05-0000	SUPPLIES - MIDDLE SCH	4,000.00	0.00	4,000.00	1,868.26	718.38	1,413.36	
A 2020.490-00-0000	BOCES - SUBSTITUTE CALLING SERVICE	7,422.00	0.00	7,422.00	0.00	7,422.00	0.00	
2020	SUPERVISION-REGULAR SCHOOL	*	888,033.00	4,535.30	892,568.30	191,828.27	615,760.42	84,979.61
A 2070.150-00-1000	STAFF DEV EXTRA DUTY	0.00	0.00	0.00	124.00	0.00	-124.00	
A 2070.150-00-4000	STAFF DEV-SALARIES	104,312.00	0.00	104,312.00	28,758.00	86,274.00	-10,720.00	
A 2070.150-01-1000	STAFF DEV EX DTY-STANTON	30,000.00	0.00	30,000.00	23,056.25	0.00	6,943.75	
A 2070.150-02-1000	STAFF DEV EX DTY - KNIGHT	30,000.00	0.00	30,000.00	16,476.50	0.00	13,523.50	
A 2070.150-04-0000	STAFF DEV-SAL-IPS-MYN	0.00	0.00	0.00	-5,722.00	0.00	5,722.00	

SENECA FALLS CSD

Appropriation Status Detail Report By Function From 7/1/2024 To 7/31/2025



Account	Description	Budget	Adjustments	Adj. Budget	Expensed	Encumbered	Available
<u>A 2070.150-04-1000</u>	STAFF DEV EX DTY - MYNDERSE	25,500.00	0.00	25,500.00	17,941.25	0.00	7,558.75
<u>A 2070.150-05-0000</u>	STAFF DEV SAL IPS-MID SCH	0.00	0.00	0.00	-4,060.00	0.00	4,060.00
<u>A 2070.150-05-1000</u>	STAFF DEV EX DTY-MIDDLE SCH	25,500.00	0.00	25,500.00	8,988.01	0.00	16,511.99
<u>A 2070.160-00-0000</u>	STAFF DEV TRAINING	4,680.00	0.00	4,680.00	2,411.00	0.00	2,269.00
<u>A 2070.400-00-0000</u>	STAFF DEV-OTHER EXPENSE	17,392.00	0.00	17,392.00	2,151.04	490.00	14,750.96
<u>A 2070.450-00-0000</u>	STAFF DEV SUPPLIES	2,000.00	0.00	2,000.00	0.00	0.00	2,000.00
<u>A 2070.490-00-0000</u>	STAFF DEV-BOCES	69,366.00	0.00	69,366.00	6,236.58	56,129.22	7,000.20
2070	INSERVICE TRAINING-INSTRUCTION *	308,750.00	0.00	308,750.00	96,360.63	142,893.22	69,496.15
20	Group Insurance **	1,196,783.00	4,535.30	1,201,318.30	288,188.90	758,653.64	154,475.76
<u>A 2110.120-01-0000</u>	SALARIES - GRADES 4-5 -STANTON	1,082,486.00	0.00	1,082,486.00	71,769.62	734,252.88	276,463.50
<u>A 2110.120-01-0003</u>	SALARIES - GRADES 3 -STANTON	289,145.00	0.00	289,145.00	24,339.90	257,267.10	7,538.00
<u>A 2110.120-01-1000</u>	SALARIES - GRADES 4-5 -STANTON EXTRA DUTY	6,000.00	0.00	6,000.00	474.72	0.00	5,525.28
<u>A 2110.120-02-0000</u>	SALARIES - GRADES K-2-KNIGHT	1,557,503.00	-10,000.00	1,547,503.00	117,532.84	1,193,214.72	236,755.44
<u>A 2110.120-02-0006</u>	SALARIES - INST - KNIGHT	120,192.00	0.00	120,192.00	0.00	0.00	120,192.00
<u>A 2110.120-02-1000</u>	SALARIES - GRADES K-2 -KNIGHT EXTRA DUTY	6,000.00	0.00	6,000.00	5,476.75	0.00	523.25
<u>A 2110.120-05-0000</u>	SALARIES - GRADES 6 -MS	452,313.00	0.00	452,313.00	37,185.70	357,972.30	57,155.00
<u>A 2110.130-00-1000</u>	TEACHER SALARY-EXTRA DUTY	0.00	0.00	0.00	38.75	0.00	-38.75
<u>A 2110.130-04-0000</u>	SALARIES - GRADES 9 - 12	2,394,133.00	0.00	2,394,133.00	186,749.96	1,883,590.06	323,792.98
<u>A 2110.130-04-1000</u>	TEACHER SALARY-EXTRA DUTY - HS	25,000.00	0.00	25,000.00	6,305.00	0.00	18,695.00
<u>A 2110.130-05-0000</u>	SALARIES - GRADES 7 - 8	1,206,744.00	0.00	1,206,744.00	95,952.78	1,036,869.86	73,921.36
<u>A 2110.130-05-1000</u>	SALARIES - MS - EXTRA-DUTY	20,000.00	0.00	20,000.00	425.00	0.00	19,575.00
<u>A 2110.140-00-0000</u>	SAL SUBS	0.00	0.00	0.00	1,631.25	0.00	-1,631.25
<u>A 2110.140-01-0000</u>	SAL SUBS - STANTON	50,572.00	0.00	50,572.00	2,990.27	16,730.50	30,851.23
<u>A 2110.140-02-0000</u>	SAL SUBS - KNIGHT	50,572.00	0.00	50,572.00	1,385.00	0.00	49,187.00
<u>A 2110.140-04-0000</u>	SAL SUBS - HIGH SCHOOL	50,573.00	0.00	50,573.00	3,464.00	0.00	47,109.00
<u>A 2110.140-05-0000</u>	SAL SUBS - MIDDLE SCHOOL	50,573.00	0.00	50,573.00	1,633.90	0.00	48,939.10
<u>A 2110.160-00-1111</u>	NON-INSTRUCTIONAL LONGEVITY	10,000.00	0.00	10,000.00	0.00	0.00	10,000.00
<u>A 2110.160-01-0000</u>	TEACH NON IPS-STANTON	24,334.00	0.00	24,334.00	2,457.64	22,118.89	-242.53
<u>A 2110.160-01-1000</u>	EXTRA DUTY-NON IPS - STANTON	534.00	0.00	534.00	-7.50	0.00	541.50
<u>A 2110.160-01-2000</u>	TEACH SUBS NON IPS-STANTON	3,373.00	0.00	3,373.00	92.40	0.00	3,280.60
<u>A 2110.160-02-0000</u>	TEACH NON IPS-KNIGHT	5,674.00	0.00	5,674.00	3,187.36	28,686.24	-26,199.60
<u>A 2110.160-02-1000</u>	EXTRA DUTY NON IPS-KNIGHT	1,000.00	0.00	1,000.00	0.00	0.00	1,000.00

SENECA FALLS CSD

Appropriation Status Detail Report By Function From 7/1/2024 To 7/31/2025



Account	Description	Budget	Adjustments	Adj. Budget	Expensed	Encumbered	Available
<u>A 2110.160-02-2000</u>	TEACH SUBS NON IPS KNIGHT	3,373.00	0.00	3,373.00	231.00	0.00	3,142.00
<u>A 2110.160-04-0000</u>	TEACH NON IPS-HS	46,283.00	0.00	46,283.00	3,687.90	36,381.45	6,213.65
<u>A 2110.160-04-1000</u>	EXTRA DTY NON IPS -MYN	3,200.00	0.00	3,200.00	74.61	0.00	3,125.39
<u>A 2110.160-04-2000</u>	TEAC SUBS NON IPS-MYN	3,372.00	0.00	3,372.00	0.00	0.00	3,372.00
<u>A 2110.160-05-0000</u>	TEACH NON IPS-MS	27,211.00	0.00	27,211.00	5,503.64	50,837.45	-29,130.09
<u>A 2110.160-05-1000</u>	EXTRA DUTY NON IPS-MID SCH	2,000.00	0.00	2,000.00	364.60	0.00	1,635.40
<u>A 2110.160-05-2000</u>	TEACH SUBS NON IPS-MID SCH	3,373.00	0.00	3,373.00	0.00	0.00	3,373.00
<u>A 2110.400-00-0000</u>	OTHER EXPENSE - HISTORICAL SOCIETY	10,600.00	0.00	10,600.00	3,016.00	0.00	7,584.00
<u>A 2110.400-01-0000</u>	OTHER EXP-STANTON	1,000.00	0.00	1,000.00	41.28	0.00	958.72
<u>A 2110.400-02-0000</u>	OTHER EXP-KNIGHT	2,000.00	0.00	2,000.00	324.02	0.00	1,675.98
<u>A 2110.400-04-0000</u>	OTHER EXP-MYNDERSE	5,000.00	0.00	5,000.00	108.54	1,500.00	3,391.46
<u>A 2110.400-04-0200</u>	OTHER EXP-BUSINESS MYND	200.00	0.00	200.00	0.00	0.00	200.00
<u>A 2110.400-04-0300</u>	OTHER EXPENSE-ENGLISH MYN	300.00	0.00	300.00	0.00	0.00	300.00
<u>A 2110.400-04-0410</u>	OTHER EXP-MYNDERSE PLTW	4,000.00	0.00	4,000.00	3,200.00	0.00	800.00
<u>A 2110.400-04-0500</u>	OTHER EXP-HEALTH MYNDERSE	300.00	0.00	300.00	0.00	0.00	300.00
<u>A 2110.400-04-0700</u>	OTHER EXPENSE-LANG MYND	300.00	0.00	300.00	0.00	0.00	300.00
<u>A 2110.400-04-0800</u>	OTHER EXP-MATH MYND	300.00	0.00	300.00	0.00	0.00	300.00
<u>A 2110.400-04-0900</u>	OTHER EXP-MUSIC	4,000.00	0.00	4,000.00	0.00	0.00	4,000.00
<u>A 2110.400-04-1100</u>	OTHER EXP-SCIENCE MYND	1,000.00	0.00	1,000.00	0.00	0.00	1,000.00
<u>A 2110.400-04-1200</u>	OTHER EXP-SOC STD MYND	300.00	0.00	300.00	0.00	0.00	300.00
<u>A 2110.400-05-0000</u>	OTHER EXP-MIDDLE SCHOOL	2,000.00	0.00	2,000.00	0.00	0.00	2,000.00
<u>A 2110.400-05-0300</u>	OTHER EXP-MIDDLE SCH-ENG	200.00	0.00	200.00	0.00	0.00	200.00
<u>A 2110.400-05-0400</u>	OTHER EXP-MIDDLE SCH-TECH	200.00	0.00	200.00	0.00	100.00	100.00
<u>A 2110.400-05-0600</u>	OTHER EXP-MS-FAMILY & CONSUMER SCI.	400.00	0.00	400.00	0.00	0.00	400.00
<u>A 2110.400-05-0900</u>	OTHER EXP-MIDDLE SCH-MUSC	1,500.00	0.00	1,500.00	0.00	800.00	700.00
<u>A 2110.400-05-1100</u>	OTHER EXP-MIDDLE SCH-SCI	200.00	0.00	200.00	0.00	0.00	200.00
<u>A 2110.450-00-0000</u>	PAPER SUPPLIES-DISTWIDE	31,335.00	0.00	31,335.00	3,006.00	0.00	28,329.00
<u>A 2110.450-01-0000</u>	SUPPLIES-STANTON	6,000.00	1,943.70	7,943.70	1,029.37	2,617.30	4,297.03
<u>A 2110.450-01-0003</u>	SUPPLIES STANTON GR 3	2,000.00	0.00	2,000.00	1,490.13	0.00	509.87
<u>A 2110.450-01-0004</u>	SUPPLIES-STANTON GR 4	2,000.00	0.00	2,000.00	581.14	784.03	634.83
<u>A 2110.450-01-0005</u>	SUPPLIES-STANTON GR. 5	2,000.00	0.00	2,000.00	544.53	977.44	478.03
<u>A 2110.450-01-0400</u>	SUPPLIES-STANTON	1,600.00	0.00	1,600.00	1,012.07	87.50	500.43
<u>A 2110.450-01-0900</u>	SUPPLIES-STANTON-MUSIC	1,500.00	0.00	1,500.00	167.34	857.98	474.68

SENECA FALLS CSD

Appropriation Status Detail Report By Function From 7/1/2024 To 7/31/2025



Account	Description	Budget	Adjustments	Adj. Budget	Expensed	Encumbered	Available
<u>A 2110.450-01-1300</u>	SUPPLIES-STANTON PHYS ED	2,000.00	0.00	2,000.00	1,711.93	0.00	288.07
<u>A 2110.450-02-0000</u>	SUPPLIES-KNIGHT	2,500.00	0.00	2,500.00	531.79	79.27	1,888.94
<u>A 2110.450-02-0001</u>	SUPPLIES - KNIGHT GR 1	2,500.00	0.00	2,500.00	774.38	943.23	782.39
<u>A 2110.450-02-0002</u>	SUPPLIES-KNIGHT GR 2	2,500.00	102.26	2,602.26	1,190.26	25.80	1,386.20
<u>A 2110.450-02-0010</u>	SUPPLIES-KNIGHT KDGN	3,000.00	0.00	3,000.00	1,049.10	1,057.44	893.46
<u>A 2110.450-02-0011</u>	SUPPLIES-KNIGHT PRE-1	3,000.00	0.00	3,000.00	0.00	0.00	3,000.00
<u>A 2110.450-02-0400</u>	SUPPLIES-KNIGHT-ART	1,850.00	0.00	1,850.00	1,057.01	75.03	717.96
<u>A 2110.450-02-0900</u>	SUPPLIES-KNIGHT-MUSIC	500.00	0.00	500.00	0.00	0.00	500.00
<u>A 2110.450-02-1300</u>	SUPPLIES-KNIGHT-PHYS ED	500.00	0.00	500.00	0.00	0.00	500.00
<u>A 2110.450-04-0000</u>	SUPPLIES-MYNDERSE	500.00	0.00	500.00	153.49	99.14	247.37
<u>A 2110.450-04-0200</u>	SUPPLIES-MYNDERSE-BUSINESS	1,000.00	0.00	1,000.00	365.25	91.87	542.88
<u>A 2110.450-04-0300</u>	SUPPLIES-ENGLISH-MYNDERSE	1,000.00	0.00	1,000.00	364.09	0.00	635.91
<u>A 2110.450-04-0400</u>	SUPPLIE-TECHNOLOGY-MYNDERSE	12,304.00	-672.55	11,631.45	3,221.31	8,330.69	79.45
<u>A 2110.450-04-0404</u>	SUPPLIES - MYNDERSE ART	0.00	751.22	751.22	0.00	0.00	751.22
<u>A 2110.450-04-0405</u>	SUPPLIES - MYNDERSE ART	0.00	567.33	567.33	0.00	0.00	567.33
<u>A 2110.450-04-0410</u>	SUPPLIE-TECHNOLOGY-PLTW	7,000.00	3,548.00	10,548.00	3,548.00	0.00	7,000.00
<u>A 2110.450-04-0500</u>	SUPPLIES-HEALTH-MYNDERSE	850.00	0.00	850.00	32.15	0.00	817.85
<u>A 2110.450-04-0600</u>	SUPPLIES-FAMILY & CONSUMER SCIENCE	1,000.00	0.00	1,000.00	435.17	178.38	386.45
<u>A 2110.450-04-0700</u>	SUPPLIES-LANGUAGES-MYNDERSE	1,250.00	0.00	1,250.00	343.55	0.00	906.45
<u>A 2110.450-04-0800</u>	SUPPLIES-MATH-MYNDERSE	2,500.00	0.00	2,500.00	1,201.07	449.29	849.64
<u>A 2110.450-04-0900</u>	SUPPLIES-MUSIC-MYNDERSE	5,000.00	0.00	5,000.00	498.60	1,001.40	3,500.00
<u>A 2110.450-04-1100</u>	SUPPLIES-SCIENCE-MYNDERSE	9,000.00	33.78	9,033.78	2,490.39	1,006.07	5,537.32
<u>A 2110.450-04-1200</u>	SUPPLIES-SOC STUDIES-MYNDERSE	3,000.00	0.00	3,000.00	200.26	107.99	2,691.75
<u>A 2110.450-04-1300</u>	SUPPLIES-PHYS ED-MYNDERSE	1,500.00	0.00	1,500.00	0.00	0.00	1,500.00
<u>A 2110.450-04-PBIS</u>	PBIS (Positive Behavior Intervention Strategies)	250.00	0.00	250.00	0.00	0.00	250.00
<u>A 2110.450-05-0000</u>	SUPPLIES-MIDDLE SCHOOL	2,500.00	0.00	2,500.00	1,085.86	80.60	1,333.54
<u>A 2110.450-05-0300</u>	SUPPLIES-ENGLISH-MID SCH	700.00	0.00	700.00	154.59	0.00	545.41
<u>A 2110.450-05-0400</u>	SUPPLIES-TECHNOLOGY-MID SCH	12,000.00	-7,523.56	4,476.44	3,212.01	431.63	832.80
<u>A 2110.450-05-0401</u>	SUPPLIES - MID SCH ART	0.00	2,780.32	2,780.32	0.00	0.00	2,780.32
<u>A 2110.450-05-0402</u>	SUPPLIES - MID SCH TECH	0.00	2,466.28	2,466.28	0.00	1,366.54	1,099.74
<u>A 2110.450-05-0403</u>	SUPPLIES - MID SCH TECH	0.00	2,276.96	2,276.96	0.00	800.00	1,476.96
<u>A 2110.450-05-0500</u>	SUPPLIES-HEALTH-MID SCH	534.00	0.00	534.00	43.57	0.00	490.43
<u>A 2110.450-05-0600</u>	SUPPLIES-MS-FAMILY & CONSUMER SCI.	8,000.00	0.00	8,000.00	947.87	4,026.10	3,026.03

SENECA FALLS CSD

Appropriation Status Detail Report By Function From 7/1/2024 To 7/31/2025



Account	Description	Budget	Adjustments	Adj. Budget	Expensed	Encumbered	Available
<u>A 2110.450-05-0700</u>	SUPPLIES-LANGUAGE-MID SCH	521.00	0.00	521.00	0.00	0.00	521.00
<u>A 2110.450-05-0800</u>	SUPPLIES-MATH-MID SCH	1,468.00	0.00	1,468.00	1,006.93	0.00	461.07
<u>A 2110.450-05-0900</u>	SUPPLIES-MUSIC-MID SCH	3,030.00	0.00	3,030.00	313.79	1,000.00	1,716.21
<u>A 2110.450-05-1100</u>	SUPPLIES-SCIENCE-MID SCH	2,500.00	0.00	2,500.00	313.59	0.00	2,186.41
<u>A 2110.450-05-1200</u>	SUPPLIES-SOC. ST.-MID SCH	1,475.00	0.00	1,475.00	466.22	0.00	1,008.78
<u>A 2110.450-05-1300</u>	SUPPLIES-PHYS ED-MID SCH	2,000.00	0.00	2,000.00	0.00	0.00	2,000.00
<u>A 2110.470-00-0000</u>	TUITION-NY STATE	16,223.00	0.00	16,223.00	0.00	2,700.00	13,523.00
<u>A 2110.480-01-0000</u>	TEXTBOOKS-STANTON	10,000.00	1,835.24	11,835.24	1,835.24	2,320.14	7,679.86
<u>A 2110.480-02-0000</u>	TEXTBOOKS - KNIGHT BUILDING	11,500.00	0.00	11,500.00	3,895.85	1,291.44	6,312.71
<u>A 2110.480-04-0000</u>	TEXTBOOKS - MYNDERSE	6,000.00	0.00	6,000.00	0.00	0.00	6,000.00
<u>A 2110.480-04-0300</u>	TEXTBOOKS	6,000.00	0.00	6,000.00	0.00	786.41	5,213.59
<u>A 2110.480-05-0000</u>	TEXTBOOKS - MIDDLE SCHOOL	10,000.00	0.00	10,000.00	0.00	0.00	10,000.00
<u>A 2110.480-10-0000</u>	PRIVATE SCHOOL TEXTBOOKS	2,500.00	0.00	2,500.00	1,689.88	36.97	773.15
<u>A 2110.490-00-0000</u>	BOCES - OTHER EXPENSE	192,294.00	0.00	192,294.00	49,266.31	127,648.78	15,378.91
2110	TEACHING-REGULAR SCHOOL	7,929,517.00	-1,891.02	7,927,625.98	670,867.02	5,781,579.91	1,475,179.05
21	New York State Income Tax	7,929,517.00	-1,891.02	7,927,625.98	670,867.02	5,781,579.91	1,475,179.05
<u>A 2250.150-00-0000</u>	PROG FOR HAND-IPS 537170	0.00	0.00	0.00	1,472.50	0.00	-1,472.50
<u>A 2250.150-00-4000</u>	DIR. OF SPEC. ED SALARY	155,258.00	0.00	155,258.00	32,701.90	129,887.60	-7,331.50
<u>A 2250.150-01-0000</u>	PROG FOR HAND-IPS STANTON	330,011.00	0.00	330,011.00	18,223.88	183,872.12	127,915.00
<u>A 2250.150-02-0000</u>	PROG FOR HAND-IPS KNIGHT	418,942.00	0.00	418,942.00	29,609.86	298,461.47	90,870.67
<u>A 2250.150-04-0000</u>	PROG FOR HAND-IPS HS	275,113.00	0.00	275,113.00	7,536.66	82,903.34	184,673.00
<u>A 2250.150-05-0000</u>	PROG FOR HAND-IPS MS	347,883.00	0.00	347,883.00	13,645.48	136,770.52	197,467.00
<u>A 2250.160-00-1000</u>	NIPS-EXTRA DUTY	2,000.00	0.00	2,000.00	1,172.42	0.00	827.58
<u>A 2250.160-00-2000</u>	SUBS-NON-INSTRUCTIONAL	0.00	0.00	0.00	747.09	0.00	-747.09
<u>A 2250.160-00-8000</u>	PROG FOR HAND-NON IPS	38,568.00	0.00	38,568.00	10,090.98	30,273.03	-1,796.01
<u>A 2250.160-01-0000</u>	PROG FOR HAND-NON IPS STANTON	206,063.00	0.00	206,063.00	13,958.88	138,213.72	53,890.40
<u>A 2250.160-01-1000</u>	NIPS-EXTRA DUTY - STANTON	2,000.00	0.00	2,000.00	0.00	0.00	2,000.00
<u>A 2250.160-01-2000</u>	SUBS-NON-INSTRUCTIONAL	2,000.00	0.00	2,000.00	0.00	0.00	2,000.00
<u>A 2250.160-02-0000</u>	PROG FOR HAND-NON IPS KNIGHT	335,771.00	0.00	335,771.00	23,507.17	205,240.76	107,023.07
<u>A 2250.160-02-1000</u>	NIPS-EXTRA DUTY - KNIGHT	2,000.00	0.00	2,000.00	16.58	0.00	1,983.42
<u>A 2250.160-02-2000</u>	SUBS-NON-INSTRUCTIONAL	2,000.00	0.00	2,000.00	0.00	0.00	2,000.00
<u>A 2250.160-04-0000</u>	PROG FOR HAND-NON IPS HS	77,065.00	0.00	77,065.00	3,574.32	35,400.95	38,089.73
<u>A 2250.160-04-2000</u>	SUBS-NON-INSTRUCTIONAL	2,000.00	0.00	2,000.00	0.00	0.00	2,000.00

SENECA FALLS CSD

Appropriation Status Detail Report By Function From 7/1/2024 To 7/31/2025



Account	Description	Budget	Adjustments	Adj. Budget	Expensed	Encumbered	Available
<u>A 2250.160-05-0000</u>	PROG FOR HAND-NON IPS MS	87,778.00	0.00	87,778.00	6,850.61	70,179.97	10,747.42
<u>A 2250.160-05-1000</u>	NIPS-EXTRA DUTY - MS	4,000.00	0.00	4,000.00	1,106.74	0.00	2,893.26
<u>A 2250.160-05-2000</u>	SUBS-NON-INSTRUCTIONAL	2,000.00	0.00	2,000.00	0.00	0.00	2,000.00
<u>A 2250.400-00-0000</u>	PROG FOR HAND-OTH EXP	100,000.00	5,011.62	105,011.62	1,831.90	6,092.68	97,087.04
<u>A 2250.450-00-0000</u>	SUPPLIES-SPEC ED	4,000.00	0.00	4,000.00	791.03	643.14	2,565.83
<u>A 2250.450-00-0ESL</u>	SUPPLIES- ESL	0.00	0.00	0.00	34.63	0.00	-34.63
<u>A 2250.450-01-0000</u>	SPEC. ED-SUPPLIES-STANTON	900.00	0.00	900.00	638.16	209.63	52.21
<u>A 2250.450-01-00RS</u>	RELATED SERVICES SUPPLIES STANTON	900.00	0.00	900.00	225.00	410.76	264.24
<u>A 2250.450-02-0000</u>	SPEC. ED.-SUPPLIES-KNIGHT	900.00	0.00	900.00	801.87	429.01	-330.88
<u>A 2250.450-02-00RS</u>	RELATED SERVICES SUPPLIES KNIGHT	900.00	0.00	900.00	634.09	0.00	265.91
<u>A 2250.450-02-0ESL</u>	SUPPLIES- ESL ELEMENTARY	300.00	0.00	300.00	0.00	0.00	300.00
<u>A 2250.450-04-0000</u>	SPEC. ED-SUPPLIES-MYNDERSE	1,200.00	0.00	1,200.00	142.54	1,014.80	42.66
<u>A 2250.450-05-0000</u>	SPEC. ED.-SUPPLIES-MIDDLE SCHOOL	900.00	0.00	900.00	379.35	386.14	134.51
<u>A 2250.450-05-00RS</u>	RELATED SERVICES SUPPLIES SECONDARY	300.00	0.00	300.00	243.00	0.00	57.00
<u>A 2250.450-05-0ESL</u>	SUPPLIES- ESL SECONDARY	300.00	0.00	300.00	259.47	0.00	40.53
<u>A 2250.470-00-0000</u>	PROG FOR HAND-TUITION	241,905.00	0.00	241,905.00	4,167.00	79,822.00	157,916.00
<u>A 2250.490-00-0000</u>	PROG FOR HAND-BOCES	5,390,262.00	0.00	5,390,262.00	496,159.99	4,465,439.92	428,662.09
2250	PROGRAMS-STUDENTS W/ DISABIL	8,033,219.00	5,011.62	8,038,230.62	670,523.10	5,865,651.56	1,502,055.96
<u>A 2280.490-00-0000</u>	OCCUPATIONAL EDUC 9-12	624,393.00	0.00	624,393.00	68,046.30	556,346.70	0.00
2280	OCCUPATIONAL EDUCATION	624,393.00	0.00	624,393.00	68,046.30	556,346.70	0.00
22	Federal Income Tax	8,657,612.00	5,011.62	8,662,623.62	738,569.40	6,421,998.26	1,502,055.96
<u>A 2330.490-00-0000</u>	BOCES-SUMMER SCHOOL	47,019.00	0.00	47,019.00	5,789.00	27,833.00	13,397.00
<u>A 2330.490-00-0001</u>	BOCES SUMMER SCHOOL - DRIVERS ED	24,644.00	0.00	24,644.00	0.00	24,268.00	376.00
2330	TEACHING-SPECIAL SCHOOLS	71,663.00	0.00	71,663.00	5,789.00	52,101.00	13,773.00
23	Income Executions	71,663.00	0.00	71,663.00	5,789.00	52,101.00	13,773.00
<u>A 2510.150-02-1000</u>	upk - Professional Salaries	0.00	1,000.00	1,000.00	0.00	0.00	1,000.00
<u>A 2510.160-02-1000</u>	UPK - Support Staff	0.00	500.00	500.00	0.00	0.00	500.00
<u>A 2510.400-02-0000</u>	UPK - Contractual Services	0.00	500.00	500.00	285.00	0.00	215.00
<u>A 2510.450-02-0000</u>	UPK - Supplies & Materials	0.00	14,000.00	14,000.00	3,822.00	0.00	10,178.00
2510	PRE-KINDERGARTEN PROGRAM	0.00	16,000.00	16,000.00	4,107.00	0.00	11,893.00
25	U.S. Savings Bonds	0.00	16,000.00	16,000.00	4,107.00	0.00	11,893.00
<u>A 2610.150-02-0000</u>	IPS LIBRARY - KNIGHT	28,584.00	0.00	28,584.00	2,460.64	27,067.00	-943.64
<u>A 2610.150-04-0000</u>	IPS LIBRARY - HS	53,099.00	0.00	53,099.00	4,611.74	50,729.26	-2,242.00

SENECA FALLS CSD

Appropriation Status Detail Report By Function From 7/1/2024 To 7/31/2025



Account	Description	Budget	Adjustments	Adj. Budget	Expensed	Encumbered	Available
<u>A 2610.150-05-0000</u>	IPS LIBRARY - MS	22,852.00	0.00	22,852.00	1,967.14	21,638.53	-753.67
<u>A 2610.160-04-0000</u>	NON IPS LIBRARY - HS	28,269.00	0.00	28,269.00	0.00	0.00	28,269.00
<u>A 2610.400-04-0000</u>	OTHER EXP-LIBR-MYND	175.00	0.00	175.00	0.00	0.00	175.00
<u>A 2610.450-01-0000</u>	SUPPLIES-LIBRARY-STANTON	370.00	0.00	370.00	0.00	0.00	370.00
<u>A 2610.450-02-0000</u>	SUPPLIES-LIBRARY-KNIGHT	370.00	0.00	370.00	332.96	0.00	37.04
<u>A 2610.450-04-0000</u>	SUPPLIES-LIBRARY-MYNDERSE	370.00	0.00	370.00	0.00	363.16	6.84
<u>A 2610.450-05-0000</u>	SUPPLIES-LIBRARY-MID SCH	370.00	0.00	370.00	0.00	224.01	145.99
<u>A 2610.460-01-0000</u>	BOOKS LIBRARY-STANTON	3,000.00	0.00	3,000.00	0.00	0.00	3,000.00
<u>A 2610.460-02-0000</u>	BOOKS LIBRARY-KNIGHT	4,000.00	0.00	4,000.00	0.00	2,311.93	1,688.07
<u>A 2610.460-04-0000</u>	BOOKS LIBRARY-MYND	4,000.00	0.00	4,000.00	2,681.82	214.79	1,103.39
<u>A 2610.460-05-0000</u>	BOOKS/LIBRARY-MIDDLE SCH	3,000.00	0.00	3,000.00	0.00	0.00	3,000.00
<u>A 2610.460-12-0000</u>	AIDABLE LIBRARY MATERIALS - FLCS	500.00	0.00	500.00	0.00	0.00	500.00
<u>A 2610.490-00-0000</u>	BOCES - AV REPAIRS AND SERVICE	56,544.00	0.00	56,544.00	5,654.39	50,889.51	0.10
2610	SCHOOL LIBRARY & AUDIOVISUAL *	205,503.00	0.00	205,503.00	17,708.69	153,438.19	34,356.12
<u>A 2630.150-00-0000</u>	IPS COMPUTER	65,000.00	0.00	65,000.00	0.00	0.00	65,000.00
<u>A 2630.160-00-0000</u>	NON-IPS COMPUTER	0.00	0.00	0.00	0.00	0.00	0.00
<u>A 2630.160-00-1000</u>	EXTRA DUTY-NON IPS	0.00	0.00	0.00	233.20	0.00	-233.20
<u>A 2630.160-01-0000</u>	NON-IPS COMPUTER - CADY STANTON	11,759.00	0.00	11,759.00	1,119.40	9,050.13	1,589.47
<u>A 2630.160-02-0000</u>	NON-IPS COMPUTER - FRANK KNIGHT	11,759.00	0.00	11,759.00	1,119.40	9,050.13	1,589.47
<u>A 2630.160-04-0000</u>	NON-IPS COMPUTER - HS	53,123.00	0.00	53,123.00	5,865.90	34,692.96	12,564.14
<u>A 2630.160-05-0000</u>	NON-IPS COMPUTER - MS	11,759.00	0.00	11,759.00	4,413.78	13,241.56	-5,896.34
<u>A 2630.220-00-0000</u>	COMPUTER EQUIPMENT DISTRICTWIDE	50,000.00	0.00	50,000.00	5,568.39	0.00	44,431.61
<u>A 2630.400-00-0000</u>	OTHER EXPENSE - DISTRICTWIDE	24,316.00	5,460.00	29,776.00	6,883.44	5,725.87	17,166.69
<u>A 2630.450-00-0000</u>	COMPUTER SUPPLIES-DISTWIDE	14,148.00	7,672.00	21,820.00	11,665.98	658.00	9,496.02
<u>A 2630.460-00-0000</u>	COMPUTER SOFTWARE DISTRICTWIDE	17,502.00	0.00	17,502.00	5,151.87	4,139.64	8,210.49
<u>A 2630.490-00-0000</u>	COMPUTER INSTRUCTION - BOCES	791,368.00	0.00	791,368.00	326,719.32	382,619.83	82,028.85
2630	COMPUTER ASSISTED INSTRUCTION *	1,050,734.00	13,132.00	1,063,866.00	368,740.68	459,178.12	235,947.20
26	Social Security Tax **	1,256,237.00	13,132.00	1,269,369.00	386,449.37	612,616.31	270,303.32
<u>A 2810.150-00-1000</u>	IPS GUIDANCE-EXTRA DUTY	20,920.00	0.00	20,920.00	1,106.64	0.00	19,813.36
<u>A 2810.150-04-0000</u>	IPS GUIDANCE - HS	115,625.00	0.00	115,625.00	13,328.23	105,314.00	-3,017.23
<u>A 2810.150-05-0000</u>	IPS GUIDANCE - MS	76,821.00	0.00	76,821.00	0.00	0.00	76,821.00
<u>A 2810.160-00-1000</u>	EXTRA DUTY-GUIDANCE NON IPS	2,732.00	0.00	2,732.00	2,376.36	0.00	355.64
<u>A 2810.160-04-0000</u>	NON IPS GUIDANCE - HS	28,281.00	0.00	28,281.00	2,363.96	26,003.58	-86.54

SENECA FALLS CSD

Appropriation Status Detail Report By Function From 7/1/2024 To 7/31/2025



Account	Description	Budget	Adjustments	Adj. Budget	Expensed	Encumbered	Available
<u>A 2810.160-05-0000</u>	NON IPS GUIDANCE - MS	40,966.00	0.00	40,966.00	10,310.64	30,931.88	-276.52
<u>A 2810.400-00-0000</u>	OTHER EXPENSE GUIDANCE	8,000.00	0.00	8,000.00	0.00	0.00	8,000.00
<u>A 2810.400-00-9999</u>	OTHER EXPENSE - SRO	100,000.00	0.00	100,000.00	6,174.60	18,523.80	75,301.60
<u>A 2810.450-00-0000</u>	SUPPLIES-GUIDANCE	6,500.00	0.00	6,500.00	2,895.44	2,851.75	752.81
2810	GUIDANCE-REGULAR SCHOOL *	399,845.00	0.00	399,845.00	38,555.87	183,625.01	177,664.12
<u>A 2815.150-01-0000</u>	IPS HEALTH - STANTON	40,715.00	0.00	40,715.00	3,418.84	37,607.26	-311.10
<u>A 2815.150-02-0000</u>	IPS HEALTH - KNIGHT	46,929.00	0.00	46,929.00	5,127.56	46,173.06	-4,371.62
<u>A 2815.150-05-0000</u>	IPS HEALTH - MS	46,726.00	0.00	46,726.00	4,048.72	43,298.45	-621.17
<u>A 2815.160-01-0000</u>	NON IPS HEALTH - STANTON	30,185.00	0.00	30,185.00	2,980.30	26,822.63	382.07
<u>A 2815.160-01-1000</u>	EXT. DUTY- NON IPS HEALTH - STANTON	150.00	0.00	150.00	0.00	0.00	150.00
<u>A 2815.160-01-2000</u>	SUBS-NON IPS HEALTH - CADY STANTON	500.00	0.00	500.00	0.00	0.00	500.00
<u>A 2815.160-02-1000</u>	EXT. DUTY- NON IPS HEALTH - KNIGHT	150.00	0.00	150.00	126.30	0.00	23.70
<u>A 2815.160-02-2000</u>	SUBS-NON IPS HEALTH - FRANK KNIGHT	500.00	0.00	500.00	0.00	0.00	500.00
<u>A 2815.160-05-0000</u>	NON IPS HEALTH - MS	29,526.00	0.00	29,526.00	2,915.14	26,236.22	374.64
<u>A 2815.160-05-1000</u>	EXT. DUTY- NON IPS HEALTH - MS	2,700.00	0.00	2,700.00	2,756.22	0.00	-56.22
<u>A 2815.160-05-2000</u>	SUBS-NON IPS HEALTH - MS	620.00	0.00	620.00	0.00	0.00	620.00
<u>A 2815.400-00-0000</u>	OTHER EXP HEALTH	35,657.00	475.00	36,132.00	374.25	32,500.00	3,257.75
<u>A 2815.450-00-0000</u>	SUPPLIES-HEALTH	6,000.00	0.00	6,000.00	3,613.11	1,695.06	691.83
2815	HEALTH SERVICES-REGULAR SCHOOL *	240,358.00	475.00	240,833.00	25,360.44	214,332.68	1,139.88
<u>A 2820.150-00-1000</u>	EXTRA DUTY-PSYCHOLOGIST	4,000.00	0.00	4,000.00	178.25	0.00	3,821.75
<u>A 2820.150-01-0000</u>	IPS PSYCHOLOGIST - STANTON	133,378.00	0.00	133,378.00	6,767.90	21,002.10	105,608.00
<u>A 2820.150-02-0000</u>	IPS PSYCHOLOGIST - KNIGHT	179,867.00	0.00	179,867.00	4,739.82	52,138.18	122,989.00
<u>A 2820.150-04-0000</u>	IPS PSYCHOLOGIST - HS	152,479.00	0.00	152,479.00	4,393.84	48,332.16	99,753.00
<u>A 2820.150-05-0000</u>	IPS PSYCHOLOGIST - MS	54,495.00	0.00	54,495.00	327.50	2,947.50	51,220.00
<u>A 2820.400-00-0000</u>	OTHER EXP PSYCHOLOGIST	2,000.00	0.00	2,000.00	577.50	1,422.50	0.00
<u>A 2820.450-00-0000</u>	SUPPLIES-PSYCHOLOGIST	3,000.00	0.00	3,000.00	0.00	517.28	2,482.72
<u>A 2820.450-01-PSYC</u>	SUPPLIES-PSYCHOLOGIST STANTON	300.00	0.00	300.00	0.00	0.00	300.00
<u>A 2820.450-02-PSYC</u>	SUPPLIES-PSYCHOLOGIST KNIGHT	300.00	0.00	300.00	0.00	0.00	300.00
<u>A 2820.450-04-PSYC</u>	SUPPLIES-PSYCHOLOGIST HS	300.00	0.00	300.00	0.00	0.00	300.00
<u>A 2820.450-05-PSYC</u>	SUPPLIES-PSYCHOLOGIST MS	300.00	0.00	300.00	0.00	0.00	300.00
2820	PSYCHOLOGICAL SRVC-REG SCHOOL *	530,419.00	0.00	530,419.00	16,984.81	126,359.72	387,074.47
<u>A 2850.150-01-0000</u>	IPS CO-CURRICULAR - CADT STANTON	1,000.00	0.00	1,000.00	2,500.00	0.00	-1,500.00
<u>A 2850.150-04-0000</u>	IPS CO-CURRICULAR - HS	46,242.00	0.00	46,242.00	28.00	0.00	46,214.00

SENECA FALLS CSD

Appropriation Status Detail Report By Function From 7/1/2024 To 7/31/2025



Account	Description	Budget	Adjustments	Adj. Budget	Expensed	Encumbered	Available
<u>A 2850.150-05-0000</u>	IPS CO-CURRICULAR - MS	30,828.00	0.00	30,828.00	1,118.00	0.00	29,710.00
<u>A 2850.400-00-0900</u>	CONTRACT EXP.-MUSIC-CO CURR	6,000.00	0.00	6,000.00	1,850.00	269.98	3,880.02
<u>A 2850.400-00-1200</u>	CONTRACT EXP.-CO CURR	3,000.00	0.00	3,000.00	0.00	0.00	3,000.00
<u>A 2850.450-00-0001</u>	SUPPLIES-HIGH SCHOOL	300.00	0.00	300.00	0.00	0.00	300.00
<u>A 2850.450-00-0900</u>	SUPPLIES-CO CURRICULAR	1,000.00	0.00	1,000.00	0.00	0.00	1,000.00
<u>A 2850.450-00-1201</u>	SUPPLIES-YEARBOOK	1,000.00	0.00	1,000.00	0.00	0.00	1,000.00
<u>A 2850.450-00-5030</u>	SUPPLIES-TREASURER-CO CURR	300.00	0.00	300.00	0.00	0.00	300.00
2850	CO-CURRICULAR ACTIV-REG SCHL	89,670.00	0.00	89,670.00	5,496.00	269.98	83,904.02
<u>A 2855.150-00-0000</u>	INSTRUCTIONAL SALARIES	0.00	0.00	0.00	231.66	0.00	-231.66
<u>A 2855.150-00-5000</u>	ATHLETIC DIRECTOR	49,155.00	0.00	49,155.00	12,792.66	38,378.07	-2,015.73
<u>A 2855.150-04-0000</u>	INSTRUCTIONAL SALARIES	148,844.00	0.00	148,844.00	700.00	0.00	148,144.00
<u>A 2855.150-04-1000</u>	EVENT SUPERVISOR	7,730.00	0.00	7,730.00	465.00	0.00	7,265.00
<u>A 2855.150-05-0000</u>	INSTRUCTIONAL SALARIES	63,790.00	0.00	63,790.00	0.00	0.00	63,790.00
<u>A 2855.150-05-1000</u>	EVENT SUPERVISOR - MIDDLE SCHOOL	2,000.00	0.00	2,000.00	0.00	0.00	2,000.00
<u>A 2855.200-00-0000</u>	ATHLETIC EQUIPMENT	5,000.00	0.00	5,000.00	0.00	0.00	5,000.00
<u>A 2855.400-00-0000</u>	CONTRACTUAL	45,947.00	0.00	45,947.00	4,904.00	20,100.00	20,943.00
<u>A 2855.400-00-1500</u>	ATHLETIC OFFICIALS	55,000.00	0.00	55,000.00	6,596.20	0.00	48,403.80
<u>A 2855.450-00-0000</u>	SUPPLIES & MATERIALS	38,303.00	2,591.60	40,894.60	10,731.70	7,255.30	22,907.60
2855	INTERSCHOL ATHLETICS-REG SCHL	415,769.00	2,591.60	418,360.60	36,421.22	65,733.37	316,206.01
28	New York City Income Tax	1,676,061.00	3,066.60	1,679,127.60	122,818.34	590,320.76	965,988.50
2		20,787,873.00	39,854.50	20,827,727.50	2,216,789.03	14,217,269.88	4,393,668.59
<u>A 5510.150-00-0000</u>	TRANSPORTATION SUPERVISOR - JB	27,251.00	0.00	27,251.00	6,650.58	19,951.62	648.80
<u>A 5510.160-00-0000</u>	MECHANICS TRANSP	11,375.00	0.00	11,375.00	24,112.67	78,667.75	-91,405.42
<u>A 5510.160-00-0011</u>	EXTRA CURRICULAR TRIPS K-6	0.00	0.00	0.00	37.71	0.00	-37.71
<u>A 5510.160-00-0012</u>	EXTRA CURRICULAR TRIPS 7-12	0.00	0.00	0.00	149.18	0.00	-149.18
<u>A 5510.160-00-0013</u>	EXTRA CURRICULAR TRIPS-BAND	5,000.00	0.00	5,000.00	0.00	0.00	5,000.00
<u>A 5510.160-00-0014</u>	EX CURRICULAR TRIPS-SPORTS	36,000.00	0.00	36,000.00	1,418.19	0.00	34,581.81
<u>A 5510.160-00-0015</u>	EX CURRICULAR TRIPS-OTHER	8,625.00	0.00	8,625.00	1,832.64	0.00	6,792.36
<u>A 5510.160-00-0551</u>	SALARIES-BUS DRIVERS	566,629.00	0.00	566,629.00	42,515.68	408,050.90	116,062.42
<u>A 5510.160-00-0552</u>	ADMIN SALARIES-NON IPS	107,698.00	0.00	107,698.00	19,567.86	58,703.54	29,426.60
<u>A 5510.160-00-0553</u>	SALARIES-BUS MONITORS	146,198.00	0.00	146,198.00	13,971.43	97,873.45	34,353.12
<u>A 5510.160-00-1000</u>	EXTRA DUTY-MECHANICS	5,000.00	0.00	5,000.00	0.00	0.00	5,000.00
<u>A 5510.160-00-1620</u>	MECHANICS SALARY	121,650.00	0.00	121,650.00	15,453.60	46,360.88	59,835.52

SENECA FALLS CSD

Appropriation Status Detail Report By Function From 7/1/2024 To 7/31/2025



Account	Description		Budget	Adjustments	Adj. Budget	Expensed	Encumbered	Available
<u>A 5510.160-00-1650</u>	SALARIES-BUS MONITORS		0.00	0.00	0.00	1,414.06	12,726.47	-14,140.53
<u>A 5510.160-00-2000</u>	SUBS-BUS DRIVERS		116,856.00	0.00	116,856.00	18,961.38	0.00	97,894.62
<u>A 5510.160-00-6000</u>	TRANSPORTATION SUPERVISOR		69,184.00	0.00	69,184.00	17,201.05	50,671.28	1,311.67
<u>A 5510.160-01-0011</u>	EXTRA CURRICULAR 3-5 TRIPS		3,500.00	0.00	3,500.00	0.00	0.00	3,500.00
<u>A 5510.160-02-0011</u>	EXTRA CURRICULAR K-2 TRIPS		3,500.00	0.00	3,500.00	0.00	0.00	3,500.00
<u>A 5510.160-04-0012</u>	EXTRA CURRICULAR 9-12 TRIPS		3,500.00	0.00	3,500.00	0.00	0.00	3,500.00
<u>A 5510.160-05-0012</u>	EXTRA CURRICULAR 6-8 TRIPS		3,500.00	0.00	3,500.00	0.00	0.00	3,500.00
<u>A 5510.200-00-0000</u>	EQUIPMENT TRANSP		10,000.00	29,997.50	39,997.50	29,997.50	0.00	10,000.00
<u>A 5510.400-00-0000</u>	OTHER EXP TRANSP		80,000.00	1,601.68	81,601.68	26,290.99	37,914.91	17,395.78
<u>A 5510.400-00-4300</u>	CONTRACT EXP.-MEALS		5,000.00	0.00	5,000.00	289.53	0.00	4,710.47
<u>A 5510.400-00-4400</u>	INSURANCE		20,000.00	1,002.00	21,002.00	238.00	3,000.00	17,764.00
<u>A 5510.450-00-0000</u>	SUPPLIES-TRANSPORTATION		80,000.00	35,262.00	115,262.00	10,327.04	53,849.18	51,085.78
<u>A 5510.450-00-5710</u>	GASOLINE		180,000.00	0.00	180,000.00	17,980.56	165,465.80	-3,446.36
<u>A 5510.450-00-5720</u>	DIESEL FUEL		80,000.00	0.00	80,000.00	3,456.10	76,543.90	0.00
<u>A 5510.450-00-5740</u>	OIL		10,000.00	0.00	10,000.00	0.00	0.00	10,000.00
<u>A 5510.450-00-5750</u>	TIRES		20,000.00	0.00	20,000.00	403.98	1,875.38	17,720.64
5510	DISTRICT TRANSPORT-MEDICAID	*	1,720,466.00	67,863.18	1,788,329.18	252,269.73	1,111,655.06	424,404.39
<u>A 5530.400-00-4020</u>	GAS-GARAGE		13,000.00	911.89	13,911.89	0.00	13,911.89	0.00
<u>A 5530.400-00-4030</u>	ELECTRIC-GARAGE		25,000.00	0.00	25,000.00	2,687.17	22,312.83	0.00
<u>A 5530.400-00-4040</u>	WATER-GARAGE		6,000.00	212.02	6,212.02	636.06	5,575.96	0.00
5530	GARAGE BUILDING	*	44,000.00	1,123.91	45,123.91	3,323.23	41,800.68	0.00
<u>A 5581.490-00-0000</u>	TRANS-BOCES-CONTRACT		8,500.00	0.00	8,500.00	850.00	7,650.00	0.00
5581	TRANSPORTATION FROM BOCES	*	8,500.00	0.00	8,500.00	850.00	7,650.00	0.00
55		**	1,772,966.00	68,987.09	1,841,953.09	256,442.96	1,161,105.74	424,404.39
5		***	1,772,966.00	68,987.09	1,841,953.09	256,442.96	1,161,105.74	424,404.39
<u>A 9010.800-00-0000</u>	STATE RET EMP BEN		566,505.00	0.00	566,505.00	0.00	566,505.00	0.00
9010	STATE RETIREMENT	*	566,505.00	0.00	566,505.00	0.00	566,505.00	0.00
<u>A 9020.800-00-0000</u>	TEACHERS RET EMP BEN		1,139,775.00	0.00	1,139,775.00	0.00	0.00	1,139,775.00
9020	TEACHERS' RETIREMENT	*	1,139,775.00	0.00	1,139,775.00	0.00	0.00	1,139,775.00
<u>A 9030.800-00-0000</u>	SOCIAL SECURITY EMP BEN		1,159,105.00	0.00	1,159,105.00	139,893.01	0.00	1,019,211.99
9030	SOCIAL SECURITY	*	1,159,105.00	0.00	1,159,105.00	139,893.01	0.00	1,019,211.99
<u>A 9040.800-00-0000</u>	WORKMANS COMP EMP BEN		220,000.00	0.00	220,000.00	185,250.77	0.00	34,749.23
9040	WORKERS' COMPENSATION	*	220,000.00	0.00	220,000.00	185,250.77	0.00	34,749.23

SENECA FALLS CSD

Appropriation Status Detail Report By Function From 7/1/2024 To 7/31/2025



Account	Description		Budget	Adjustments	Adj. Budget	Expensed	Encumbered	Available
<u>A 9050.800-00-0000</u>	UNEMPLOYMENT INSURANCE		5,000.00	0.00	5,000.00	535.29	0.00	4,464.71
9050	UNEMPLOYMENT INSURANCE	*	5,000.00	0.00	5,000.00	535.29	0.00	4,464.71
<u>A 9060.800-00-0000</u>	HOSP/MED INS EMP BEN		0.00	-6,000.00	-6,000.00	312,636.91	0.00	-318,636.91
<u>A 9060.800-00-0FSA</u>	FSA CONTRIBUTIONS		0.00	0.00	0.00	-677.50	0.00	677.50
<u>A 9060.800-00-0HSA</u>	HSA CONTRIBUTIONS		0.00	0.00	0.00	12,989.12	0.00	-12,989.12
<u>A 9060.800-00-8010</u>	DENTAL INSURANCE -ACTIVE		99,263.00	0.00	99,263.00	39,393.59	55,575.68	4,293.73
<u>A 9060.800-00-8030</u>	HOSP/MED INS EMP BEN-ACTIVE		4,455,098.00	0.00	4,455,098.00	1,036,491.74	3,432,154.20	-13,547.94
<u>A 9060.800-00-8040</u>	HOSP/MED INS EMP BEN-INACTIVE		644,500.00	0.00	644,500.00	212,757.75	431,742.25	0.00
9060	HOSPITAL, MEDICAL & DENTAL INS	*	5,198,861.00	-6,000.00	5,192,861.00	1,613,591.61	3,919,472.13	-340,202.74
90		**	8,289,246.00	-6,000.00	8,283,246.00	1,939,270.68	4,485,977.13	1,857,998.19
<u>A 9711.600-00-0000</u>	SER BONDS-CONST-PRIN		1,550,000.00	0.00	1,550,000.00	0.00	1,550,000.00	0.00
<u>A 9711.700-00-0000</u>	SER BONDS-CONST-INT		911,957.00	0.00	911,957.00	0.00	911,956.26	0.74
9711	SERIAL BOND	*	2,461,957.00	0.00	2,461,957.00	0.00	2,461,956.26	0.74
<u>A 9731.700-00-0000</u>	BAN-CONST-INT		40,000.00	0.00	40,000.00	0.00	0.00	40,000.00
9731	Bond Anticipation Notes School	*	40,000.00	0.00	40,000.00	0.00	0.00	40,000.00
97	Endowment, Scholarship and Gift Fund	**	2,501,957.00	0.00	2,501,957.00	0.00	2,461,956.26	40,000.74
<u>A 9901.930-00-0000</u>	TRANS TO SCHL LUNCH FUND		40,000.00	0.00	40,000.00	0.00	0.00	40,000.00
<u>A 9901.950-00-0000</u>	TRANSFER TO SPEC AID FUND		115,000.00	0.00	115,000.00	0.00	0.00	115,000.00
9901	TRANSFER TO SPECIAL AID	*	155,000.00	0.00	155,000.00	0.00	0.00	155,000.00
99		**	155,000.00	0.00	155,000.00	0.00	0.00	155,000.00
9		***	10,946,203.00	-6,000.00	10,940,203.00	1,939,270.68	6,947,933.39	2,052,998.93
	Fund ATotals:		36,886,754.00	170,516.28	37,057,270.28	5,078,680.53	24,558,097.26	7,420,492.49
Grand Totals:			36,886,754.00	170,516.28	37,057,270.28	5,078,680.53	24,558,097.26	7,420,492.49

SENECA FALLS CSD

Appropriation Status Detail Report By Function From 7/1/2024 To 7/31/2025



Account	Description	Budget	Adjustments	Adj. Budget	Expensed	Encumbered	Available
<u>C 2860.160-00-0000</u>	SALARIES	246,867.00	0.00	246,867.00	23,660.80	220,675.61	2,530.59
<u>C 2860.160-00-0001</u>	SALARIES - SUMMER	12,500.00	0.00	12,500.00	7,504.29	0.00	4,995.71
<u>C 2860.160-00-1000</u>	NON-INSTRUCTIONAL EXTRA-DUTY	6,200.00	0.00	6,200.00	1,198.12	0.00	5,001.88
<u>C 2860.160-00-2000</u>	SUBSTITUTES	3,100.00	0.00	3,100.00	2,863.44	0.00	236.56
<u>C 2860.200-00-0000</u>	EQUIPMENT	40,000.00	10,944.00	50,944.00	4,425.72	9,845.00	36,673.28
<u>C 2860.400-00-0000</u>	OTHER EXPENSE	20,000.00	83,228.85	103,228.85	87,264.36	12,106.53	3,857.96
<u>C 2860.400-00-0001</u>	OTHER EXPENSE - SUMMER	1,000.00	0.00	1,000.00	0.00	0.00	1,000.00
<u>C 2860.450-00-0000</u>	FOOD SUPPLIES	201,000.00	0.00	201,000.00	21,519.50	142,480.50	37,000.00
<u>C 2860.450-00-0001</u>	FOOD SUPPLIES - SUMMER	3,000.00	0.00	3,000.00	1,650.80	0.00	1,349.20
<u>C 2860.450-00-4520</u>	OTHER SUPPLIES	33,000.00	0.00	33,000.00	2,589.71	21,706.99	8,703.30
<u>C 2860.450-00-4530</u>	SURPLUS	30,000.00	0.00	30,000.00	0.00	8,000.00	22,000.00
<u>C 2860.450-00-LFSP</u>	LFS - FOOD SUPPLIES	3,104.00	0.00	3,104.00	0.00	0.00	3,104.00
<u>C 2860.450-00-SUPP</u>	FOOD SUPPLIES - SCA	28,056.00	0.00	28,056.00	3,214.40	24,841.60	0.00
<u>C 2860.490-00-0000</u>	BOCES-SCHOOL FOOD MANAGEMENT	96,608.00	0.00	96,608.00	9,660.80	86,947.20	0.00
2860	*	724,435.00	94,172.85	818,607.85	165,551.94	526,603.43	126,452.48
28	**	724,435.00	94,172.85	818,607.85	165,551.94	526,603.43	126,452.48
2	***	724,435.00	94,172.85	818,607.85	165,551.94	526,603.43	126,452.48
<u>C 9010.800-00-0000</u>	STATE RETIREMENT	30,891.00	0.00	30,891.00	0.00	0.00	30,891.00
<u>C 9010.800-00-0001</u>	STATE RETIREMENT - SUMMER	2,250.00	0.00	2,250.00	0.00	0.00	2,250.00
9010	*	33,141.00	0.00	33,141.00	0.00	0.00	33,141.00
<u>C 9030.800-00-0000</u>	SOCIAL SECURITY	188,546.00	0.00	188,546.00	2,712.98	0.00	185,833.02
<u>C 9030.800-00-0001</u>	SOCIAL SECURITY - SUMMER	1,875.00	0.00	1,875.00	0.00	0.00	1,875.00
9030	*	190,421.00	0.00	190,421.00	2,712.98	0.00	187,708.02
<u>C 9060.800-00-0000</u>	NON-INST.MEDICAL	50,600.00	0.00	50,600.00	0.00	0.00	50,600.00
<u>C 9060.800-00-8020</u>	NON-INST.DENTAL	2,040.00	0.00	2,040.00	0.00	0.00	2,040.00
9060	*	52,640.00	0.00	52,640.00	0.00	0.00	52,640.00
90	**	276,202.00	0.00	276,202.00	2,712.98	0.00	273,489.02
9	***	276,202.00	0.00	276,202.00	2,712.98	0.00	273,489.02
Fund CTotals:		1,000,637.00	94,172.85	1,094,809.85	168,264.92	526,603.43	399,941.50
Grand Totals:		1,000,637.00	94,172.85	1,094,809.85	168,264.92	526,603.43	399,941.50

SENECA FALLS CSD

Appropriation Status Detail Report By Function From 7/1/2024 To 7/31/2025



Account	Description	Budget	Adjustments	Adj. Budget	Expensed	Encumbered	Available
<u>FA224 2110.150-00-0000</u>	TITLE I SIG INSTR. SAL. 2024	4,185.00	0.00	4,185.00	0.00	0.00	4,185.00
<u>FA224 2110.450-00-0000</u>	TITLE I SIG SUPPLIES 2024	0.65	0.00	0.65	0.00	0.00	0.65
2110	*	4,185.65	0.00	4,185.65	0.00	0.00	4,185.65
21	**	4,185.65	0.00	4,185.65	0.00	0.00	4,185.65
2	***	4,185.65	0.00	4,185.65	0.00	0.00	4,185.65
Fund FA224Totals:		4,185.65	0.00	4,185.65	0.00	0.00	4,185.65
<u>FA24 2110.150-01-0000</u>	TITLE I INSTR. SAL. 23-24 STANTON	2,004.00	0.00	2,004.00	11,473.22	116,989.82	-126,459.04
<u>FA24 2110.150-02-0000</u>	TITLE I INSTR. SAL. 23-24 KNIGHT	50,439.00	0.00	50,439.00	15,996.72	159,003.77	-124,561.49
<u>FA24 2110.150-05-0000</u>	TITLE I INSTR. SAL. 23-24 MS	-49,303.00	0.00	-49,303.00	7,312.58	74,896.72	-131,512.30
<u>FA24 2110.400-06-0000</u>	TITLE I CONTRACT SERV NON-PUBLIC 23-24	0.00	0.00	0.00	0.00	-60.00	60.00
<u>FA24 2110.450-01-0000</u>	TITLE I SUPPLIES CADY STANTON 23-24	377.67	0.00	377.67	0.00	0.00	377.67
<u>FA24 2110.450-02-0000</u>	TITLE I SUPPLIES FRANK KNIGHT 23-24	186.60	0.00	186.60	0.00	0.00	186.60
<u>FA24 2110.450-05-0000</u>	TITLE I SUPPLIES MIDDLE SCHOOL 23-24	3,489.06	0.00	3,489.06	0.00	0.00	3,489.06
2110	*	7,193.33	0.00	7,193.33	34,782.52	350,830.31	-378,419.50
21	**	7,193.33	0.00	7,193.33	34,782.52	350,830.31	-378,419.50
2	***	7,193.33	0.00	7,193.33	34,782.52	350,830.31	-378,419.50
Fund FA24Totals:		7,193.33	0.00	7,193.33	34,782.52	350,830.31	-378,419.50
<u>FB24 2250.150-01-00</u>	SECT. 611 INSTR. SAL STANTON 23-24	-744.00	0.00	-744.00	6,544.66	71,991.34	-79,280.00
<u>FB24 2250.150-02-00</u>	SECT. 611 INSTR. SAL KNIGHT 23-24	-1,007.50	0.00	-1,007.50	7,105.00	78,155.00	-86,267.50
<u>FB24 2250.150-04-00</u>	SECT. 611 INSTR. SAL HS 23-24	1,997.00	0.00	1,997.00	6,698.26	73,680.74	-78,382.00
<u>FB24 2250.150-05-00</u>	SECT. 611 INSTR. SAL MS 23-24	1,259.00	0.00	1,259.00	13,025.50	117,229.50	-128,996.00
<u>FB24 2250.400-00-00</u>	SECT. 611 PURCHASED SERV. NON-PUBLIC 23-24	-1,765.10	0.00	-1,765.10	0.00	0.00	-1,765.10
<u>FB24 2250.400-06-00</u>	SECT. 611 PURCHASED SERV. 23-24 NON-PUBLIC	3,394.00	0.00	3,394.00	0.00	0.00	3,394.00
<u>FB24 2250.450-01-00</u>	SECT. 611 MATERIALS/SUPPLIES STANTON 23-24	1,282.51	0.00	1,282.51	0.00	0.00	1,282.51
2250	*	4,415.91	0.00	4,415.91	33,373.42	341,056.58	-370,014.09
22	**	4,415.91	0.00	4,415.91	33,373.42	341,056.58	-370,014.09
2	***	4,415.91	0.00	4,415.91	33,373.42	341,056.58	-370,014.09
Fund FB24Totals:		4,415.91	0.00	4,415.91	33,373.42	341,056.58	-370,014.09

SENECA FALLS CSD

Appropriation Status Detail Report By Function From 7/1/2024 To 7/31/2025



Account	Description	Budget	Adjustments	Adj. Budget	Expensed	Encumbered	Available
<u>FC24 2070.150-01-0000</u>	TITLE IIA INSTR. SAL. STANTON 23-24	2,453.05	0.00	2,453.05	0.00	0.00	2,453.05
<u>FC24 2070.150-02-0000</u>	TITLE IIA INSTR. SAL. KNIGHT 23-24	4,033.97	0.00	4,033.97	0.00	0.00	4,033.97
<u>FC24 2070.150-04-0000</u>	TITLE IIA INSTR. SAL. HS 23-24	8,064.80	0.00	8,064.80	0.00	0.00	8,064.80
<u>FC24 2070.150-05-0000</u>	TITLE IIA INSTR. SAL. MS 23-24	5,427.50	0.00	5,427.50	9,968.00	0.00	-4,540.50
<u>FC24 2070.400-02-0000</u>	TITLE IIA PURCHASED SERVICE 23-24	-1,000.00	0.00	-1,000.00	-1,000.00	0.00	0.00
<u>FC24 2070.400-04-0000</u>	TITLE IIA PURCHASED SERVICE 23-24	-1,000.00	0.00	-1,000.00	-1,000.00	0.00	0.00
2070	*	17,979.32	0.00	17,979.32	7,968.00	0.00	10,011.32
20	**	17,979.32	0.00	17,979.32	7,968.00	0.00	10,011.32
2	***	17,979.32	0.00	17,979.32	7,968.00	0.00	10,011.32
Fund FC24Totals:		17,979.32	0.00	17,979.32	7,968.00	0.00	10,011.32
<u>FD24 2250.150-00-00</u>	TITLE III INSTR. SAL. 23-24	770.00	0.00	770.00	370.00	0.00	400.00
2250	*	770.00	0.00	770.00	370.00	0.00	400.00
22	**	770.00	0.00	770.00	370.00	0.00	400.00
2	***	770.00	0.00	770.00	370.00	0.00	400.00
Fund FD24Totals:		770.00	0.00	770.00	370.00	0.00	400.00
<u>FF25 2110.400-00-0000</u>	TITLE IV DISTRICTWIDE 24-25	0.00	0.00	0.00	9,374.85	0.00	-9,374.85
2110	*	0.00	0.00	0.00	9,374.85	0.00	-9,374.85
21	**	0.00	0.00	0.00	9,374.85	0.00	-9,374.85
2	***	0.00	0.00	0.00	9,374.85	0.00	-9,374.85
Fund FF25Totals:		0.00	0.00	0.00	9,374.85	0.00	-9,374.85
<u>FL 2850.150-00-00</u>	Wellness Grant - Non Instructional Sal	0.00	0.00	0.00	0.00	0.00	0.00
2850	*	0.00	0.00	0.00	0.00	0.00	0.00
28	**	0.00	0.00	0.00	0.00	0.00	0.00
2	***	0.00	0.00	0.00	0.00	0.00	0.00
Fund FLTotals:		0.00	0.00	0.00	0.00	0.00	0.00
<u>FN122 2110.150-01-00</u>	SALARIES - STANTON- ARP SUMMER LEARNING	9,216.13	0.00	9,216.13	6,221.80	0.00	2,994.33
<u>FN122 2110.150-02-00</u>	SALARIES - KNIGHT - ARP SUMMER LEARNING	13,161.53	0.00	13,161.53	5,523.22	0.00	7,638.31
<u>FN122 2110.150-05-00</u>	SALARIES - MIDDLE SCHOOL- ARP SUMMER LEARNING	0.00	0.00	0.00	10,507.87	0.00	-10,507.87

SENECA FALLS CSD

Appropriation Status Detail Report By Function From 7/1/2024 To 7/31/2025



Account	Description	Budget	Adjustments	Adj. Budget	Expensed	Encumbered	Available
<u>FN122 2110.160-01-00</u>	SALARIES - STANTON - ARP SUMMER LEARNING	5,092.42	0.00	5,092.42	8,236.63	0.00	-3,144.21
<u>FN122 2110.160-02-00</u>	SALARIES - KNIGHT - ARP SUMMER LEARNING	5,705.51	0.00	5,705.51	2,681.35	0.00	3,024.16
2110	*	33,175.59	0.00	33,175.59	33,170.87	0.00	4.72
21	**	33,175.59	0.00	33,175.59	33,170.87	0.00	4.72
2	***	33,175.59	0.00	33,175.59	33,170.87	0.00	4.72
<u>FN122 5510.160-00-00</u>	SALARIES - BUS DRIVERS	13,450.12	0.00	13,450.12	13,450.12	0.00	0.00
5510	*	13,450.12	0.00	13,450.12	13,450.12	0.00	0.00
55	**	13,450.12	0.00	13,450.12	13,450.12	0.00	0.00
5	***	13,450.12	0.00	13,450.12	13,450.12	0.00	0.00
Fund FN122Totals:		46,625.71	0.00	46,625.71	46,620.99	0.00	4.72
<u>FN22 1621.450-00-FR</u>	SUPPLIES - FEDERAL RESERVE	453.38	0.00	453.38	0.00	0.00	453.38
1621	*	453.38	0.00	453.38	0.00	0.00	453.38
16	**	453.38	0.00	453.38	0.00	0.00	453.38
1	***	453.38	0.00	453.38	0.00	0.00	453.38
<u>FN22 2110.150-01-AS</u>	SALARIES - STANTON - AFTER SCHOOL	3,089.00	0.00	3,089.00	0.00	0.00	3,089.00
<u>FN22 2110.150-01-FR</u>	SALARIES - STANTON - FEDERAL RESERVE	134,531.74	0.00	134,531.74	26,485.92	281,068.08	-173,022.26
<u>FN22 2110.150-02-FR</u>	SALARIES - KNIGHT - FEDERAL RESERVE	0.00	0.00	0.00	4,758.32	52,341.68	-57,100.00
<u>FN22 2110.150-04-FR</u>	SALARIES - HS- FEDERAL RESERVE	0.00	0.00	0.00	25,798.20	283,780.66	-309,578.86
<u>FN22 2110.150-05-FR</u>	SALARIES - MS - FEDERAL RESERVE	0.00	0.00	0.00	6,593.55	51,865.83	-58,459.38
<u>FN22 2110.160-02-FR</u>	SALARIES - KNIGHT - FEDERAL RESERVE	0.00	0.00	0.00	3,417.94	33,873.74	-37,291.68
<u>FN22 2110.450-02-FR</u>	SUPPLIES - KNIGHT - FEDERAL RESERVE	27,254.76	0.00	27,254.76	0.00	0.00	27,254.76
2110	*	164,875.50	0.00	164,875.50	67,053.93	702,929.99	-605,108.42
21	**	164,875.50	0.00	164,875.50	67,053.93	702,929.99	-605,108.42
2	***	164,875.50	0.00	164,875.50	67,053.93	702,929.99	-605,108.42
Fund FN22Totals:		165,328.88	0.00	165,328.88	67,053.93	702,929.99	-604,655.04
<u>FN322 2110.150-01-00</u>	SALARIES - STANTON - LEARNING LOSS	0.00	0.00	0.00	6,144.42	67,588.58	-73,733.00
<u>FN322 2110.150-02-00</u>	SALARIES - KNIGHT - LEARNING LOSS	0.00	0.00	0.00	5,404.42	59,448.58	-64,853.00
<u>FN322 2110.150-04-00</u>	SALARIES - HS- LEARNING LOSS	0.00	0.00	0.00	2,300.90	20,708.14	-23,009.04
<u>FN322 2110.150-05-00</u>	SALARIES - MS- LEARNING LOSS	0.00	0.00	0.00	6,420.24	70,622.76	-77,043.00

SENECA FALLS CSD

Appropriation Status Detail Report By Function From 7/1/2024 To 7/31/2025



Account	Description	Budget	Adjustments	Adj. Budget	Expensed	Encumbered	Available
2110	*	0.00	0.00	0.00	20,269.98	218,368.06	-238,638.04
21	**	0.00	0.00	0.00	20,269.98	218,368.06	-238,638.04
2	***	0.00	0.00	0.00	20,269.98	218,368.06	-238,638.04
Fund FN322Totals:		0.00	0.00	0.00	20,269.98	218,368.06	-238,638.04
<u>FN422 2110.150-00-00</u>	SALARIES - ARP HOMELESS CHILDREN	414.00	0.00	414.00	361.00	0.00	53.00
<u>FN422 2110.400-00-00</u>	PURCHASE SERVICES - ARP HOMELESS CHILDREN	547.00	0.00	547.00	600.00	0.00	-53.00
<u>FN422 2110.450-00-00</u>	SUPPLIES - ARP HOMELESS CHILDREN	7,190.52	0.00	7,190.52	5,523.13	1,667.59	-0.20
2110	*	8,151.52	0.00	8,151.52	6,484.13	1,667.59	-0.20
21	**	8,151.52	0.00	8,151.52	6,484.13	1,667.59	-0.20
2	***	8,151.52	0.00	8,151.52	6,484.13	1,667.59	-0.20
Fund FN422Totals:		8,151.52	0.00	8,151.52	6,484.13	1,667.59	-0.20
<u>FP24 2110.400-00-00</u>	CHCS PURCHASED SERVICES 23-24	2,500.00	0.00	2,500.00	0.00	0.00	2,500.00
<u>FP24 2110.450-01-00</u>	CHCS SUPPLIES - STANTON - 23-24	-2,690.54	0.00	-2,690.54	0.00	0.00	-2,690.54
<u>FP24 2110.450-02-00</u>	CHCS SUPPLIES - KNIGHT - 23-24	280.66	0.00	280.66	0.00	0.00	280.66
<u>FP24 2110.450-04-00</u>	CHCS SUPPLIES - HS - 22-23	435.29	0.00	435.29	0.00	0.00	435.29
<u>FP24 2110.450-05-00</u>	CHCS SUPPLIES - MS - 23-24	351.21	0.00	351.21	0.00	0.00	351.21
2110	*	876.62	0.00	876.62	0.00	0.00	876.62
21	**	876.62	0.00	876.62	0.00	0.00	876.62
2	***	876.62	0.00	876.62	0.00	0.00	876.62
Fund FP24Totals:		876.62	0.00	876.62	0.00	0.00	876.62
<u>FQ22 2110.150-00-00</u>	OJP INSTRUCTIONAL SALARIES - 21-22	47,527.56	0.00	47,527.56	11,405.76	34,217.24	1,904.56
<u>FQ22 2110.400-00-00</u>	OJP CONTRACTUAL - 21-22	41,963.25	0.00	41,963.25	0.00	0.00	41,963.25
<u>FQ22 2110.400-00-01</u>	OJP CONTRACTUAL - Romulus - 21-22	1,475.00	0.00	1,475.00	0.00	-31,138.67	32,613.67
<u>FQ22 2110.400-00-02</u>	OJP CONTRACTUAL - South Seneca - 21-22	1,475.00	0.00	1,475.00	0.00	-12,064.53	13,539.53
<u>FQ22 2110.450-00-00</u>	OJP MATERIALS & SUPPLIES - 21-22	6,001.00	0.00	6,001.00	0.00	0.00	6,001.00
<u>FQ22 2110.460-00-00</u>	OJP TRAVEL - 21-22	2.33	0.00	2.33	0.00	0.00	2.33
2110	*	98,444.14	0.00	98,444.14	11,405.76	-8,985.96	96,024.34
21	**	98,444.14	0.00	98,444.14	11,405.76	-8,985.96	96,024.34
2	***	98,444.14	0.00	98,444.14	11,405.76	-8,985.96	96,024.34
<u>FQ22 9020.800-00-00</u>	OJP TRS RETIREMENT - 21-22	4,448.73	0.00	4,448.73	0.00	0.00	4,448.73

SENECA FALLS CSD

Appropriation Status Detail Report By Function From 7/1/2024 To 7/31/2025



Account	Description		Budget	Adjustments	Adj. Budget	Expensed	Encumbered	Available
9020		*	4,448.73	0.00	4,448.73	0.00	0.00	4,448.73
<u>FQ22 9030.800-00-00</u>	OJP FICA/MEDICARE - 21-22		5,210.99	0.00	5,210.99	0.00	0.00	5,210.99
9030		*	5,210.99	0.00	5,210.99	0.00	0.00	5,210.99
90		**	9,659.72	0.00	9,659.72	0.00	0.00	9,659.72
9		***	9,659.72	0.00	9,659.72	0.00	0.00	9,659.72
Fund FQ22Totals:			108,103.86	0.00	108,103.86	11,405.76	-8,985.96	105,684.06
<u>FQ223 1988.400-00-00</u>	RURAL SCHOOLS MENTAL HEALTH - INDIRECT COST		277,276.00	0.00	277,276.00	0.00	0.00	277,276.00
1988		*	277,276.00	0.00	277,276.00	0.00	0.00	277,276.00
19		**	277,276.00	0.00	277,276.00	0.00	0.00	277,276.00
1		***	277,276.00	0.00	277,276.00	0.00	0.00	277,276.00
<u>FQ223 2820.150-00-00</u>	RURAL SCHOOL MENTAL HEALTH - PSYCHOLOGIST		396,590.78	0.00	396,590.78	36,617.76	109,853.24	250,119.78
<u>FQ223 2820.400-00-00</u>	RURAL SCHOOLS MENTAL HEALTH - OTHER EXP PSYCHOLOGIST		2,882,111.15	0.00	2,882,111.15	140,679.00	458,586.00	2,282,846.15
<u>FQ223 2820.450-00-00</u>	RURAL SCHOOL MENTAL HEALTH - SUPPLIES-PSYCHOLOGIST		67,124.95	0.00	67,124.95	2,507.65	1,276.11	63,341.19
<u>FQ223 2820.460-00-00</u>	RURAL SCHOOLS MENTAL HEALTH - TRAVEL-PSYCHOLOGIST		1,060,633.91	0.00	1,060,633.91	1,390.00	199,596.00	859,647.91
2820		*	4,406,460.79	0.00	4,406,460.79	181,194.41	769,311.35	3,455,955.03
28		**	4,406,460.79	0.00	4,406,460.79	181,194.41	769,311.35	3,455,955.03
2		***	4,406,460.79	0.00	4,406,460.79	181,194.41	769,311.35	3,455,955.03
<u>FQ223 9020.800-00-00</u>	RURAL SCHOOLS MENTAL HEALTH - TRS RETIREMENT		42,942.38	0.00	42,942.38	0.00	0.00	42,942.38
9020		*	42,942.38	0.00	42,942.38	0.00	0.00	42,942.38
<u>FQ223 9030.800-00-00</u>	RURAL SCHOOL MENTAL HEALTH - FICA/MEDICARE		31,454.11	0.00	31,454.11	0.00	0.00	31,454.11
9030		*	31,454.11	0.00	31,454.11	0.00	0.00	31,454.11
<u>FQ223 9060.800-00-00</u>	RURAL SCHOOLS MENTAL HEALTH - HOSP/MED INS EMP BEN		100,000.00	0.00	100,000.00	0.00	0.00	100,000.00
9060		*	100,000.00	0.00	100,000.00	0.00	0.00	100,000.00
90		**	174,396.49	0.00	174,396.49	0.00	0.00	174,396.49
9		***	174,396.49	0.00	174,396.49	0.00	0.00	174,396.49
Fund FQ223Totals:			4,858,133.28	0.00	4,858,133.28	181,194.41	769,311.35	3,907,627.52

SENECA FALLS CSD

Appropriation Status Detail Report By Function From 7/1/2024 To 7/31/2025



Account	Description	Budget	Adjustments	Adj. Budget	Expensed	Encumbered	Available
<u>FR23 2110.150-04-00</u>	FARM TO SCHOOL INSTR. SAL. 22-23	-50.00	0.00	-50.00	0.00	0.00	-50.00
<u>FR23 2110.150-05-00</u>	FARM TO SCHOOL INSTR. SAL. 22-23	3,808.00	0.00	3,808.00	0.00	0.00	3,808.00
2110	*	3,758.00	0.00	3,758.00	0.00	0.00	3,758.00
21	**	3,758.00	0.00	3,758.00	0.00	0.00	3,758.00
2	***	3,758.00	0.00	3,758.00	0.00	0.00	3,758.00
Fund FR23Totals:		3,758.00	0.00	3,758.00	0.00	0.00	3,758.00
<u>FS24 2510.150-00-0000</u>	UPK INSTRUCTIONAL SALARIES 23-24	0.00	0.00	0.00	19,484.20	192,433.91	-211,918.11
<u>FS24 2510.160-00-0000</u>	UPK SUPPORT SALARIES 23-24	0.00	0.00	0.00	840.30	7,562.68	-8,402.98
2510	*	0.00	0.00	0.00	20,324.50	199,996.59	-220,321.09
25	**	0.00	0.00	0.00	20,324.50	199,996.59	-220,321.09
2	***	0.00	0.00	0.00	20,324.50	199,996.59	-220,321.09
Fund FS24Totals:		0.00	0.00	0.00	20,324.50	199,996.59	-220,321.09
Grand Totals:		5,225,522.08	0.00	5,225,522.08	439,222.49	2,575,174.51	2,211,125.08

SENECA FALLS CSD



Appropriation Status Detail Report By Function From 7/1/2024 To 7/31/2025

Account	Description	Budget	Adjustments	Adj. Budget	Expensed	Encumbered	Available
<u>H 5510.210-01-0000</u>	BUS PURCHASES	0.00	0.00	0.00	616,210.20	0.00	-616,210.20
5510	*	0.00	0.00	0.00	616,210.20	0.00	-616,210.20
55	**	0.00	0.00	0.00	616,210.20	0.00	-616,210.20
5	***	0.00	0.00	0.00	616,210.20	0.00	-616,210.20
Fund HTotals:		0.00	0.00	0.00	616,210.20	0.00	-616,210.20
<u>H17 1620.293-00-0000</u>	CLASSROOM TECHNOLOGY	17,454.31	0.00	17,454.31	0.00	0.00	17,454.31
1620	*	17,454.31	0.00	17,454.31	0.00	0.00	17,454.31
16	**	17,454.31	0.00	17,454.31	0.00	0.00	17,454.31
1	***	17,454.31	0.00	17,454.31	0.00	0.00	17,454.31
Fund H17Totals:		17,454.31	0.00	17,454.31	0.00	0.00	17,454.31
<u>H18 1620.295-16-0000</u>	Plumbing - New Bus Garage - Thurston Dudek	0.95	0.00	0.95	0.00	0.00	0.95
<u>H18 1620.299-06-0000</u>	Non-Contractual - Bus Garage	2,000.00	0.00	2,000.00	0.00	0.00	2,000.00
1620	*	2,000.95	0.00	2,000.95	0.00	0.00	2,000.95
16	**	2,000.95	0.00	2,000.95	0.00	0.00	2,000.95
<u>H18 1999.002-00-0000</u>	CONTINGENCY	207,893.19	0.00	207,893.19	0.00	0.00	207,893.19
1999	*	207,893.19	0.00	207,893.19	0.00	0.00	207,893.19
19	**	207,893.19	0.00	207,893.19	0.00	0.00	207,893.19
1	***	209,894.14	0.00	209,894.14	0.00	0.00	209,894.14
<u>H18 2110.297-16-0000</u>	SITE DEVELOPMENT - NEW BUS GARAGE - LANDMARK	11,265.19	0.00	11,265.19	0.00	0.00	11,265.19
2110	*	11,265.19	0.00	11,265.19	0.00	0.00	11,265.19
21	**	11,265.19	0.00	11,265.19	0.00	0.00	11,265.19
2	***	11,265.19	0.00	11,265.19	0.00	0.00	11,265.19
Fund H18Totals:		221,159.33	0.00	221,159.33	0.00	0.00	221,159.33
<u>H24 1620.298-05-0000</u>	Utilities - Jr./Sr. High School	6,000.00	0.00	6,000.00	0.00	0.00	6,000.00
1620	*	6,000.00	0.00	6,000.00	0.00	0.00	6,000.00
16	**	6,000.00	0.00	6,000.00	0.00	0.00	6,000.00
<u>H24 1999.002-00-0000</u>	CONTINGENCY	21,159,050.00	0.00	21,159,050.00	0.00	0.00	21,159,050.00
1999	*	21,159,050.00	0.00	21,159,050.00	0.00	0.00	21,159,050.00
19	**	21,159,050.00	0.00	21,159,050.00	0.00	0.00	21,159,050.00

SENECA FALLS CSD

Appropriation Status Detail Report By Function From 7/1/2024 To 7/31/2025



Account	Description	Budget	Adjustments	Adj. Budget	Expensed	Encumbered	Available
1	***	21,165,050.00	0.00	21,165,050.00	0.00	0.00	21,165,050.00
<u>H24 2110.150-00-0000</u>	CLERK OF THE WORKS	50,000.00	0.00	50,000.00	0.00	0.00	50,000.00
<u>H24 2110.200-01-0000</u>	Furniture, Fixtures and Equipment - Cady Stanton	20,000.00	0.00	20,000.00	0.00	0.00	20,000.00
<u>H24 2110.200-02-0000</u>	Furniture, Fixtures and Equipment - Frank Knight	20,000.00	0.00	20,000.00	0.00	0.00	20,000.00
<u>H24 2110.200-05-0000</u>	Furniture, Fixtures and Equipment - Jr./Sr. High School	85,000.00	0.00	85,000.00	0.00	0.00	85,000.00
<u>H24 2110.201-00-0000</u>	CONSTRUCTION MANAGER	408,000.00	0.00	408,000.00	31,599.99	-31,599.99	408,000.00
<u>H24 2110.201-00-0001</u>	CONSTRUCTION MANAGER REIMBURSEABLES	15,000.00	0.00	15,000.00	2,139.02	12,860.98	0.00
<u>H24 2110.240-00-0000</u>	CONTRACTUAL	-6,515.00	0.00	-6,515.00	0.00	-668.75	-5,846.25
<u>H24 2110.243-00-0000</u>	INSURANCE DURING CONSTRUCTION - DISTRICT	20,000.00	0.00	20,000.00	0.00	0.00	20,000.00
<u>H24 2110.244-00-0000</u>	LEGAL	233,750.00	0.00	233,750.00	0.00	0.00	233,750.00
<u>H24 2110.245-00-0000</u>	ARCHITECTS	120,411.57	0.00	120,411.57	282,562.60	-282,562.60	120,411.57
<u>H24 2110.245-00-0001</u>	ARCHITECTS REIMBURSEABLES	0.00	0.00	0.00	11,347.08	-11,347.08	0.00
<u>H24 2110.246-00-0000</u>	ENGINEERING	251,530.00	0.00	251,530.00	10,076.25	-10,076.25	251,530.00
<u>H24 2110.246-01-0000</u>	SURVEYING AND ENGINEERING - CADY STANTON	-5,000.00	0.00	-5,000.00	0.00	0.00	-5,000.00
<u>H24 2110.246-02-0000</u>	SURVEYING AND ENGINEERING - FRANK KNIGHT	-4,000.00	0.00	-4,000.00	0.00	0.00	-4,000.00
<u>H24 2110.246-05-0000</u>	SURVEYING AND ENGINEERING - JR./SR. HIGH SCHOOL	-29,275.00	0.00	-29,275.00	0.00	0.00	-29,275.00
<u>H24 2110.297-05-0000</u>	SITE DEVELOPMENT - JR./SR. HIGH SCHOOL -	15,000.00	0.00	15,000.00	0.00	0.00	15,000.00
<u>H24 2110.298-05-0000</u>	UTILITIES AND SERVICES - JR./SR. HIGH SCHOOL	29,000.00	0.00	29,000.00	0.00	0.00	29,000.00
2110	*	1,222,901.57	0.00	1,222,901.57	337,724.94	-323,393.69	1,208,570.32
21	**	1,222,901.57	0.00	1,222,901.57	337,724.94	-323,393.69	1,208,570.32
2	***	1,222,901.57	0.00	1,222,901.57	337,724.94	-323,393.69	1,208,570.32
Fund H24Totals:		22,387,951.57	0.00	22,387,951.57	337,724.94	-323,393.69	22,373,620.32
<u>H25 1620.294-01-0000</u>	HVAC - Cady Stanton -	6,412.70	0.00	6,412.70	0.00	0.00	6,412.70
1620	*	6,412.70	0.00	6,412.70	0.00	0.00	6,412.70
16	**	6,412.70	0.00	6,412.70	0.00	0.00	6,412.70
1	***	6,412.70	0.00	6,412.70	0.00	0.00	6,412.70

**SENECA FALLS CENTRAL SCHOOL DISTRICT
MONTHLY REPORT OF THE TREASURER
PERIOD ENDING August 2024**


CASH BALANCE ON HAND:	GENERAL FUND	SCHOOL LUNCH FUND	FEDERAL FUND	CAPITAL FUND	DEBT SERVICE FUND
OPENING BALANCE:	\$16,519,738.37	\$232,914.89	\$906,610.92	\$3,595,330.95	\$1,045,595.36
+ CASH RECEIPTS	\$1,958,008.79	\$1,077.86	\$380,154.60	\$1,009.39	\$4,579.81
- CASH DISBURSEMENTS:	\$2,328,997.66	\$26,180.70	\$876,816.59	\$81,403.73	
CLOSING BALANCE:	\$16,148,749.50	\$207,812.05	\$409,948.93	\$3,514,936.61	\$1,050,175.17

BANK RECONCILIATION:	GENERAL FUND	SCHOOL LUNCH FUND	FEDERAL FUND	CAPITAL FUND	DEBT SERVICE FUND
CHECKING BANK STATEMENT BALANCE	\$3,925,083.94	\$226,215.87	\$412,716.41	\$3,424,817.59	\$1,050,175.17
+ OUTSTANDING DEPOSITS	\$1,125.00				
ADJUSTED CHECKING BALANCE	\$3,926,208.94	\$226,215.87	\$412,716.41	\$3,424,817.59	\$1,050,175.17
-OUTSTANDING CHECKS	\$1,203,985.02	\$18,403.82	\$2,767.48	\$70,128.26	
+SAVINGS ACCOUNTS & INVESTMENTS	\$2,197,879.97	\$0.00	\$0.00	\$160,247.28	\$0.00
+MISCELLANEOUS RESERVES	\$6,867,647.52	\$0.00	\$0.00	\$0.00	\$0.00
+CAPITAL RESERVES	\$4,360,998.09	\$0.00	\$0.00	\$0.00	\$0.00
CLOSING BALANCE:	\$16,148,749.50	\$207,812.05	\$409,948.93	\$3,514,936.61	\$1,050,175.17

Received by the Board of Education and entered as a part of the minutes of the Board meeting held November 21, 2024

Clerk of the Board of Education

This is to certify that the above Cash Balance is in agreement with my bank statement, as reconciled.



 Treasurer of School District



Account: General Fund Checking
Cash Account(s): A 200

Ending Bank Balance:		17,351,609.52
Outstanding Checks (See listing below):	-	1,203,985.02
Deposits in Transit:	+	1,125.00
Other Credits:	+	0.00
Other Debits:	-	0.00

Adjusted Ending Bank Balance:		16,148,749.50
Cash Account Balance:		16,148,749.50

Outstanding Check Listing

Check Date	Check Number	Payee	Amount
12/17/2020	600900	EDUWARE INC	612.00
12/30/2020	600944	VAN CLEEF APARTMENTS CO I, LP	18.00
01/28/2021	601047	ESTATE OF FREDERICK DILLON JR	104.38
02/11/2021	601102	SCOTT A. GROVE	10.00
02/25/2021	601180	SCOTT A. GROVE	10.00
02/25/2021	601203	DENISE WEHRLE	86.00
03/25/2021	601338	SCOTT A. GROVE	5.00
03/25/2021	601351	CHRISTOPHER SMITH	5.00
04/08/2021	601401	CARLO LORENZETTI JR.	86.70
06/10/2021	601797	MUSIC & ARTS CENTERS	2,314.51
06/10/2021	601808	SCOTT SAXTON	86.00
10/21/2021	602543	CENTURY HOUSE HOTEL LLC	115.00
12/02/2021	602764	SHAWN BURNS	15.00
12/09/2021	602825	SHAWN BURNS	5.00
12/17/2021	602955	MICHAEL PUCINO	250.00
01/20/2022	603122	ALLISON CRAWFORD	50.00
02/24/2022	603354	JODIE VERKEY	34.51
03/17/2022	603458	MARY ELLEN TRUE	30.00
04/07/2022	603548	MICHAEL MILLER	18.01
04/28/2022	603656	CHRISTOPHER LYON	2.76
04/28/2022	603658	GAIL MCMILLIAN-THOMPSON	17.54
06/09/2022	603974	WILLIAM KORZENIEWSKI	100.00
06/30/2022	604123	BARRY & KATHY FITZGERALD	47.00
06/30/2022	604124	JESSICA FOULKROD	10.00
10/06/2022	604698	JODIE VERKEY	240.00
10/27/2022	604862	TIFFANY NYE	10.00
11/03/2022	604949	CHRISTINE M. TOMPKINS	27.25
11/09/2022	604959	DAWN DONK	28.00
12/15/2022	605178	GAIL MCMILLIAN-THOMPSON	250.00
12/15/2022	605183	MICHAEL PUCINO	250.00
01/12/2023	605409	MARJORIE WOOD	30.00
02/23/2023	605643	BRIAN M HEITMANN	5.00
03/30/2023	605846	CAROLYN WOOD	30.26
04/05/2023	605863	BRIAN M HEITMANN	5.00

SENECA FALLS CSD

Bank Reconciliation for period ending on 8/31/2024

Check Date	Check Number	Payee	Amount
08/03/2023	606619	MORGAN SANDLAS	50.00
08/17/2023	606700	LAURAL MARTIN-TANNER	48.00
10/19/2023	607125	MARK'S PIZZERIA	178.32
11/08/2023	607291	MARK'S PIZZERIA	109.40
11/08/2023	607293	MUSIC & ARTS CENTERS	200.14
12/14/2023	607568	MUSIC & ARTS CENTERS	64.96
01/04/2024	607682	MUSIC & ARTS CENTERS	536.93
01/25/2024	607826	BRIAN M HEITMANN	10.00
02/08/2024	607919	JIM FAIRBANKS	75.00
02/08/2024	607926	BRIAN M HEITMANN	45.03
03/21/2024	608175	SHAWN BURNS	15.00
05/09/2024	608513	MARK'S PIZZERIA	179.46
06/07/2024	608754	Albert A. Gallina-LE Sr.	229.32
06/07/2024	608758	Albino Pascual	84.55
06/07/2024	608767	Amanda V. Stone	84.55
06/07/2024	608781	Andrew P. Giannino	84.55
06/07/2024	608783	Andrew S. Yakawiak	84.55
06/07/2024	608829	Barbara E. Hanlin	229.32
06/07/2024	608839	Bernardo Leone Est.	84.55
06/07/2024	608861	Brian M. Devine	84.55
06/07/2024	608886	Carrie A. King	84.55
06/07/2024	608914	Christine Garafalo	84.55
06/07/2024	608927	Christopher Little	84.55
06/07/2024	608936	Conchetta M. Brown	84.55
06/07/2024	608959	Daniel Pickard	84.55
06/07/2024	608971	Darrald D. Jensen	84.55
06/07/2024	609017	Debra A. Sowards-LE	84.55
06/07/2024	609087	Emil J. Bove Jr	84.55
06/07/2024	609106	Frank Caratozzolo	84.55
06/07/2024	609146	Gerardo Manzari	229.32
06/07/2024	609156	Gloria J. Marciano LE	229.32
06/07/2024	609164	Gregory L. Pace	229.32
06/07/2024	609168	Guy B. Hock Jr.	84.55
06/07/2024	609225	James Tanner	84.55
06/07/2024	609242	Jean A. Miller	84.55
06/07/2024	609254	Jeffrey J. Quill	84.55
06/07/2024	609338	John Roth	84.55
06/07/2024	609348	Jon M. Tonsoni	84.55
06/07/2024	609357	Joseph A. Nigro III	84.55
06/07/2024	609382	Joshua D. Kurdziolek	84.55
06/07/2024	609394	Karen A. Balbierer	84.55
06/07/2024	609402	Katherine Noha	229.32
06/07/2024	609427	Kerrigan R. Hooper	84.55
06/07/2024	609457	Laverne C. Lafler-LE	229.32
06/07/2024	609503	Mahesh Chandak	84.55
06/07/2024	609510	Margaret C. Sabino	84.55

SENECA FALLS CSD

Bank Reconciliation for period ending on 8/31/2024



Check Date	Check Number	Payee	Amount
06/07/2024	609513	Maria N. Leone-LE	229.32
06/07/2024	609543	Marsha C. Ryck	229.32
06/07/2024	609564	Mary L. Lorenzetti	229.32
06/07/2024	609565	Mary Lopez	229.32
06/07/2024	609590	Melisa Polizzotto	84.55
06/07/2024	609598	Michael A. Rossetti	84.55
06/07/2024	609613	Michael Gallina	229.32
06/07/2024	609619	Michael J. Leone-LE	84.55
06/07/2024	609620	Michael J. Warrick	84.55
06/07/2024	609678	Patricia Avery	84.55
06/07/2024	609734	Raymond R. Uticone	84.55
06/07/2024	609753	Richard Hunt	84.55
06/07/2024	609760	Richard Langley	84.55
06/07/2024	609783	Robert C. Smith	229.32
06/07/2024	609800	Robert L. Pfeiff Trust	229.32
06/07/2024	609806	Robert Novosel	229.32
06/07/2024	609869	Scott E. Spinner	84.55
06/07/2024	609878	Scott W. Rogers	84.55
06/07/2024	609882	Sean Powers	84.55
06/07/2024	609903	Stanley Kime-LE	84.55
06/07/2024	609905	Stella Pokrzywa	229.32
06/07/2024	609917	Stephen K. Ellis	84.55
06/07/2024	609970	Thomas H. Dyson	84.55
06/07/2024	610019	ViJay B. Tewari	84.55
06/07/2024	610034	Walter J. Gable	64.90
06/07/2024	610035	Warren Fong	84.55
06/07/2024	610042	William E. Farrelly	229.32
06/27/2024	610123	KRIS BONNEY	84.55
06/27/2024	610147	FAITH LEWIS	59.99
06/30/2024	610178	CAMPESE APRIL	1.55
06/30/2024	610184	DECKER MELISSA	6.90
06/30/2024	610202	LORENC AMY	16.04
06/30/2024	610204	MAJOR MAE	5.60
06/30/2024	610212	PALMER GARY	1.29
06/30/2024	610219	SINICROPI JAMES	4.30
06/30/2024	610223	URQUHART JOSEPH	28.95
06/30/2024	610227	WHITEMAN AARON	6.25
06/30/2024	610230	ZWICK TRISHA	2.57
07/24/2024	610285	MONICA KUNEY	29.75
08/01/2024	610306	ADVANTAGE AUTO STORES	179.12
08/01/2024	610327	FAITH LEWIS	73.70
08/08/2024	610344	ADVANTAGE AUTO STORES	127.03
08/08/2024	610353	DONNA L BAGNALL	229.32
08/08/2024	610359	James Troisi	84.55
08/08/2024	610382	TILTON GEORGE	84.55
08/09/2024	610392	SHELLEY DYSON	100.00

SENECA FALLS CSD

Bank Reconciliation for period ending on 8/31/2024



Check Date	Check Number	Payee	Amount
08/09/2024	610397	LEWIS FAITH	100.00
08/15/2024	610402	ADVANTAGE AUTO STORES	52.56
08/15/2024	610404	BENNETT ROBERT	50.00
08/15/2024	610411	CREATIVE LANGUAGE CLASS LLC	800.00
08/15/2024	610415	FOUR COUNTY SCHOOL BDS ASSOC	98.00
08/15/2024	610424	LIGHT'S AUTO PARTS, INC.	5.96
08/15/2024	610426	PROGRESS PUBLICATIONS	492.00
08/15/2024	610435	TOWN OF SENECA FALLS DEPARTMENT	4,102.68
08/22/2024	610441	ATIS ELEVATOR INSPECTIONS LLC	140.00
08/22/2024	610442	BARNES & NOBLE, INC.	56.91
08/22/2024	610443	BAUDVILLE	328.94
08/22/2024	610444	BLICK ART MATERIALS	470.91
08/22/2024	610445	BSN SPORTS LLC	43.99
08/22/2024	610447	CDW GOVERNMENT INC.	360.00
08/22/2024	610448	CINTAS CORPORATION #2	351.84
08/22/2024	610449	JANET CLENDENEN	53.60
08/22/2024	610450	CURRICULUM ASSOCIATES LLC	36.97
08/22/2024	610454	EWASTE+	97.00
08/22/2024	610457	FERRARA LUMBER	861.04
08/22/2024	610458	FILTREC CORPORATION	260.00
08/22/2024	610460	GRAINGER	131.80
08/22/2024	610461	ASHLEY M GRANGER	53.60
08/22/2024	610462	INTEGRATED FACILITY SYSTEMS INC	1,063.50
08/22/2024	610463	J.W. PEPPER AND SON, INC.	290.99
08/22/2024	610464	K & D DISPOSAL INC.	1,026.10
08/22/2024	610465	KAPLAN EARLY LEARNING COMPANY	46.71
08/22/2024	610466	KRUEGER POTTERY SUPPLY	4,194.00
08/22/2024	610467	LANDPRO EQUIPMENT LLC	29.96
08/22/2024	610471	ON-SITE TESTING SERVICES INC	95.00
08/22/2024	610472	OTC BRANDS, INC.	332.12
08/22/2024	610473	PRESENTATION CONCEPTS CORP,	1,700.00
08/22/2024	610474	RIDDELL/ALL AMERICAN SPORTS CORP	454.45
08/22/2024	610475	SAFE PLAYING SURFACES LLC	800.00
08/22/2024	610479	SCHOOL SPECIALTY LLC	7,622.58
08/22/2024	610480	STAPLES CONTRACT & COMMERCIAL	34.63
08/22/2024	610481	TEXTHELP INC	2,579.85
08/22/2024	610482	UNITED SUPPLY CORP	87.83
08/22/2024	610485	WILLIAMS BUSINESS MACHINES, LL	940.00
08/22/2024	610486	ZANER BLOSER, INC.	1,378.31
08/22/2024	610487	ZONAR SYSTEMS INC	729.00
08/29/2024	610488	AMAZON CAPITAL SERVICES INC	1,357.65
08/29/2024	610489	ARMITAGE ELLEN	29.84
08/29/2024	610490	JANE ATKACHONIS	931.00
08/29/2024	610491	BALDWINVILLE HARRIERS BOOSTER CLUB INC.	200.00
08/29/2024	610492	BLICK ART MATERIALS	306.96

SENECA FALLS CSD


Bank Reconciliation for period ending on 8/31/2024



Check Date	Check Number	Payee	Amount
08/29/2024	610493	BSN SPORTS LLC	2,365.01
08/29/2024	610494	CINTAS CORPORATION #2	177.87
08/29/2024	610495	JANET CLENDENEN	28.14
08/29/2024	610496	DAY AUTOMATION SYSTEMS, INC.	135.00
08/29/2024	610497	DEMCO INC	80.40
08/29/2024	610498	EMPIRE NATURAL GAS CORP	226.43
08/29/2024	610499	ENERGY CO-OP OF AMERICA, INC.	859.73
08/29/2024	610500	FERRARA LUMBER	316.70
08/29/2024	610501	FINGER LAKES / CASTLE	178.20
08/29/2024	610502	FLH MEDICAL PC	25.00
08/29/2024	610503	FLINN SCIENTIFIC, INC.	889.69
08/29/2024	610504	GRAINGER	291.96
08/29/2024	610505	J.C.EHRLICH., INC.	286.54
08/29/2024	610506	LANDPRO EQUIPMENT LLC	28.77
08/29/2024	610507	MARCUS WHITMAN CROSS COUNTRY AND TR	175.00
08/29/2024	610508	NASCO	728.76
08/29/2024	610509	NOCO ENERGY CORP.-FUELS	1,238.27
08/29/2024	610510	NYS ELECTRIC & GAS	1,424.11
08/29/2024	610511	RED JACKET CROSS COUNTRY BOOSTERS	165.00
08/29/2024	610512	REGIONAL INTERNATIONAL - HENRIETTA	15.50
08/29/2024	610513	RURAL SCHOOLS ASSOCIATION	850.00
08/29/2024	610514	S.A.N.E. SEWING & HOUSEWARES	361.36
08/29/2024	610515	SCHOOL SPECIALTY LLC	432.85
08/29/2024	610516	SUPER DUPER PUBLICATIONS	29.90
08/29/2024	610517	TOWN OF SENECA FALLS DEPARTMENT	4,102.68
08/29/2024	610519	WAYNE-FINGER LAKES BOCES	1,133,874.81
08/29/2024	610520	WILSON LANGUAGE TRAINING CORP	212.76
08/30/2024	610521	NYS CHILD SUPPORT PROCESSING	523.57
08/30/2024	610522	SENECA COUNTY SHERIFF	61.64
08/30/2024	9124479	NYS EMPLOYEES RETIREMENT SYSTE	3,575.93

Outstanding Check Total: 1,203,985.02


Prepared By


Approved By

SENECA FALLS CSD

Bank Reconciliation for period ending on 8/31/2024



Account: Payroll Account
 Cash Account(s): A 200P, TA 200A

Ending Bank Balance:		4,385.56
Outstanding Checks (See listing below):	-	31,047.81
Deposits in Transit:	+	26,662.25
Other Credits:	+	0.00
Other Debits:	-	0.00
<hr/>		
Adjusted Ending Bank Balance:		0.00
Cash Account Balance:		0.00

Outstanding Check Listing

Check Date	Check Number	Payee	Amount
08/30/2021	652666	SARA DEATHERAGE	42.95
11/15/2021	652778	MICHAEL R. PUCINO	400.98
11/30/2021	652841	DAPHNA BENDULL	46.17
06/15/2022	652955	MADELYN G. REPPUCCI	400.59
09/15/2022	653046	JESSICA A. LAMBERT	37.09
09/15/2022	653064	KIMBERLY A. HENDY	46.26
12/15/2022	653128	CASSIDY A. ADAMS	50.79
08/15/2023	61520232	NANCY A. LETO-ROWLES	26.97
06/28/2024	653565	WILLIAM MOREY	799.75
07/15/2024	653618	NICOLE SPITZER	324.15
07/30/2024	653623	DANIEL C. KENT	634.35
08/15/2024	653629	PETER P. SOSCIA	198.06
08/15/2024	653652	MARY K. LEE	171.77
08/15/2024	653653	MELISSA MORRIN	171.77
08/30/2024	653657	JAMES W. BICCUM	254.68
08/30/2024	653658	PETER P. SOSCIA	779.23
08/30/2024	653659	BRIAN M. HEITMANN	67.21
08/30/2024	653660	NICHOLE L. BRADY	437.44
08/30/2024	653661	ASHLEY R. CHRISMAN	466.60
08/30/2024	653662	TERESA M. EHRESMAN	214.71
08/30/2024	653663	TRICIA R. GOODENOUGH	508.89
08/30/2024	653664	TARRYN E. GOULD-HEBERT	1,174.85
08/30/2024	653665	KELLY A. GRIECO	511.24
08/30/2024	653666	EMMA S. HARDEE	433.19
08/30/2024	653667	NATALIE R. HARE	165.26
08/30/2024	653668	BRIANNA E. JONES	76.56
08/30/2024	653669	ELIZABETH L. JONES	286.28
08/30/2024	653670	MELISSA R. KOEPKE	424.08
08/30/2024	653671	CAREY A. LAVOIE	594.85
08/30/2024	653672	SUSAN A. MOULTON	257.65
08/30/2024	653673	AHRAN B. PANEK	1,113.78
08/30/2024	653674	JESSICA L. PASSALACQUA	547.39
08/30/2024	653675	EMILY M. PORRETTA	743.13
08/30/2024	653676	BARBARA L. ROBINSON	650.94

SENECA FALLS CSD

Bank Reconciliation for period ending on 8/31/2024



Check Date	Check Number	Payee	Amount
08/30/2024	653677	LISA M. ROMAN	505.32
08/30/2024	653678	SCOTT SCIERA	700.38
08/30/2024	653679	MELISSA M. WOODARD	435.54
08/30/2024	653680	KELLIE M. BARNETT	257.65
08/30/2024	653681	AMY S. BEAUDIN	186.09
08/30/2024	653682	VICTORIA A. BURM	265.47
08/30/2024	653683	EMILY A. CARPENTER	281.28
08/30/2024	653684	MORGAN E. D'EREDITA	487.72
08/30/2024	653685	ABBY L. DUNPHY	280.58
08/30/2024	653686	CHRISTINE EDSON	167.77
08/30/2024	653687	LISA FURLETTI	171.77
08/30/2024	653688	ASHLEY M. GRANGER	728.97
08/30/2024	653689	CONSTANCE M. IRLAND	85.88
08/30/2024	653690	KELLIE M. JOHNSON	83.09
08/30/2024	653691	AMBERLYNN JONES	83.09
08/30/2024	653692	STEPHANIE C. LANDO	171.77
08/30/2024	653693	SARA E. LAYTON	341.92
08/30/2024	653694	STEPHANIE L. MOLL	663.80
08/30/2024	653695	SEAN N. MULLEN	82.62
08/30/2024	653696	AMANDA L. O'NEIL	280.21
08/30/2024	653697	JAMES M. REAGAN	1,375.84
08/30/2024	653698	EMMA R. ST MARTIN	165.26
08/30/2024	653699	CHRISTINE M. TOMPKINS	171.77
08/30/2024	653700	MATTHEW P. BIENVENUE	341.92
08/30/2024	653701	DANIEL K. BOBBETT	1,148.33
08/30/2024	653702	EMILY A. BOGART	329.84
08/30/2024	653703	ABIGAIL A. BOURCY	1,462.69
08/30/2024	653704	BETHANY M. BOYES	486.66
08/30/2024	653705	ARIEL K. DENNY	247.88
08/30/2024	653706	SHERI DOELL	151.07
08/30/2024	653707	WILLIAM KISE	532.49
08/30/2024	653708	COURTNEY M. MCCLELLAND	120.46
08/30/2024	653709	DEENA SWENSON	257.65
08/30/2024	653710	JESSICA A. TAYLOR	846.31
08/30/2024	653711	AMY L. TORRUELLA	406.88
08/30/2024	653712	GUY TURCHETTI	216.92
08/30/2024	653713	SUZANNE M. TURCHETTI	216.92
08/30/2024	653714	LAURA L. WILKIE	728.00
08/30/2024	653715	MARILYN J. ADLER	531.33
08/30/2024	653716	TIMOTHY G. O'CONNOR	27.13
08/30/2024	653717	MEGHAN E. BARBAY	490.32
08/30/2024	653718	JESSICA L. LORENZETTI	94.88
08/30/2024	653719	JULIE C. MILLER	217.65
08/30/2024	653720	CAITLYN M. SKINNER	368.22
08/30/2024	653721	SARA M. URQUHART	461.02
08/30/2024	653722	DANIEL G. WENDER	329.84


SENECA FALLS CSD


Bank Reconciliation for period ending on 8/31/2024



Check Date	Check Number	Payee	Amount
------------	--------------	-------	--------

Outstanding Check Total: 31,047.81


Prepared By


Approved By

SENECA FALLS CSD

Bank Reconciliation for period ending on 8/31/2024




Account: School Lunch Checking
Cash Account(s): C 200

Ending Bank Balance:		226,215.87
Outstanding Checks (See listing below):	-	18,403.82
Deposits in Transit:	+	0.00
Other Credits:	+	0.00
Other Debits:	-	0.00

Adjusted Ending Bank Balance:	207,812.05
Cash Account Balance:	207,812.05

Outstanding Check Listing

Check Date	Check Number	Payee	Amount
06/29/2023	207233	CHRIS DE NUCCI	1.44
06/29/2023	207237	BRANDI FERRARA	10.00
06/29/2023	207246	ROBERT LUX	12.09
06/29/2023	207248	ROBERT MARKEL	10.15
06/29/2023	207251	ALICIA PARISH	3.98
06/29/2023	207259	JULIANA TAYLOR	3.28
06/29/2023	207262	LAURA WOODARD	9.13
09/14/2023	207279	SHARLENE DRAKE	36.96
12/21/2023	207361	STEPHANIE LYON-LAWRENCE	1,305.99
05/30/2024	207457	STEPHANIE LYON-LAWRENCE	1,305.99
08/01/2024	207486	STEPHANIE LYON-LAWRENCE	1,345.17
08/22/2024	207492	UPSTATE NIAGARA COOPERATIVE, INC	26.95
08/29/2024	207493	STEPHANIE LYON-LAWRENCE	1,345.17
08/29/2024	207494	PENSKE TRUCK LEASING CO, LP	3,326.72
08/29/2024	207495	WAYNE-FINGER LAKES BOCES	9,660.80
Outstanding Check Total:			18,403.82


Prepared By


Approved By

SENECA FALLS CSD

Bank Reconciliation for period ending on 8/31/2024




Account: Special Aid Checking
 Cash Account(s): F 200, FA16 200, FA17 200, FA18 200, FA19 200, FA20 200, FA21 200, FA22 200, FA224 200, FA225 200, FA23 200, FA24 200, FA25 200, FB16 200, FB17 200, FB18 200, FB19 200, FB20 200, FB21 200, FB22 200, FB23 200, FB24 200, FB25 200, FC16 200, FC17 200, FC18 200, FC19 200, FC20 200, FC21 200, FC22 200, FC23 200, FC24 200, FC25 200, FD17 200, FD18 200, FD21 200, FD22 200, FD23 200, FD24 200, FE16 200, FE17 200, FE18 200, FE19 200, FE20 200, FE21 200, FE22 200, FE23 200, FE24 200, FE25 200, FF19 200, FF20 200, FF21 200, FF22 200, FF23 200, FF24 200, FF25 200, FG16 200, FG17 200, FG18 200, FG22 200, FH16 200, FH17 200, FH18 200, FH19 200, FH20 200, FH21 200, FH22 200, FH23 200, FH24 200, FI19 200, FI20 200, FI23 200, FI24 200, FJ17 200, FJ20 200, FK22 200, FL 200, FM22 200, FN122 200, FN22 200, FN222 200, FN322 200, FN422 200, FN523 200, FN623 200, FO22 200, FP22 200, FP23 200, FP24 200, FQ22 200, FQ223 200, FR23 200, FS17 200, FS18 200, FS19 200, FS20 200, FS21 200, FS22 200, FS23 200, FS24 200, FS25 200, FT23 200, FT24 200, FT25 200, FU23 200, FV23 200, FV24 200, FW23 200, FW24 200, FX25 200


Ending Bank Balance:		412,716.41
Outstanding Checks (See listing below):	-	2,767.48
Deposits in Transit:	+	0.00
Other Credits:	+	0.00
Other Debits:	-	0.00

Adjusted Ending Bank Balance:		409,948.93
Cash Account Balance:		409,948.93

Outstanding Check Listing

Check Date	Check Number	Payee	Amount
03/21/2024	303926	ASHLEY PAPPAS	334.33
04/04/2024	303947	SARA M. PARISH	2,000.00
08/22/2024	304073	AMAZON CAPITAL SERVICES INC	433.15
Outstanding Check Total:			2,767.48


 Prepared By


 Approved By

SENECA FALLS CSD

Bank Reconciliation for period ending on 8/31/2024




Account: Capital Projects Fund
Cash Account(s): H15 200, H17 200, H18 200, H 200, H24 200

Ending Bank Balance:		3,585,064.87
Outstanding Checks (See listing below):	-	70,128.26
Deposits in Transit:	+	0.00
Other Credits:	+	0.00
Other Debits:	-	0.00

Adjusted Ending Bank Balance:	3,514,936.61
Cash Account Balance:	3,514,936.61

Outstanding Check Listing

Check Date	Check Number	Payee	Amount
08/28/2024	102122	CAMPUS CONSTRUCTION MANAGEMENT	11,930.21
08/28/2024	102123	HUNT ENGINEERS, ARCHITECTS, LAND SURVEYORS & LANDSCAPE ARCHITECTS D.P.C.	58,198.05
Outstanding Check Total:			70,128.26


Prepared By


Approved By

SENECA FALLS CSD

Bank Reconciliation for period ending on 8/31/2024




Account: Trust & Agency Checking
Cash Account(s): A 200TA, TA 200, TC 200

Ending Bank Balance:		143,594.32
Outstanding Checks (See listing below):	-	0.00
Deposits in Transit:	+	0.00
Other Credits:	+	0.00
Other Debits:	-	0.00

Adjusted Ending Bank Balance:	143,594.32
Cash Account Balance:	143,594.32

Outstanding Check Listing

Check Date	Check Number	Payee	Amount
Outstanding Check Total:			0.00


Prepared By


Approved By

SENECA FALLS CSD

Bank Reconciliation for period ending on 8/31/2024



Account: Expendable Trust
Cash Account(s): CM 200, CM2 200, CM3 200, TE 200

Ending Bank Balance:		13,949.03
Outstanding Checks (See listing below):	-	1,125.00
Deposits in Transit:	+	0.00
Other Credits:	+	0.00
Other Debits:	-	0.00

Adjusted Ending Bank Balance:	12,824.03
Cash Account Balance:	12,824.03

Outstanding Check Listing

Check Date	Check Number	Payee	Amount
06/17/2021	12042	EDEN PRAYNE	25.00
05/25/2022	12075	JADA SIDERS	100.00
06/15/2022	12077	TAUREAN ATHERTON	25.00
06/15/2022	12100	DOMINIC KEY	25.00
06/15/2022	12115	MACEY SENECA	25.00
06/15/2022	12116	PEYTON VERKEY	50.00
05/24/2023	12130	HANNAH O'BRIEN	50.00
06/15/2023	12145	TODD COOK	100.00
06/15/2023	12159	JOSEPH NIGRO IV	25.00
06/15/2023	12176	LIAM TANNER	250.00
05/22/2024	12190	KARMIN HERLAN	50.00
06/20/2024	12202	O'MALLEY MYA	25.00
06/20/2024	12204	SAWTELLE RIELLE	50.00
06/20/2024	12205	SHELL PATRICK	100.00
06/20/2024	12206	SMITH ASA	25.00
06/27/2024	12211	DOMINGQUEZ LIAM	100.00
06/27/2024	12242	ZWICK LINDSEY	100.00
Outstanding Check Total:			1,125.00

Prepared By

Approved By

SENECA FALLS CSD

Bank Reconciliation for period ending on 8/31/2024



Account: Debt Service Fund
Cash Account(s): V 200

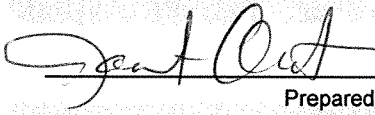
Ending Bank Balance:		1,050,175.17
Outstanding Checks (See listing below):	-	0.00
Deposits in Transit:	+	0.00
Other Credits:	+	0.00
Other Debits:	-	0.00


Adjusted Ending Bank Balance:		1,050,175.17
Cash Account Balance:		1,050,175.17

Outstanding Check Listing

Check Date	Check Number	Payee	Amount
------------	--------------	-------	--------

Outstanding Check Total: 0.00


Prepared By


Approved By

SENECA FALLS CSD

Revenue Status Report By Function From 8/1/2024 To 8/31/2024



Account	Description	Budget	Adjustments	Revised Budget	Revenue Earned	Unearned Revenue
<u>A 1001</u>	REAL PROPERTY TAX	0.00	0.00	0.00	-229.31	229.31
<u>A 2401</u>	INTEREST AND EARNINGS	0.00	0.00	0.00	76,270.11	-76,270.11
<u>A 2701</u>	REFUND OF PRIOR YEAR EXPENSE	0.00	0.00	0.00	1,812.25	-1,812.25
<u>A 2770</u>	MISCELLANEOUS REVENUES	0.00	0.00	0.00	160.00	-160.00
<u>A 4601</u>	MEDICAID ASSISTANCE	0.00	0.00	0.00	2,671.27	-2,671.27
A Totals:		0.00	0.00	0.00	80,684.32	-80,684.32
Grand Totals:		0.00	0.00	0.00	80,684.32	-80,684.32

SENECA FALLS CSD



Revenue Status Report By Function From 8/1/2024 To 8/31/2024

Account	Description	Budget	Adjustments	Revised Budget	Revenue Earned	Unearned Revenue
<u>C 2401</u>	INTEREST	0.00	0.00	0.00	8.40	-8.40
<u>C 2770</u>	MISCELLANEOUS REVENUE	0.00	0.00	0.00	296.46	-296.46
<u>C 3190.4</u>	STATE AID - SUMMER PROGRAM	0.00	0.00	0.00	553.00	-553.00
<u>C 4190.4</u>	FEDERAL AID-SUMMER PROGRAM	0.00	0.00	0.00	17,851.00	-17,851.00
C Totals:		0.00	0.00	0.00	18,708.86	-18,708.86
Grand Totals:		0.00	0.00	0.00	18,708.86	-18,708.86

SENECA FALLS CSD

Revenue Status Report By Function From 8/1/2024 To 8/31/2024



Account	Description	Budget	Adjustments	Revised Budget	Revenue Earned	Unearned Revenue
<u>FB25 4256</u>	SECTION 611 2024-25	0.00	0.00	0.00	81,625.00	-81,625.00
	FB25 Totals:	0.00	0.00	0.00	81,625.00	-81,625.00
<u>FE25 4256</u>	Section 619 2024-25	0.00	0.00	0.00	2,796.00	-2,796.00
	FE25 Totals:	0.00	0.00	0.00	2,796.00	-2,796.00
	Grand Totals:	0.00	0.00	0.00	84,421.00	-84,421.00

SENECA FALLS CSD

Revenue Status Report By Function From 8/1/2024 To 8/31/2024



Account	Description	Budget	Adjustments	Revised Budget	Revenue Earned	Unearned Revenue
V 2401	INTEREST EARNINGS	0.00	0.00	0.00	5,589.20	-5,589.20
	V Totals:	0.00	0.00	0.00	5,589.20	-5,589.20
	Grand Totals:	0.00	0.00	0.00	5,589.20	-5,589.20

SENECA FALLS CSD

Appropriation Status Detail Report By Function From 8/1/2024 To 8/31/2024



Account	Description		Budget	Adjustments	Adj. Budget	Expensed	Encumbered	Available
A 1010.400-00-0000	BD OF ED OTHER EXP		0.00	0.00	0.00	2,425.39	1,322.61	-3,748.00
A 1010.450-00-0000	BD OF ED SUPPLIES		0.00	0.00	0.00	0.00	300.00	-300.00
A 1010.490-00-0000	BOARD OF EDUCATION - BOCES		0.00	0.00	0.00	700.70	6,306.30	-7,007.00
1010	BOARD OF EDUCATION	*	0.00	0.00	0.00	3,126.09	7,928.91	-11,055.00
10	Consolidated Payroll	**	0.00	0.00	0.00	3,126.09	7,928.91	-11,055.00
A 1240.150-00-0000	CH SCH ADMIN IPS		0.00	0.00	0.00	14,366.34	0.00	-14,366.34
A 1240.160-00-0000	CH SCH ADMIN NON IPS		0.00	0.00	0.00	7,730.04	0.00	-7,730.04
A 1240.160-00-1000	CH SCH ADMIN EXTRA DUTY		0.00	0.00	0.00	117.72	0.00	-117.72
A 1240.450-00-0000	CH SCH ADMIN MATT/SUPPLIES		0.00	0.00	0.00	0.00	1,001.95	-1,001.95
1240	CHIEF SCHOOL ADMINISTRATOR	*	0.00	0.00	0.00	22,214.10	1,001.95	-23,216.05
12		**	0.00	0.00	0.00	22,214.10	1,001.95	-23,216.05
A 1310.150-00-7000	BSN ADMIN IPS		0.00	0.00	0.00	8,867.40	0.00	-8,867.40
A 1310.160-00-0000	BSN ADMIN NON IPS		0.00	0.00	0.00	6,265.14	0.00	-6,265.14
A 1310.400-00-0000	BSN ADMIN OTHER EXP		0.00	0.00	0.00	4,773.30	-5,226.10	452.80
A 1310.450-00-0000	BUS OFFICE SUPPLIES		0.00	0.00	0.00	202.39	-202.39	0.00
A 1310.490-00-0000	BSN ADMIN BOCES		0.00	0.00	0.00	38,502.70	305,430.30	-343,933.00
1310	BUSINESS ADMINISTRATION	*	0.00	0.00	0.00	58,610.93	300,001.81	-358,612.74
A 1320.400-00-0000	AUDITOR-OTHER EXPENSE		0.00	0.00	0.00	205.50	-205.50	0.00
1320	AUDITING	*	0.00	0.00	0.00	205.50	-205.50	0.00
A 1345.490-00-0000	PURCHASING - BOCES		0.00	0.00	0.00	787.30	7,085.70	-7,873.00
1345	PURCHASING	*	0.00	0.00	0.00	787.30	7,085.70	-7,873.00
13		**	0.00	0.00	0.00	59,603.73	306,882.01	-366,485.74
A 1420.400-00-0000	LEGAL OTHER EXPENSE		0.00	0.00	0.00	1,614.60	-1,614.60	0.00
A 1420.490-00-0000	NEGOTIATIONS - BOCES		0.00	0.00	0.00	4,518.50	40,666.50	-45,185.00
1420	LEGAL	*	0.00	0.00	0.00	6,133.10	39,051.90	-45,185.00
A 1430.490-00-0000	PERSONNEL - BOCES		0.00	0.00	0.00	2,013.48	14,269.27	-16,282.75
1430	PERSONNEL	*	0.00	0.00	0.00	2,013.48	14,269.27	-16,282.75
14		**	0.00	0.00	0.00	8,146.58	53,321.17	-61,467.75
A 1620.160-00-2000	O/M SUBS-CUST		0.00	0.00	0.00	231.00	0.00	-231.00
A 1620.160-00-3000	O/M SUMMER HELP-CUST		0.00	0.00	0.00	13,919.09	0.00	-13,919.09
A 1620.160-01-0000	O/M NON IPS-CUST-STANTON		0.00	0.00	0.00	10,784.12	0.00	-10,784.12
A 1620.160-01-1000	O/M EXTRA DUTY-CUST-STANTON		0.00	0.00	0.00	612.00	0.00	-612.00
A 1620.160-02-0000	O/M NON IPS-CUST-KNIGHT		0.00	0.00	0.00	9,383.12	0.00	-9,383.12

SENECA FALLS CSD

Appropriation Status Detail Report By Function From 8/1/2024 To 8/31/2024



Account	Description	Budget	Adjustments	Adj. Budget	Expensed	Encumbered	Available
<u>A 1620.160-02-1000</u>	O/M EXTRA DUTY-CUST-KNIGHT	0.00	0.00	0.00	1,602.60	0.00	-1,602.60
<u>A 1620.160-04-0000</u>	O/M NON IPS-CUST-HS	0.00	0.00	0.00	7,855.18	0.00	-7,855.18
<u>A 1620.160-04-1000</u>	O/M EXTRA DUTY-CUST-HS	0.00	0.00	0.00	412.30	0.00	-412.30
<u>A 1620.160-05-0000</u>	O/M NON IPS-CUST-MS	0.00	0.00	0.00	9,878.26	0.00	-9,878.26
<u>A 1620.160-05-1000</u>	O/M EXTRA DUTY-CUST-MS	0.00	0.00	0.00	302.70	0.00	-302.70
<u>A 1620.400-00-0000</u>	O/M OTHER EXPENSE -CUST	0.00	0.00	0.00	1,649.18	-1,599.18	-50.00
<u>A 1620.400-01-4020</u>	O/M GAS - STANTON	0.00	0.00	0.00	65.63	-65.63	0.00
<u>A 1620.400-01-4030</u>	O/M ELECTRIC - STANTON	0.00	0.00	0.00	1,895.81	-1,895.81	0.00
<u>A 1620.400-01-4040</u>	O/M WATER-STANTON	0.00	0.00	0.00	1,724.00	-1,724.00	0.00
<u>A 1620.400-02-4020</u>	O/M GAS - KNIGHT	0.00	0.00	0.00	548.83	-548.83	0.00
<u>A 1620.400-02-4030</u>	O/M ELECTRIC - KNIGHT	0.00	0.00	0.00	2,174.28	-2,174.28	0.00
<u>A 1620.400-02-4040</u>	O/M WATER/SEWER-KNIGHT	0.00	0.00	0.00	1,724.00	-2,262.00	538.00
<u>A 1620.400-04-4020</u>	O/M GAS - SR. HIGH	0.00	0.00	0.00	301.10	-301.10	0.00
<u>A 1620.400-04-4030</u>	O/M ELECTRIC - SR. HIGH	0.00	0.00	0.00	6,252.12	-6,252.12	0.00
<u>A 1620.400-04-4040</u>	O/M WATER/SEWER-SR HIGH	0.00	0.00	0.00	1,724.00	-2,262.10	538.10
<u>A 1620.400-05-4020</u>	O/M GAS - MIDDLE SCHOOL	0.00	0.00	0.00	246.35	-246.35	0.00
<u>A 1620.400-05-4030</u>	O/M ELECTRIC - MIDDLE SCHOOL	0.00	0.00	0.00	3,106.19	-3,106.19	0.00
<u>A 1620.400-05-4040</u>	O/M WATER/SEWER-MID SCH	0.00	0.00	0.00	1,724.00	-1,724.00	0.00
<u>A 1620.400-07-4020</u>	O/M GAS - BRACHT	0.00	0.00	0.00	34.81	-34.81	0.00
<u>A 1620.400-07-4030</u>	O/M ELECTRIC - BRACHT	0.00	0.00	0.00	192.51	-192.51	0.00
<u>A 1620.400-07-4040</u>	O/M WATER/SEWER-BRACHT	0.00	0.00	0.00	885.32	-885.32	0.00
<u>A 1620.450-00-0000</u>	O/M SUPPLIE-CUST	0.00	0.00	0.00	8,357.73	-4,857.73	-3,500.00
<u>A 1620.490-00-0000</u>	O/M - BOCES	0.00	0.00	0.00	21,549.30	1,604.70	-23,154.00
1620	OPERATION OF PLANT	0.00	0.00	0.00	109,135.53	-28,527.26	-80,608.27
<u>A 1621.160-00-0000</u>	O/M NON IPS-MAINT	0.00	0.00	0.00	21,435.08	0.00	-21,435.08
<u>A 1621.400-00-0000</u>	O/M OTHER EXPENSE-MAINT	0.00	0.00	0.00	7,474.27	-3,974.27	-3,500.00
<u>A 1621.450-00-0000</u>	SUPPLIES-MAINT.	0.00	0.00	0.00	4,020.60	5,502.53	-9,523.13
1621	MAINTENANCE OF PLANT	0.00	0.00	0.00	32,929.95	1,528.26	-34,458.21
<u>A 1670.400-00-0000</u>	POSTAGE	0.00	0.00	0.00	1,191.14	-1,634.58	443.44
<u>A 1670.490-00-0000</u>	CENTRAL PRINTING AND MAILING -BOCES	0.00	0.00	0.00	500.00	0.00	-500.00
1670	CENTRAL PRINTING & MAILING	0.00	0.00	0.00	1,691.14	-1,634.58	-56.56
<u>A 1680.490-00-0000</u>	DATA PROCESSING - BOCES	0.00	0.00	0.00	83,109.40	144,984.63	-228,094.03
1680	CENTRAL DATA PROCESSING	0.00	0.00	0.00	83,109.40	144,984.63	-228,094.03

SENECA FALLS CSD

Appropriation Status Detail Report By Function From 8/1/2024 To 8/31/2024



Account	Description		Budget	Adjustments	Adj. Budget	Expensed	Encumbered	Available
16		**	0.00	0.00	0.00	226,866.02	116,351.05	-343,217.07
A 1981.490-00-4910	BOCES ADMIN		0.00	0.00	0.00	23,471.54	104,607.56	-128,079.10
A 1981.490-00-4920	BOCES RENT		0.00	0.00	0.00	0.00	106,637.00	-106,637.00
1981	BOCES ADMINISTRATIVE COSTS	*	0.00	0.00	0.00	23,471.54	211,244.56	-234,716.10
19	Disability Insurance	**	0.00	0.00	0.00	23,471.54	211,244.56	-234,716.10
1		***	0.00	0.00	0.00	343,428.06	696,729.65	-1,040,157.71
A 2020.150-01-4000	INSTRUCTIONAL SALARIES-STANTON		0.00	0.00	0.00	9,198.76	0.00	-9,198.76
A 2020.150-02-4000	INSTRUCTIONAL SALARIES-KNIGHT		0.00	0.00	0.00	10,238.16	0.00	-10,238.16
A 2020.150-04-4000	INSTRUCTIONAL SALARIES-HS		0.00	0.00	0.00	16,379.50	0.00	-16,379.50
A 2020.150-05-4000	INSTRUCTIONAL SALARIES-MS		0.00	0.00	0.00	13,864.70	0.00	-13,864.70
A 2020.160-01-0000	SUPERVISION NON IPS-STANTON		0.00	0.00	0.00	2,700.26	0.00	-2,700.26
A 2020.160-02-0000	SUPERVISION NON IPS-KNIGHT		0.00	0.00	0.00	2,707.94	0.00	-2,707.94
A 2020.160-04-0000	SUPERVISION NON IPS-HS		0.00	0.00	0.00	2,389.86	0.00	-2,389.86
A 2020.160-05-0000	SUPERVISION NON IPS-MS		0.00	0.00	0.00	4,194.80	0.00	-4,194.80
A 2020.160-05-1000	EXTRA DUTY-MIDDLE SCH		0.00	0.00	0.00	330.78	0.00	-330.78
A 2020.400-02-0000	OTHER EXPENSE-KNIGHT		0.00	0.00	0.00	254.00	-250.00	-4.00
A 2020.400-04-0000	OTHER EXPENSE-MYNDERSE		0.00	0.00	0.00	112.55	0.00	-112.55
A 2020.400-05-0000	OTH EXP - MIDDLE SCHOOL		0.00	0.00	0.00	194.00	-200.00	6.00
A 2020.450-01-0000	SUPPLIES - STANTON		0.00	0.00	0.00	523.49	-135.37	-388.12
A 2020.450-02-0000	SUPPLIES - KNIGHT		0.00	0.00	0.00	298.29	-298.29	0.00
A 2020.450-04-0000	SUPPLIES-HIGH SCHOOL		0.00	0.00	0.00	50.51	258.82	-309.33
A 2020.450-05-0000	SUPPLIES - MIDDLE SCH		0.00	0.00	0.00	1,084.83	-497.65	-587.18
A 2020.490-00-0000	BOCES - SUBSTITUTE CALLING SERVICE		0.00	0.00	0.00	0.00	7,422.00	-7,422.00
2020	SUPERVISION-REGULAR SCHOOL	*	0.00	0.00	0.00	64,522.43	6,299.51	-70,821.94
A 2070.150-00-4000	STAFF DEV-SALARIES		0.00	0.00	0.00	10,169.34	0.00	-10,169.34
A 2070.150-01-1000	STAFF DEV EX DTY-STANTON		0.00	0.00	0.00	4,874.75	0.00	-4,874.75
A 2070.150-02-1000	STAFF DEV EX DTY - KNIGHT		0.00	0.00	0.00	1,922.00	0.00	-1,922.00
A 2070.150-04-1000	STAFF DEV EX DTY - MYNDERSE		0.00	0.00	0.00	6,215.50	0.00	-6,215.50
A 2070.150-05-1000	STAFF DEV EX DTY-MIDDLE SCH		0.00	0.00	0.00	1,906.50	0.00	-1,906.50
A 2070.400-00-0000	STAFF DEV-OTHER EXPENSE		0.00	0.00	0.00	79.48	-50.00	-29.48
A 2070.490-00-0000	STAFF DEV-BOCES		0.00	0.00	0.00	6,236.58	56,129.22	-62,365.80
2070	INSERVICE TRAINING-INSTRUCTION	*	0.00	0.00	0.00	31,404.15	56,079.22	-87,483.37
20	Group Insurance	**	0.00	0.00	0.00	95,926.58	62,378.73	-158,305.31

SENECA FALLS CSD

Appropriation Status Detail Report By Function From 8/1/2024 To 8/31/2024



Account	Description	Budget	Adjustments	Adj. Budget	Expensed	Encumbered	Available
<u>A 2110.130-05-1000</u>	SALARIES - MS - EXTRA-DUTY	0.00	0.00	0.00	31.00	0.00	-31.00
<u>A 2110.140-04-0000</u>	SAL SUBS - HIGH SCHOOL	0.00	0.00	0.00	1,232.00	0.00	-1,232.00
<u>A 2110.400-00-0000</u>	OTHER EXPENSE - HISTORICAL SOCIETY	0.00	0.00	0.00	3,016.00	-3,016.00	0.00
<u>A 2110.400-01-0000</u>	OTHER EXP-STANTON	0.00	0.00	0.00	41.28	0.00	-41.28
<u>A 2110.400-02-0000</u>	OTHER EXP-KNIGHT	0.00	0.00	0.00	202.34	0.00	-202.34
<u>A 2110.400-04-0000</u>	OTHER EXP-MYNDERSE	0.00	0.00	0.00	73.70	0.00	-73.70
<u>A 2110.400-04-0410</u>	OTHER EXP-MYNDERSE PLTW	0.00	0.00	0.00	3,200.00	-3,200.00	0.00
<u>A 2110.400-05-0900</u>	OTHER EXP-MIDDLE SCH-MUSC	0.00	0.00	0.00	0.00	800.00	-800.00
<u>A 2110.450-00-0000</u>	PAPER SUPPLIES-DISTWIDE	0.00	0.00	0.00	0.00	3,006.00	-3,006.00
<u>A 2110.450-01-0000</u>	SUPPLIES-STANTON	0.00	0.00	0.00	831.19	-540.06	-291.13
<u>A 2110.450-01-0003</u>	SUPPLIES STANTON GR 3	0.00	0.00	0.00	907.66	-677.81	-229.85
<u>A 2110.450-01-0004</u>	SUPPLIES-STANTON GR 4	0.00	0.00	0.00	581.14	-581.14	0.00
<u>A 2110.450-01-0005</u>	SUPPLIES-STANTON GR. 5	0.00	0.00	0.00	536.65	-444.83	-91.82
<u>A 2110.450-01-0400</u>	SUPPLIES-STANTON	0.00	0.00	0.00	902.43	-888.75	-13.68
<u>A 2110.450-01-0900</u>	SUPPLIES-STANTON-MUSIC	0.00	0.00	0.00	167.34	-167.34	0.00
<u>A 2110.450-01-1300</u>	SUPPLIES-STANTON PHYS ED	0.00	0.00	0.00	1,711.93	-1,711.94	0.01
<u>A 2110.450-02-0000</u>	SUPPLIES-KNIGHT	0.00	0.00	0.00	531.79	-551.79	20.00
<u>A 2110.450-02-0001</u>	SUPPLIES - KNIGHT GR 1	0.00	0.00	0.00	774.38	-774.38	0.00
<u>A 2110.450-02-0002</u>	SUPPLIES-KNIGHT GR 2	0.00	0.00	0.00	896.22	-901.61	5.39
<u>A 2110.450-02-0010</u>	SUPPLIES-KNIGHT KDGN	0.00	0.00	0.00	617.10	-639.42	22.32
<u>A 2110.450-02-0400</u>	SUPPLIES-KNIGHT-ART	0.00	0.00	0.00	952.25	-952.25	0.00
<u>A 2110.450-04-0000</u>	SUPPLIES-MYNDERSE	0.00	0.00	0.00	87.94	-87.94	0.00
<u>A 2110.450-04-0200</u>	SUPPLIES-MYNDERSE-BUSINESS	0.00	0.00	0.00	0.00	365.25	-365.25
<u>A 2110.450-04-0300</u>	SUPPLIES-ENGLISH-MYNDERSE	0.00	0.00	0.00	143.77	-143.77	0.00
<u>A 2110.450-04-0400</u>	SUPPLIE-TECHNOLOGY-MYNDERSE	0.00	0.00	0.00	899.91	-899.91	0.00
<u>A 2110.450-04-0410</u>	SUPPLIE-TECHNOLOGY-PLTW	0.00	0.00	0.00	3,548.00	-3,548.00	0.00
<u>A 2110.450-04-0500</u>	SUPPLIES-HEALTH-MYNDERSE	0.00	0.00	0.00	32.15	-32.15	0.00
<u>A 2110.450-04-0600</u>	SUPPLIES-FAMILY & CONSUMER SCIENCE	0.00	0.00	0.00	435.17	-435.17	0.00
<u>A 2110.450-04-0700</u>	SUPPLIES-LANGUAGES-MYNDERSE	0.00	0.00	0.00	343.55	-343.55	0.00
<u>A 2110.450-04-0800</u>	SUPPLIES-MATH-MYNDERSE	0.00	0.00	0.00	691.92	-691.92	0.00
<u>A 2110.450-04-0900</u>	SUPPLIES-MUSIC-MYNDERSE	0.00	0.00	0.00	0.00	1,500.00	-1,500.00
<u>A 2110.450-04-1100</u>	SUPPLIES-SCIENCE-MYNDERSE	0.00	0.00	0.00	1,629.97	464.66	-2,094.63
<u>A 2110.450-04-1200</u>	SUPPLIES-SOC STUDIES-MYNDERSE	0.00	0.00	0.00	200.26	-200.26	0.00

SENECA FALLS CSD

Appropriation Status Detail Report By Function From 8/1/2024 To 8/31/2024



Account	Description	Budget	Adjustments	Adj. Budget	Expensed	Encumbered	Available
A 2110.450-05-0000	SUPPLIES-MIDDLE SCHOOL	0.00	0.00	0.00	1,041.11	-1,335.20	294.09
A 2110.450-05-0300	SUPPLIES-ENGLISH-MID SCH	0.00	0.00	0.00	154.59	-154.59	0.00
A 2110.450-05-0400	SUPPLIES-TECHNOLOGY-MID SCH	0.00	0.00	0.00	1,379.74	-1,379.74	0.00
A 2110.450-05-0500	SUPPLIES-HEALTH-MID SCH	0.00	0.00	0.00	43.57	-43.57	0.00
A 2110.450-05-0600	SUPPLIES-MS-FAMILY & CONSUMER SCI.	0.00	0.00	0.00	473.97	4,026.03	-4,500.00
A 2110.450-05-0800	SUPPLIES-MATH-MID SCH	0.00	0.00	0.00	1,006.93	-1,006.93	0.00
A 2110.450-05-0900	SUPPLIES-MUSIC-MID SCH	0.00	0.00	0.00	313.79	-322.16	8.37
A 2110.450-05-1100	SUPPLIES-SCIENCE-MID SCH	0.00	0.00	0.00	313.59	-313.59	0.00
A 2110.450-05-1200	SUPPLIES-SOC. ST.-MID SCH	0.00	0.00	0.00	266.31	-266.31	0.00
A 2110.480-02-0000	TEXTBOOKS - KNIGHT BUILDING	0.00	0.00	0.00	3,179.10	-3,170.18	-8.92
A 2110.480-10-0000	PRIVATE SCHOOL TEXTBOOKS	0.00	0.00	0.00	1,394.62	803.45	-2,198.07
A 2110.490-00-0000	BOCES - OTHER EXPENSE	0.00	0.00	0.00	49,266.31	127,648.78	-176,915.09
2110	TEACHING-REGULAR SCHOOL	0.00	0.00	0.00	84,052.67	109,191.91	-193,244.58
21	New York State Income Tax	0.00	0.00	0.00	84,052.67	109,191.91	-193,244.58
A 2250.150-00-4000	DIR. OF SPEC. ED SALARY	0.00	0.00	0.00	9,103.00	0.00	-9,103.00
A 2250.160-00-2000	SUBS-NON-INSTRUCTIONAL	0.00	0.00	0.00	747.09	0.00	-747.09
A 2250.160-00-8000	PROG FOR HAND-NON IPS	0.00	0.00	0.00	3,363.66	0.00	-3,363.66
A 2250.160-05-1000	NIPS-EXTRA DUTY - MS	0.00	0.00	0.00	553.46	0.00	-553.46
A 2250.400-00-0000	PROG FOR HAND-OTH EXP	0.00	0.00	0.00	1,244.72	-741.72	-503.00
A 2250.450-00-0000	SUPPLIES-SPEC ED	0.00	0.00	0.00	791.03	-830.46	39.43
A 2250.450-00-0ESL	SUPPLIES- ESL	0.00	0.00	0.00	34.63	-44.58	9.95
A 2250.450-01-0000	SPEC. ED-SUPPLIES-STANTON	0.00	0.00	0.00	589.21	-597.84	8.63
A 2250.450-01-00RS	RELATED SERVICES SUPPLIES STANTON	0.00	0.00	0.00	225.00	-225.00	0.00
A 2250.450-02-0000	SPEC. ED.-SUPPLIES-KNIGHT	0.00	0.00	0.00	171.21	-246.66	75.45
A 2250.450-02-00RS	RELATED SERVICES SUPPLIES KNIGHT	0.00	0.00	0.00	634.09	-634.09	0.00
A 2250.450-04-0000	SPEC. ED-SUPPLIES-MYNDERSE	0.00	0.00	0.00	142.54	-142.54	0.00
A 2250.450-05-0000	SPEC. ED.-SUPPLIES-MIDDLE SCHOOL	0.00	0.00	0.00	379.35	-379.35	0.00
A 2250.450-05-00RS	RELATED SERVICES SUPPLIES SECONDARY	0.00	0.00	0.00	243.00	-243.00	0.00
A 2250.450-05-0ESL	SUPPLIES- ESL SECONDARY	0.00	0.00	0.00	259.47	-275.95	16.48
A 2250.490-00-0000	PROG FOR HAND-BOCES	0.00	0.00	0.00	496,159.99	4,465,439.92	-4,961,599.91
2250	PROGRAMS-STUDENTS W/ DISABIL	0.00	0.00	0.00	514,641.45	4,461,078.73	-4,975,720.18
A 2280.490-00-0000	OCCUPATIONAL EDUC 9-12	0.00	0.00	0.00	68,046.30	556,346.70	-624,393.00

SENECA FALLS CSD

Appropriation Status Detail Report By Function From 8/1/2024 To 8/31/2024



Account	Description		Budget	Adjustments	Adj. Budget	Expensed	Encumbered	Available
2280	OCCUPATIONAL EDUCATION	*	0.00	0.00	0.00	68,046.30	556,346.70	-624,393.00
22	Federal Income Tax	**	0.00	0.00	0.00	582,687.75	5,017,425.43	-5,600,113.18
<u>A 2330.490-00-0000</u>	BOCES-SUMMER SCHOOL		0.00	0.00	0.00	5,789.00	27,833.00	-33,622.00
<u>A 2330.490-00-0001</u>	BOCES SUMMER SCHOOL - DRIVERS ED		0.00	0.00	0.00	0.00	24,268.00	-24,268.00
2330	TEACHING-SPECIAL SCHOOLS	*	0.00	0.00	0.00	5,789.00	52,101.00	-57,890.00
23	Income Executions	**	0.00	0.00	0.00	5,789.00	52,101.00	-57,890.00
<u>A 2610.450-02-0000</u>	SUPPLIES-LIBRARY-KNIGHT		0.00	0.00	0.00	147.38	-147.38	0.00
<u>A 2610.460-04-0000</u>	BOOKS LIBRARY-MYND		0.00	0.00	0.00	0.00	2,896.61	-2,896.61
<u>A 2610.490-00-0000</u>	BOCES - AV REPAIRS AND SERVICE		0.00	0.00	0.00	5,654.39	50,889.51	-56,543.90
2610	SCHOOL LIBRARY & AUDIOVISUAL	*	0.00	0.00	0.00	5,801.77	53,638.74	-59,440.51
<u>A 2630.160-01-0000</u>	NON-IPS COMPUTER - CADY STANTON		0.00	0.00	0.00	1,005.56	0.00	-1,005.56
<u>A 2630.160-02-0000</u>	NON-IPS COMPUTER - FRANK KNIGHT		0.00	0.00	0.00	1,005.56	0.00	-1,005.56
<u>A 2630.160-04-0000</u>	NON-IPS COMPUTER - HS		0.00	0.00	0.00	1,005.56	0.00	-1,005.56
<u>A 2630.160-05-0000</u>	NON-IPS COMPUTER - MS		0.00	0.00	0.00	1,471.26	0.00	-1,471.26
<u>A 2630.220-00-0000</u>	COMPUTER EQUIPMENT DISTRICTWIDE		0.00	0.00	0.00	0.00	5,568.39	-5,568.39
<u>A 2630.400-00-0000</u>	OTHER EXPENSE - DISTRICTWIDE		0.00	0.00	0.00	515.79	296.52	-812.31
<u>A 2630.450-00-0000</u>	COMPUTER SUPPLIES-DISTWIDE		0.00	0.00	0.00	1,953.11	-402.11	-1,551.00
<u>A 2630.460-00-0000</u>	COMPUTER SOFTWARE DISTRICTWIDE		0.00	0.00	0.00	10,044.22	-8,574.85	-1,469.37
<u>A 2630.490-00-0000</u>	COMPUTER INSTRUCTION - BOCES		0.00	0.00	0.00	326,719.32	382,619.83	-709,339.15
2630	COMPUTER ASSISTED INSTRUCTION	*	0.00	0.00	0.00	343,720.38	379,507.78	-723,228.16
26	Social Security Tax	**	0.00	0.00	0.00	349,522.15	433,146.52	-782,668.67
<u>A 2810.160-00-1000</u>	EXTRA DUTY-GUIDANCE NON IPS		0.00	0.00	0.00	806.88	0.00	-806.88
<u>A 2810.160-05-0000</u>	NON IPS GUIDANCE - MS		0.00	0.00	0.00	3,436.88	0.00	-3,436.88
<u>A 2810.450-00-0000</u>	SUPPLIES-GUIDANCE		0.00	0.00	0.00	1,524.69	856.31	-2,381.00
2810	GUIDANCE-REGULAR SCHOOL	*	0.00	0.00	0.00	5,768.45	856.31	-6,624.76
<u>A 2815.160-05-1000</u>	EXT. DUTY- NON IPS HEALTH - MS		0.00	0.00	0.00	579.59	0.00	-579.59
<u>A 2815.400-00-0000</u>	OTHER EXP HEALTH		0.00	0.00	0.00	374.25	-374.25	0.00
<u>A 2815.450-00-0000</u>	SUPPLIES-HEALTH		0.00	0.00	0.00	3,569.84	-3,689.16	119.32
2815	HEALTH SERVICES-REGULAR SCHOOL	*	0.00	0.00	0.00	4,523.68	-4,063.41	-460.27
<u>A 2820.400-00-0000</u>	OTHER EXP PSYCHOLOGIST		0.00	0.00	0.00	577.50	-577.50	0.00
2820	PSYCHOLOGICAL SRVC-REG SCHOOL	*	0.00	0.00	0.00	577.50	-577.50	0.00
<u>A 2850.150-04-0000</u>	IPS CO-CURRICULAR - HS		0.00	0.00	0.00	2,352.00	0.00	-2,352.00
<u>A 2850.150-05-0000</u>	IPS CO-CURRICULAR - MS		0.00	0.00	0.00	1,118.00	0.00	-1,118.00

SENECA FALLS CSD

Appropriation Status Detail Report By Function From 8/1/2024 To 8/31/2024



Account	Description	Budget	Adjustments	Adj. Budget	Expensed	Encumbered	Available
A 2850.400-00-0900	CONTRACT EXP.-MUSIC-CO CURR	0.00	0.00	0.00	300.00	-300.00	0.00
2850	CO-CURRICULAR ACTIV-REG SCHL	0.00	0.00	0.00	3,770.00	-300.00	-3,470.00
A 2855.150-00-5000	ATHLETIC DIRECTOR	0.00	0.00	0.00	4,264.22	0.00	-4,264.22
A 2855.400-00-0000	CONTRACTUAL	0.00	0.00	0.00	1,844.00	2,296.00	-4,140.00
A 2855.450-00-0000	SUPPLIES & MATERIALS	0.00	0.00	0.00	6,356.01	-1,028.17	-5,327.84
2855	INTERSCHOL ATHLETICS-REG SCHL	0.00	0.00	0.00	12,464.23	1,267.83	-13,732.06
28	New York City Income Tax	0.00	0.00	0.00	27,103.86	-2,816.77	-24,287.09
2		0.00	0.00	0.00	1,145,082.01	5,671,426.82	-6,816,508.83
A 5510.150-00-0000	TRANSPORTATION SUPERVISOR - JB	0.00	0.00	0.00	2,216.86	0.00	-2,216.86
A 5510.160-00-0000	MECHANICS TRANSP	0.00	0.00	0.00	10,851.09	0.00	-10,851.09
A 5510.160-00-0015	EX CURRICULAR TRIPS-OTHER	0.00	0.00	0.00	588.03	0.00	-588.03
A 5510.160-00-0551	SALARIES-BUS DRIVERS	0.00	0.00	0.00	10,001.76	0.00	-10,001.76
A 5510.160-00-0552	ADMIN SALARIES-NON IPS	0.00	0.00	0.00	6,522.62	0.00	-6,522.62
A 5510.160-00-0553	SALARIES-BUS MONITORS	0.00	0.00	0.00	4,500.02	0.00	-4,500.02
A 5510.160-00-1620	MECHANICS SALARY	0.00	0.00	0.00	5,151.20	0.00	-5,151.20
A 5510.160-00-2000	SUBS-BUS DRIVERS	0.00	0.00	0.00	4,169.38	0.00	-4,169.38
A 5510.160-00-6000	TRANSPORTATION SUPERVISOR	0.00	0.00	0.00	5,630.16	0.00	-5,630.16
A 5510.400-00-0000	OTHER EXP TRANSP	0.00	0.00	0.00	4,917.35	4,461.87	-9,379.22
A 5510.400-00-4300	CONTRACT EXP.-MEALS	0.00	0.00	0.00	0.00	0.00	0.00
A 5510.400-00-4400	INSURANCE	0.00	0.00	0.00	238.00	-238.00	0.00
A 5510.450-00-0000	SUPPLIES-TRANSPORTATION	0.00	0.00	0.00	3,040.63	1,940.78	-4,981.41
A 5510.450-00-5710	GASOLINE	0.00	0.00	0.00	6,303.60	-2,857.24	-3,446.36
A 5510.450-00-5720	DIESEL FUEL	0.00	0.00	0.00	1,891.18	-1,891.18	0.00
A 5510.450-00-5750	TIRES	0.00	0.00	0.00	0.00	403.98	-403.98
5510	DISTRICT TRANSPORT-MEDICAID	0.00	0.00	0.00	66,021.88	1,820.21	-67,842.09
A 5530.400-00-4020	GAS-GARAGE	0.00	0.00	0.00	0.00	0.00	0.00
A 5530.400-00-4040	WATER-GARAGE	0.00	0.00	0.00	424.04	-424.04	0.00
5530	GARAGE BUILDING	0.00	0.00	0.00	424.04	-424.04	0.00
A 5581.490-00-0000	TRANS-BOCES-CONTRACT	0.00	0.00	0.00	850.00	7,650.00	-8,500.00
5581	TRANSPORTATION FROM BOCES	0.00	0.00	0.00	850.00	7,650.00	-8,500.00
55		0.00	0.00	0.00	67,295.92	9,046.17	-76,342.09
5		0.00	0.00	0.00	67,295.92	9,046.17	-76,342.09
A 9030.800-00-0000	SOCIAL SECURITY EMP BEN	0.00	0.00	0.00	23,474.23	0.00	-23,474.23

SENECA FALLS CSD

Appropriation Status Detail Report By Function From 8/1/2024 To 8/31/2024



Account	Description		Budget	Adjustments	Adj. Budget	Expensed	Encumbered	Available
9030	SOCIAL SECURITY	*	0.00	0.00	0.00	23,474.23	0.00	-23,474.23
A 9060.800-00-0000	HOSP/MED INS EMP BEN		0.00	0.00	0.00	-1,150.30	0.00	1,150.30
A 9060.800-00-8010	DENTAL INSURANCE -ACTIVE		0.00	0.00	0.00	14,540.43	-14,540.43	0.00
A 9060.800-00-8030	HOSP/MED INS EMP BEN-ACTIVE		0.00	0.00	0.00	358,527.95	-340,253.36	-18,274.59
A 9060.800-00-8040	HOSP/MED INS EMP BEN-INACTIVE		0.00	0.00	0.00	36,747.20	-36,747.20	0.00
9060	HOSPITAL, MEDICAL & DENTAL INS	*	0.00	0.00	0.00	408,665.28	-391,540.99	-17,124.29
90		**	0.00	0.00	0.00	432,139.51	-391,540.99	-40,598.52
9		***	0.00	0.00	0.00	432,139.51	-391,540.99	-40,598.52
Fund ATotals:			0.00	0.00	0.00	1,987,945.50	5,985,661.65	-7,973,607.15
Grand Totals:			0.00	0.00	0.00	1,987,945.50	5,985,661.65	-7,973,607.15

SENECA FALLS CSD

Appropriation Status Detail Report By Function From 8/1/2024 To 8/31/2024



Account	Description	Budget	Adjustments	Adj. Budget	Expensed	Encumbered	Available
<u>C 2860.160-00-0000</u>	SALARIES	0.00	0.00	0.00	593.28	0.00	-593.28
<u>C 2860.160-00-0001</u>	SALARIES - SUMMER	0.00	0.00	0.00	5,572.87	0.00	-5,572.87
<u>C 2860.160-00-2000</u>	SUBSTITUTES	0.00	0.00	0.00	2,351.76	0.00	-2,351.76
<u>C 2860.200-00-0000</u>	EQUIPMENT	0.00	0.00	0.00	3,326.72	-4,000.00	673.28
<u>C 2860.400-00-0000</u>	OTHER EXPENSE	0.00	0.00	0.00	2,690.34	-2,690.34	0.00
<u>C 2860.450-00-0000</u>	FOOD SUPPLIES	0.00	0.00	0.00	0.00	164,000.00	-164,000.00
<u>C 2860.450-00-0001</u>	FOOD SUPPLIES - SUMMER	0.00	0.00	0.00	1,233.32	-1,184.67	-48.65
<u>C 2860.450-00-4520</u>	OTHER SUPPLIES	0.00	0.00	0.00	0.00	23,000.00	-23,000.00
<u>C 2860.450-00-4530</u>	SURPLUS	0.00	0.00	0.00	0.00	8,000.00	-8,000.00
<u>C 2860.450-00-SUPP</u>	FOOD SUPPLIES - SCA	0.00	0.00	0.00	0.00	28,056.00	-28,056.00
<u>C 2860.490-00-0000</u>	BOCES-SCHOOL FOOD MANAGEMENT	0.00	0.00	0.00	9,660.80	86,947.20	-96,608.00
2860	*	0.00	0.00	0.00	25,429.09	302,128.19	-327,557.28
28	**	0.00	0.00	0.00	25,429.09	302,128.19	-327,557.28
2	***	0.00	0.00	0.00	25,429.09	302,128.19	-327,557.28
<u>C 9030.800-00-0000</u>	SOCIAL SECURITY	0.00	0.00	0.00	651.61	0.00	-651.61
9030	*	0.00	0.00	0.00	651.61	0.00	-651.61
90	**	0.00	0.00	0.00	651.61	0.00	-651.61
9	***	0.00	0.00	0.00	651.61	0.00	-651.61
Fund CTotals:		0.00	0.00	0.00	26,080.70	302,128.19	-328,208.89
Grand Totals:		0.00	0.00	0.00	26,080.70	302,128.19	-328,208.89

SENECA FALLS CSD

Appropriation Status Detail Report By Function From 8/1/2024 To 8/31/2024



Account	Description	Budget	Adjustments	Adj. Budget	Expensed	Encumbered	Available
<u>FA24 2110.400-06-0000</u>	TITLE I CONTRACT SERV NON-PUBLIC 23-24	0.00	0.00	0.00	0.00	-60.00	60.00
2110	*	0.00	0.00	0.00	0.00	-60.00	60.00
21	**	0.00	0.00	0.00	0.00	-60.00	60.00
2	***	0.00	0.00	0.00	0.00	-60.00	60.00
Fund FA24Totals:		0.00	0.00	0.00	0.00	-60.00	60.00
<u>FN122 2110.150-01-00</u>	SALARIES - STANTON- ARP SUMMER LEARNING	0.00	0.00	0.00	4,562.75	0.00	-4,562.75
<u>FN122 2110.150-02-00</u>	SALARIES - KNIGHT - ARP SUMMER LEARNING	0.00	0.00	0.00	4,231.50	0.00	-4,231.50
<u>FN122 2110.150-05-00</u>	SALARIES - MIDDLE SCHOOL- ARP SUMMER LEARNING	0.00	0.00	0.00	2,583.98	0.00	-2,583.98
<u>FN122 2110.160-01-00</u>	SALARIES - STANTON - ARP SUMMER LEARNING	0.00	0.00	0.00	124.35	0.00	-124.35
<u>FN122 2110.160-02-00</u>	SALARIES - KNIGHT - ARP SUMMER LEARNING	0.00	0.00	0.00	248.70	0.00	-248.70
2110	*	0.00	0.00	0.00	11,751.28	0.00	-11,751.28
21	**	0.00	0.00	0.00	11,751.28	0.00	-11,751.28
2	***	0.00	0.00	0.00	11,751.28	0.00	-11,751.28
Fund FN122Totals:		0.00	0.00	0.00	11,751.28	0.00	-11,751.28
<u>FN22 2110.150-04-FR</u>	SALARIES - HS- FEDERAL RESERVE	0.00	0.00	0.00	-2,352.00	0.00	2,352.00
<u>FN22 2110.150-05-FR</u>	SALARIES - MS - FEDERAL RESERVE	0.00	0.00	0.00	-1,118.00	0.00	1,118.00
2110	*	0.00	0.00	0.00	-3,470.00	0.00	3,470.00
21	**	0.00	0.00	0.00	-3,470.00	0.00	3,470.00
2	***	0.00	0.00	0.00	-3,470.00	0.00	3,470.00
Fund FN22Totals:		0.00	0.00	0.00	-3,470.00	0.00	3,470.00
<u>FN422 2110.150-00-00</u>	SALARIES - ARP HOMELESS CHILDREN	0.00	0.00	0.00	361.00	0.00	-361.00
<u>FN422 2110.450-00-00</u>	SUPPLIES - ARP HOMELESS CHILDREN	0.00	0.00	0.00	0.00	2,475.85	-2,475.85
2110	*	0.00	0.00	0.00	361.00	2,475.85	-2,836.85
21	**	0.00	0.00	0.00	361.00	2,475.85	-2,836.85
2	***	0.00	0.00	0.00	361.00	2,475.85	-2,836.85
Fund FN422Totals:		0.00	0.00	0.00	361.00	2,475.85	-2,836.85

SENECA FALLS CSD

Appropriation Status Detail Report By Function From 8/1/2024 To 8/31/2024



Account	Description	Budget	Adjustments	Adj. Budget	Expensed	Encumbered	Available
<u>FQ22 2110.150-00-00</u>	OJP INSTRUCTIONAL SALARIES - 21-22	0.00	0.00	0.00	3,801.92	0.00	-3,801.92
2110	*	0.00	0.00	0.00	3,801.92	0.00	-3,801.92
21	**	0.00	0.00	0.00	3,801.92	0.00	-3,801.92
2	***	0.00	0.00	0.00	3,801.92	0.00	-3,801.92
	Fund FQ22Totals:	0.00	0.00	0.00	3,801.92	0.00	-3,801.92
<u>FQ223 2820.150-00-00</u>	RURAL SCHOOL MENTAL HEALTH - PSYCHOLOGIST	0.00	0.00	0.00	12,205.92	0.00	-12,205.92
<u>FQ223 2820.400-00-00</u>	RURAL SCHOOLS MENTAL HEALTH - OTHER EXP PSYCHOLOGIST	0.00	0.00	0.00	48,950.00	-36,950.00	-12,000.00
<u>FQ223 2820.450-00-00</u>	RURAL SCHOOL MENTAL HEALTH - SUPPLIES-PSYCHOLOGIST	0.00	0.00	0.00	2,187.47	-1,984.40	-203.07
<u>FQ223 2820.460-00-00</u>	RURAL SCHOOLS MENTAL HEALTH - TRAVEL-PSYCHOLOGIST	0.00	0.00	0.00	1,390.00	-1,404.00	14.00
2820	*	0.00	0.00	0.00	64,733.39	-40,338.40	-24,394.99
28	**	0.00	0.00	0.00	64,733.39	-40,338.40	-24,394.99
2	***	0.00	0.00	0.00	64,733.39	-40,338.40	-24,394.99
	Fund FQ223Totals:	0.00	0.00	0.00	64,733.39	-40,338.40	-24,394.99
Grand Totals:		0.00	0.00	0.00	77,177.59	-37,922.55	-39,255.04

SENECA FALLS CSD



Appropriation Status Detail Report By Function From 8/1/2024 To 8/31/2024

Account	Description		Budget	Adjustments	Adj. Budget	Expensed	Encumbered	Available
<u>H 5510.210-01-0000</u>	BUS PURCHASES		0.00	0.00	0.00	0.00	616,972.92	-616,972.92
5510		*	0.00	0.00	0.00	0.00	616,972.92	-616,972.92
55		**	0.00	0.00	0.00	0.00	616,972.92	-616,972.92
5		***	0.00	0.00	0.00	0.00	616,972.92	-616,972.92
	Fund HTotals:		0.00	0.00	0.00	0.00	616,972.92	-616,972.92
<u>H24 2110.201-00-0000</u>	CONSTRUCTION MANAGER		0.00	0.00	0.00	21,066.66	-21,066.66	0.00
<u>H24 2110.201-00-0001</u>	CONSTRUCTION MANAGER REIMBURSEABLES		0.00	0.00	0.00	2,139.02	-2,139.02	0.00
<u>H24 2110.245-00-0000</u>	ARCHITECTS		0.00	0.00	0.00	37,187.63	-37,187.63	0.00
<u>H24 2110.245-00-0001</u>	ARCHITECTS REIMBURSEABLES		0.00	0.00	0.00	10,934.17	-10,934.17	0.00
<u>H24 2110.246-00-0000</u>	ENGINEERING		0.00	0.00	0.00	10,076.25	-10,076.25	0.00
2110		*	0.00	0.00	0.00	81,403.73	-81,403.73	0.00
21		**	0.00	0.00	0.00	81,403.73	-81,403.73	0.00
2		***	0.00	0.00	0.00	81,403.73	-81,403.73	0.00
	Fund H24Totals:		0.00	0.00	0.00	81,403.73	-81,403.73	0.00
Grand Totals:			0.00	0.00	0.00	81,403.73	535,569.19	-616,972.92

SENECA FALLS CSD

Appropriation Status Detail Report By Function From 7/1/2024 To 7/31/2025



Account	Description	Budget	Adjustments	Adj. Budget	Expensed	Encumbered	Available
H25 2110.240-01-0000	GENERAL ADMINISTRATIVE EXPENSES - CADY STANTON	10,500.00	0.00	10,500.00	0.00	0.00	10,500.00
H25 2110.245-01-0000	ARCHITECTS - CADY STANTON	285.00	0.00	285.00	0.00	0.00	285.00
2110	*	10,785.00	0.00	10,785.00	0.00	0.00	10,785.00
21	**	10,785.00	0.00	10,785.00	0.00	0.00	10,785.00
2	***	10,785.00	0.00	10,785.00	0.00	0.00	10,785.00
Fund H25Totals:		17,197.70	0.00	17,197.70	0.00	0.00	17,197.70
Grand Totals:		22,643,762.91	0.00	22,643,762.91	953,935.14	-323,393.69	22,013,221.46

SENECA FALLS CSD

Check Warrant Report For A - 30: GENERAL-10/17/24 For Dates 10/1/2024 - 10/31/2024



Check #	Check Date	Vendor ID	Vendor Name	Account	PO Number	Check Amount	Liquidated
610878	10/17/2024	8729	AMAZON CAPITAL SERVICES INC	A 2250.450-02-0000	250653	238.07	238.07
						Check Total:	238.07
610879	10/17/2024	10868	CHRISTINE ARMAO	A 250		1,000.00	
						A 250	0.00
						Check Total:	1,000.00
610880	10/17/2024	10870	JILLIAN BABCOCK	A 2855.400-00-1500		104.80	
						A 2855.400-00-1500	104.80
						A 2855.400-00-1500	104.80
						Check Total:	314.40
610881	10/17/2024	7626	DEAN BARKLEY	A 2855.400-00-1500		118.70	
						Check Total:	118.70
610882	10/17/2024	5750	JOSH BOVET	A 2855.400-00-1500		118.70	
						A 2855.400-00-1500	95.55
						Check Total:	214.25
610883	10/17/2024	239	BILL BULMAN	A 2855.400-00-1500		84.00	
						A 2855.400-00-1500	42.00
						Check Total:	126.00
610884	10/17/2024	7858	SHAWN BURNS	A 5510.400-00-4300		10.00	
						A 5510.400-00-4300	10.00
						Check Total:	20.00
610885	10/17/2024	4038	DOUG COLE	A 2855.400-00-1500		118.70	
						Check Total:	118.70
610886	10/17/2024	10861	JOHN CRONIN	A 2855.400-00-1500		50.00	
						A 2855.400-00-1500	50.00

RECEIVED
OCT 22 2024
DISTRICT OFFICE

SENECA FALLS CSD

Check Warrant Report For A - 30: GENERAL-10/17/24 For Dates 10/1/2024 - 10/31/2024



Check #	Check Date	Vendor ID	Vendor Name	Account	PO Number	Check Amount	Liquidated
				A 2855.400-00-1500		50.00	
				A 2855.400-00-1500		50.00	
				A 2855.400-00-1500		0.00	
				A 2855.400-00-1500		0.00	
				A 2855.400-00-1500		0.00	
				A 2855.400-00-1500		0.00	
				Check Total:		200.00	
610887	10/17/2024	3850	CSSI				
				A 2110.450-01-0400	250123	87.50	87.50
				A 2610.450-04-0000	250133	125.73	125.73
				A 2110.450-04-0400	250129	387.09	387.09
				A 2110.450-04-0400	250127	464.81	447.71
				A 2110.450-04-0400	250171	21.99	21.99
				A 2110.450-02-0002	250164	25.80	25.80
				A 2110.450-02-0010	250162	53.89	53.89
				A 2250.450-02-0000	250158	34.44	34.44
				A 2110.450-05-0400	250131	57.12	57.12
				A 2110.450-02-0400	250125	53.00	53.00
				A 2110.450-04-0400	250127	-17.10	0.00
				Check Total:		1,294.27	
610888	10/17/2024	10874	CUNY, BRIANNA				
				A 1620.400-00-0000		50.00	
				Check Total:		50.00	
610889	10/17/2024	7286	JEFFREY DE LONG				
				A 5510.400-00-4300		10.00	
				Check Total:		10.00	
610890	10/17/2024	8857	CHERRIE DEMING				
				A 2855.400-00-1500		210.40	
				Check Total:		210.40	
610891	10/17/2024	6801	RONALD DONK				
				A 5510.400-00-4300		15.00	
				Check Total:		15.00	
610892	10/17/2024	3238	EMPIRE NATURAL GAS CORP				

SENECA FALLS CSD

Check Warrant Report For A - 30: GENERAL-10/17/24 For Dates 10/1/2024 - 10/31/2024



Check #	Check Date	Vendor ID	Vendor Name	Account	PO Number	Check Amount	Liquidated
				A 1620.400-07-4020	250340	1.23	1.23
				A 1620.400-07-4020	250340	0.00	
610893	10/17/2024	3030	JIM FAIRBANKS		Check Total:	1.23	
				A 5510.400-00-4300		15.00	
				A 5510.400-00-4300		10.00	
				A 5510.400-00-4300		15.00	
				A 5510.400-00-4300		15.00	
				A 5510.400-00-4300		15.00	
				A 5510.400-00-4300		15.00	
610894	10/17/2024	2478	FEDERAL EXPRESS		Check Total:	85.00	
				A 1310.400-00-0000	250422	51.87	51.87
610895	10/17/2024	660	FERRARA LUMBER		Check Total:	51.87	
				A 2110.450-05-0403	250629	53.88	53.88
				A 1621.450-00-0000	250254	1.40	1.40
				A 1621.450-00-0000	250254	16.19	16.19
				A 1621.450-00-0000	250254	3.41	3.41
				A 1621.450-00-0000	250254	8.08	8.08
				A 1621.450-00-0000	250254	44.07	31.03
				A 1621.450-00-0000	250254	-13.04	0.00
				A 1621.450-00-0000	250254	8.71	8.71
				A 1621.450-00-0000	250254	-8.71	0.00
610896	10/17/2024	1916	FINGER LAKES DAIRY SVCS., INC.		Check Total:	113.99	
				A 1621.450-00-0000	250247	53.05	53.05
610897	10/17/2024	7070	FOLLETT CONTENT SOLUTIONS LLC		Check Total:	53.05	
				A 2610.460-02-0000	250613	583.77	583.77
				A 2610.460-02-0000	250613	1,548.64	1,548.64
610898	10/17/2024	6981	GENEVA GENERAL HOSPITAL		Check Total:	2,132.41	

SENECA FALLS CSD

Check Warrant Report For A - 30: GENERAL-10/17/24 For Dates 10/1/2024 - 10/31/2024



Check #	Check Date	Vendor ID	Vendor Name	Account	PO Number	Check Amount	Liquidated
				A 2855.400-00-0000	250403	1,850.00	1,850.00
					Check Total:	1,850.00	
610899	10/17/2024	805	GRAINGER	A 1621.450-00-0000	250236	81.16	81.16
				A 1621.450-00-0000	250236	19.86	19.86
					Check Total:	101.02	
610900	10/17/2024	7395	DAVID HARTNEY	A 2855.400-00-1500		95.55	
				A 2855.400-00-1500		118.70	
					Check Total:	214.25	
610901	10/17/2024	8828	BRIAN M HEITMANN	A 1620.400-00-0000		242.54	
					Check Total:	242.54	
610902	10/17/2024	7644	HILTON MODEL UN CONFERENCE	A 2850.400-00-1200	250649	600.00	600.00
				A 2850.400-00-1200	250649	0.00	
					Check Total:	600.00	
610903	10/17/2024	6978	HORACE K. HUDSON	A 2855.400-00-1500		84.00	
				A 2855.400-00-1500		84.00	
				A 2855.400-00-1500		42.00	
				A 2855.400-00-1500		42.00	
					Check Total:	252.00	
610904	10/17/2024	2586	J.W. PEPPER AND SON, INC.	A 2110.450-01-0900	250576	101.75	101.75
					Check Total:	101.75	
610905	10/17/2024	8552	MICHAEL JERVIS	A 2855.400-00-1500		118.70	
					Check Total:	118.70	
610906	10/17/2024	7079	KELLEY BROS., LLC	A 1621.400-00-0000	241011	9,725.11	9,725.11
					Check Total:	9,725.11	
610907	10/17/2024	6277	GERALD KNOX				

SENECA FALLS CSD

Check Warrant Report For A - 30: GENERAL-10/17/24 For Dates 10/1/2024 - 10/31/2024



Check #	Check Date	Vendor ID	Vendor Name	Account	PO Number	Check Amount	Liquidated
				A 5510.400-00-4300		5.00	
				A 5510.400-00-4300		10.00	
610908	10/17/2024	9022	NOEL LAZENBY			Check Total: 15.00	
				A 2855.400-00-1500		95.55	
610909	10/17/2024	7854	PATRICK MADAFFARI			Check Total: 95.55	
				A 2855.400-00-1500		124.00	
610910	10/17/2024	5682	MAKEMUSIC INC.			Check Total: 124.00	
				A 2850.400-00-0900	250612	119.98	119.98
610911	10/17/2024	8089	JAMES MARLEY			Check Total: 119.98	
				A 5510.400-00-4300		15.00	
				A 5510.400-00-4300		15.00	
				A 5510.400-00-4300		15.00	
				A 5510.400-00-4300		15.00	
				A 5510.400-00-4300		15.00	
				A 5510.400-00-4300		15.00	
610912	10/17/2024	3103	MATRIX COMMUNICATIONS			Check Total: 90.00	
				A 1621.400-00-0000	250244	75.00	75.00
610913	10/17/2024	10873	CHRISTOPHER MORABITO			Check Total: 75.00	
				A 2855.400-00-1500		95.55	
				A 2855.400-00-1500		95.55	
				A 2855.400-00-1500		95.55	
610914	10/17/2024	8870	NEW YORK ASSOCIATION OF SCHOOL PSYCHOLOGISTS			Check Total: 286.65	
				A 2070.400-00-0000	250647	410.00	410.00
610915	10/17/2024	1459	NYS ELECTRIC & GAS			Check Total: 410.00	
				A 1620.400-07-4030	250337	103.76	103.76

SENECA FALLS CSD

Check Warrant Report For A - 30: GENERAL-10/17/24 For Dates 10/1/2024 - 10/31/2024



Check #	Check Date	Vendor ID	Vendor Name	Account	PO Number	Check Amount	Liquidated
						Check Total:	103.76
610916	10/17/2024	7833	NYS SCHOOL FACILITIES ASSOCIATION INC	A 1621.400-00-0000	250416	1,195.00	1,195.00
						Check Total:	1,195.00
610917	10/17/2024	4431	NYSSMA	A 2850.400-00-0900	250655	50.00	50.00
						A 2850.400-00-0900	50.00
						Check Total:	100.00
610918	10/17/2024	1566	RONALD S. PATRICK	A 2855.400-00-1500		87.70	
						Check Total:	87.70
610919	10/17/2024	7811	QUADIENT FINANCE USA INC	A 1670.400-00-0000	250355	4,000.00	4,000.00
						A 1670.400-00-0000	0.00
						Check Total:	4,000.00
610920	10/17/2024	10866	MICHELLE QUIGLEY	A 5510.400-00-4300		5.00	
						A 5510.400-00-4300	10.00
						A 5510.400-00-4300	10.00
						Check Total:	25.00
610921	10/17/2024	9030	NATHAN RARICK	A 2110.400-02-0000		18.76	
						A 2110.400-02-0000	0.00
						Check Total:	18.76
610922	10/17/2024	1781	MABEL ROFFE	A 5510.400-00-4300		10.00	
						Check Total:	10.00
610923	10/17/2024	10875	RUMFELT, BRYCE	A 2855.400-00-0000		75.00	
						Check Total:	75.00
610924	10/17/2024	4461	FRANK E. SCHMITTER	A 2855.400-00-1500		95.55	

SENECA FALLS CSD

Check Warrant Report For A - 30: GENERAL-10/17/24 For Dates 10/1/2024 - 10/31/2024



Check #	Check Date	Vendor ID	Vendor Name	Account	PO Number	Check Amount	Liquidated
610925	10/17/2024	5110	KEVIN SHOEMAKER				
					Check Total:	95.55	
				A 2855.400-00-1500		118.70	
				A 2855.400-00-1500		95.55	
					Check Total:	214.25	
610926	10/17/2024	8833	SOLDIERS & SAILORS MEMORIAL HOSPITAL				
				A 5510.400-00-0000	250400	4,000.00	4,000.00
					Check Total:	4,000.00	
610927	10/17/2024	8881	PETE SOSCIA				
				A 5510.400-00-4300		10.00	
					Check Total:	10.00	
610928	10/17/2024	2052	RICHARD STEIN				
				A 2855.400-00-1500		84.00	
				A 2855.400-00-1500		42.00	
					Check Total:	126.00	
610929	10/17/2024	10869	HARRY TOWERS				
				A 250		152.00	
				A 250		0.00	
					Check Total:	152.00	
610930	10/17/2024	3624	VERIZON WIRELESS				
				A 2630.400-00-0000	250471	45.32	45.32
					Check Total:	45.32	
610931	10/17/2024	9013	WEEDSPORT RUNNING CLUB				
				A 2855.400-00-0000	250661	200.00	200.00
					Check Total:	200.00	
610932	10/17/2024	8700	ROBERT WOOD				
				A 5510.400-00-4300		15.00	
				A 5510.400-00-4300		15.00	
				A 5510.400-00-4300		15.00	
					Check Total:	45.00	
610933	10/17/2024	8455	ZONAR SYSTEMS INC				
				A 5510.400-00-0000	250268	729.00	729.00
					Check Total:	729.00	

SENECA FALLS CSD

Check Warrant Report For A - 30: GENERAL-10/17/24 For Dates 10/1/2024 - 10/31/2024



Check #	Check Date	Vendor ID	Vendor Name	Account	PO Number	Check Amount	Liquidated
Number of Transactions: 56					Warrant Total:	32,021.23	
					Vendor Portion:	32,021.23	

Certification of Warrant

To The District Treasurer: I hereby certify that I have verified the above claims, _____ in number, in the total amount of \$ _____. You are hereby authorized and directed to pay to the claimants certified above the amount of each claim allowed and charge each to the proper fund.

Date

Signature

Title

Certification of Warrant

To The District Treasurer: I hereby certify that I have audited the above claims in the total amount of \$ _____. You are hereby authorized and directed to pay to the claimants certified above the amount of each claim allowed and charge each to the proper fund.

10-18-24
Date

Cathy Rose
Auditor's Signature

Title

SENECA FALLS CSD

Check Warrant Report For F - 11: FEDERAL-10/17/24 For Dates 10/1/2024 - 10/31/2024



Check #	Check Date	Vendor ID	Vendor Name	Account	PO Number	Check Amount	Liquidated
304103	10/11/2024	10865	ANN CAIN CRUSADE	FL 2850.400-00-00	250652	360.00	360.00
						Check Total:	360.00
304104	10/11/2024	2298	ELAN FINANCIAL SERVICES	FN422 2110.450-00-00	250533	1,000.00	1,000.00
						FN422 2110.450-00-00	600.00
						Check Total:	1,600.00
304105	10/17/2024	8692	CLINICAL ASSOCIATES OF THE FINGER LAKES	FB25 2250.400-06-00		4,068.00	
						FB25 2250.400-06-00	942.00
						Check Total:	5,010.00
304106	10/17/2024	2638	FL UNITED CEREBRAL PALSY, INC.	FB25 2250.400-06-00		14,238.00	
						FB25 2250.400-06-00	2,034.00
						FE25 2250.400-00-0000	3,297.00
						FE25 2250.400-00-0000	471.00
						Check Total:	20,040.00
304107	10/17/2024	10767	KUHN CRISTI	FQ223 2820.460-00-00	250635	37.77	37.77
						FQ223 2820.460-00-00	64.36
						FQ223 2820.460-00-00	6.00
						FQ223 2820.460-00-00	126.23
						FQ223 2820.460-00-00	59.00
						FQ223 2820.460-00-00	13.97
						FQ223 2820.460-00-00	24.70
						FQ223 2820.460-00-00	20.77

RECEIVED
 OCT 22 2024
 DISTRICT OFFICE

SENECA FALLS CSD

Check Warrant Report For F - 11: FEDERAL-10/17/24 For Dates 10/1/2024 - 10/31/2024



Check #	Check Date	Vendor ID	Vendor Name	Account	PO Number	Check Amount	Liquidated
304108	10/17/2024	6668	LEGOTTS CLUB 86				
						Check Total:	352.80
				FQ223 2820.400-00-00	250639	2,505.00	2,505.00
				FQ223 2820.400-00-00	250639	0.00	
				FQ223 2820.400-00-00	250639	0.00	
						Check Total:	2,505.00
304109	10/17/2024	9301	SANDRA ORDAN				
				FQ223 2820.460-00-00	250634	38.70	38.70
				FQ223 2820.460-00-00	250634	13.96	13.96
				FQ223 2820.460-00-00	250634	63.00	63.00
				FQ223 2820.460-00-00	250634	59.00	59.00
				FQ223 2820.460-00-00	250634	0.00	
						Check Total:	174.66
304110	10/17/2024	9260	MARGARET E. TABER				
				FQ223 2820.400-00-00	250598	59.00	59.00
				FQ223 2820.400-00-00	250598	4.50	4.50
				FQ223 2820.400-00-00	250598	31.00	31.00
				FQ223 2820.400-00-00	250598	18.62	18.62
				FQ223 2820.400-00-00	250598	19.25	19.25
				FQ223 2820.400-00-00	250598	35.50	35.50
						Check Total:	167.87
304111	10/17/2024	3783	WAYNE ARC				
				FB25 2250.400-06-00		12,204.00	
				FE25 2250.400-00-0000		2,826.00	

SENECA FALLS CSD

Check Warrant Report For F - 11: FEDERAL-10/17/24 For Dates 10/1/2024 - 10/31/2024



Check #	Check Date	Vendor ID	Vendor Name	Account	PO Number	Check Amount	Liquidated
						Check Total:	15,030.00
						Warrant Total:	45,240.33
						Vendor Portion:	45,240.33

Number of Transactions: 9

Certification of Warrant

To The District Treasurer: I hereby certify that I have verified the above claims, _____ in number, in the total amount of \$_____. You are hereby authorized and directed to pay to the claimants certified above the amount of each claim allowed and charge each to the proper fund.

Date

Signature

Title

Certification of Warrant

To The District Treasurer: I hereby certify that I have audited the above claims in the total amount of \$_____. You are hereby authorized and directed to pay to the claimants certified above the amount of each claim allowed and charge each to the proper fund.

10-18-24

Date

Cathy Rose

Auditor's Signature

Title