



Hamilton Elementary School






School Board Presentation 10/26/22



Talking Points

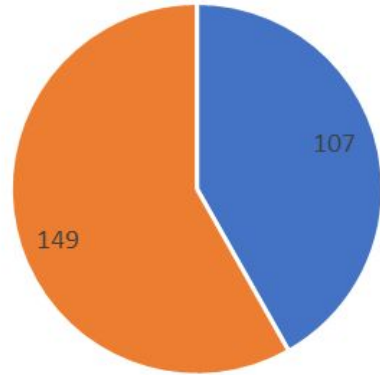
- Hamilton Elementary today.
- Who is Hamilton Elementary?
- Hamilton Elementary Tomorrow.





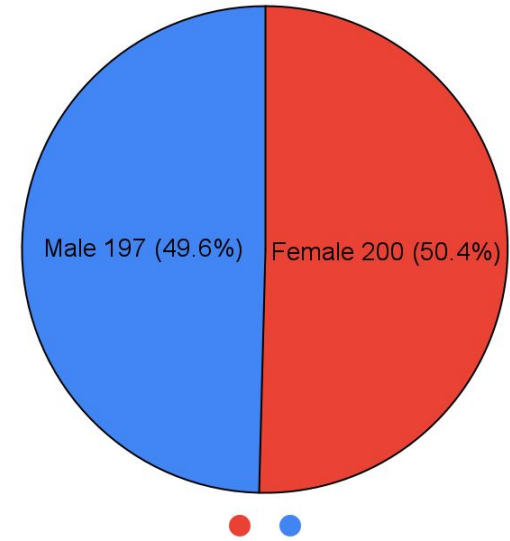
397 Students!

K-5 Program Enrollment



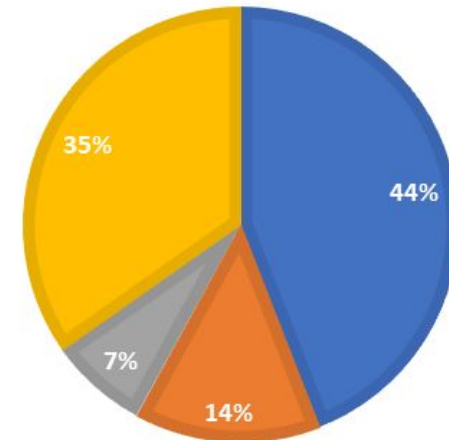
■ English Only ■ Dual Language Immersion

Female and Male Count





ELAS

■ EL ■ RFEP ■ IFEP ■ EO



HES has a great attendance Record!





Attendance

2021-2022

- K-5: 92.77%
- 6-8: 95.84%

Current

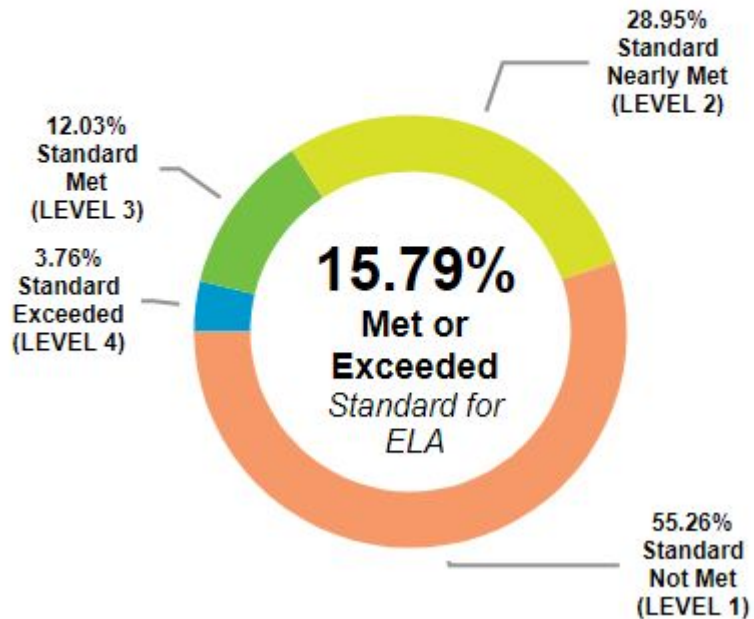
- K-5: 96.55%
- 6-8: 97.20%



HES 3rd-8th 2021-22 Smarter Balanced Summative Assessments

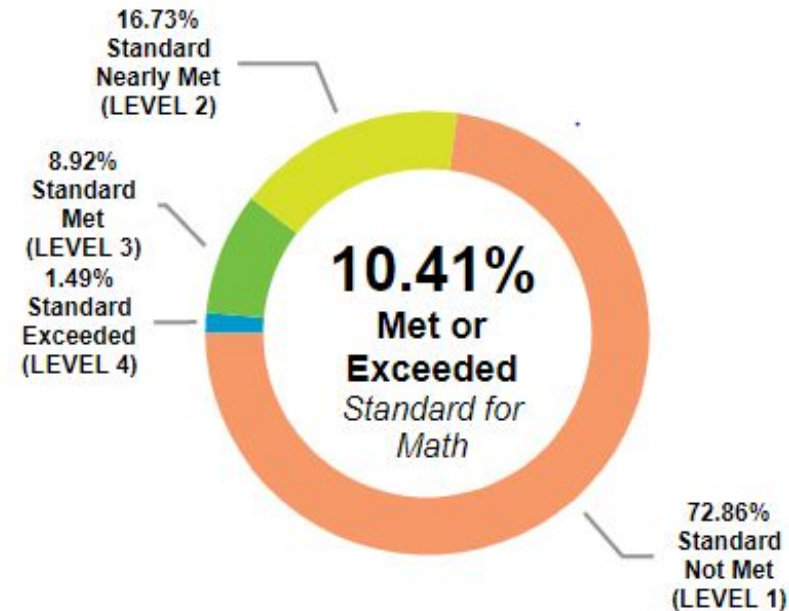
ELA

Percent of students within each achievement level



Mathematics

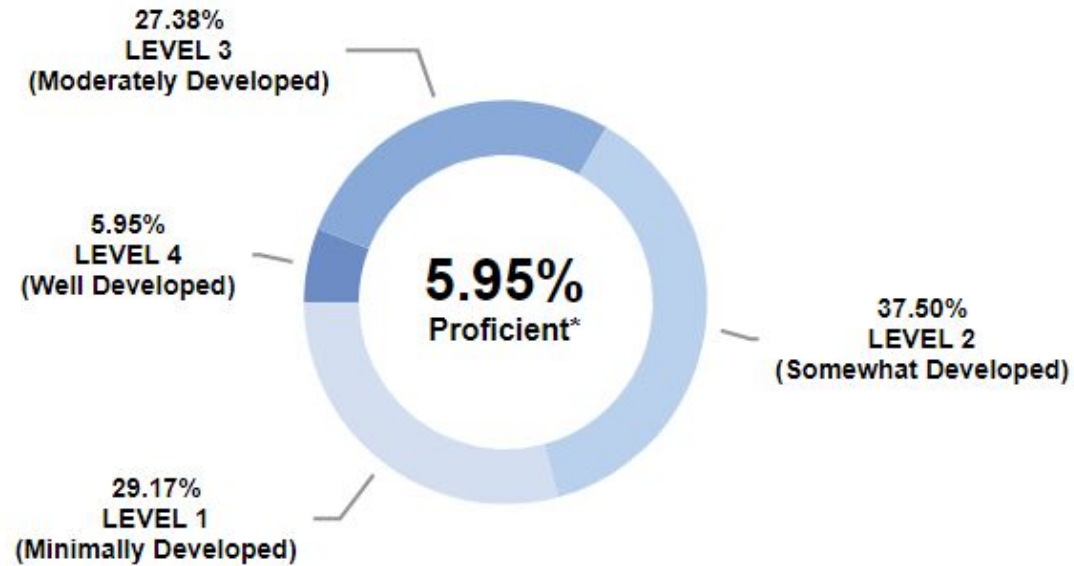
Percent of students within each achievement level



2022 English Language Learners Summative ELPAC Results

English Language Proficiency for Summative ELPAC

Percent of students within each performance level



5.95%
Proficient*

27.38%
LEVEL 3
(Moderately Developed)

5.95%
LEVEL 4
(Well Developed)

37.50%
LEVEL 2
(Somewhat Developed)


29.17%
LEVEL 1
(Minimally Developed)

Extra Curricular



Community

- Parent Support
- PTO
- Parent Workshops
- Carnivals/Festivals
- Beautification Days
- Donations
- 123 Andres
- Boys and Girls Club





WE ARE HAMILTON ELEMENTARY!



HES Tomorrow

Our Big Three Year Goals!



Improve Academics for all students

- Implementation of school wide data driven reading and math intervention program
- Collaboration: PLCs, Vertical Articulation, GCOE
- Recognize Achievement and Effort
- Ongoing Professional Development
- Continue parent outreach

Sustain Social Emotional Supports for all Students


- Cultivate a Positive School Culture
- Continue our work with PBIS
- Finalize and Adhere to PBIS Handbook with tier supports
- Utilize local resources
- Continue parent outreach

Full Implementation of K-8 Dual Immersion Program

- Dual Language Immersion Grant
- Continue our work with Dr. Claudia Rodriguez-Mojica
- School Visits
- Promote DI program
- Ongoing professional development and partnerships



Thank you!



Credits

Presentation Template: SlidesMania

Images: Unsplash.

Please keep this slide or mention us and the other resources used in the footer of a slide.



Free themes and templates for
Google Slides or **PowerPoint**

NOT to be sold as is or modified!

Read [FAQ](#) on slidesmania.com

Sharing is caring!



Scope of Work:

The consultant shall seek input from the District and various stakeholders to create a 10-year master plan to serve as a basis for future facilities planning, operations, and financial decisions.

The master plan will include a limited overview of the school district and include specific components: inventory and facility condition assessment (limited to health and safety, mechanical & electrical), existing building layout and space utilization for all school and support buildings, enrollment projections, demographics study, and capital availability analysis. Among other things, the master plan needs to include the following information:

1. Assessments of each facility, including operating condition, mechanical/electrical equipment condition, fire/life/safety issues, pedestrian and vehicle safety, and technology infrastructure. Consultant shall conduct site inspections and review facilities histories.
2. Consultant shall utilize the District-approved High School Educational Specifications as a guide to provide option development for new phased high school projects that allow the District to utilize remaining bond funds.
3. Identify High School projects that meet the needs of students and maximize the long-term benefit to the Community utilizing the remaining bond funds.
4. Define strategies to improve site vehicle and pedestrian circulation, safety, security, and functionality of school grounds and surrounding roads.
5. Include community engagement from the school community, school board, staff, and other community members regarding the facility issues.
6. Provide recommendations for priority safety and security projects at schools and support facilities.
7. Provide cost estimates for each project identified by industry standards, published construction and facilities maintenance cost estimating data that includes appropriate adjustments for local labor and material costs. Costs shall include soft costs for design fees, architect/engineering (A/E), Project Manager (PM) fees, DSA inspector fees, and permit fees, as well as the identification of appropriate escalation and contingency costs.

8. Provide site specific analysis including, but not limited to new construction, modernization and facility hardship funding available to the District through the State School Facilities Program.

**CALIFORNIA SCHOOL EMPLOYEES ASSOCIATION UNIT #623
TO
HAMILTON UNIFIED SCHOOL DISTRICT ("DISTRICT")
SUNSHINE PROPOSAL 23-24 NEGOTIATIONS**

For the Successor Contract 23-26

Pursuant to Government Code section 3547, the California School Employees Association and its Hamilton Chapter No. 623 ("CSEA") hereby "sunshines" and submits the following initial proposal for the 23-26 successor Collective Bargaining Agreement (CBA).

CSEA has examined and reviewed all provisions of the current collective bargaining agreement that will end on June 30, 2023.

CSEA would like to open on the following articles:

Article 10 Pay and Allowances:

- The unit would appreciate the district provide fair and equitable compensation for all staff, and an interest in maintaining the necessary staffing levels in order to serve our students needs efficiently and effectively.

Article 13 Leaves:

- To update to Assembly Bill 1949 Bereavement Leave Language changes

Article 12 Holidays:

- Update language to compensate employees required to work during scheduled holidays; (le meals for Boys and Girls club on non student days)

Article 21-Classification and Salary assessments:

- Update similar school districts used for salary study comparison.
- Jobs to study 23-24 include:
 - Yard Duty/Crossing Guard/Paraeducator/Library Media Tech
 - Preschool Assistant
 - Preschool Teacher
 - Special Ed Paraeducator

CSEA also reserves the right to reopen three additional Articles in addition to those set forth above in accordance with the sunshining requirements of Government Code section 3547, section (d).

Sincerely,



Chris DeVries

President pro-tem

10/25/22

Alternative Education Report
Board Meeting on October 26, 2022
Maria Reyes, Dean of Students

First quarter ended on October 7th and report cards were mailed on the 14th. Students had the opportunity to attend a Glenn County Job Fair on October 6th. Seniors are also receiving information on Financial Aid for the 2023-2024 school year, we held a Financial Aid workshop on the evening of Wednesday, October 19. For those students who could not attend this event we are assisting them individually. Seniors also received information from Butte College on Tuesday October 25th to begin the Reg2Go registration process for Butte College.

On October 26, students heard a presentation from Glenn County Drug and Alcohol Program as part of Red Ribbon Week. Francis Cunny- Counselor from D&A office provides this presentation every year to our students. Students received information on the dangers of vaping and fentanyl usage.

In November Seniors will attend a campus tour to Shasta College and hear about the different vocational programs Shasta College has to offer.

Enrollment:

12 grade = 10

11 grade = 5

10 grade = 2

Hamilton High School Spring 2022 CAASPP Results

	English (11 th)	Math (11 th)	Science (12 th)
CA State Avg	54.8% -	26.97% -	26.82%
Glenn Co.	42.72%	18.18%	20.23%
HAMILTON HIGH	53.30% -	22.73% -	30.56%
Orland High	49.61%	14.92%	18.06%
Willows High	38.40%	20.93%	14.96% (11 th)
Corning High	30.95%	14.75%	13.04%
Williams High	27.37%	9.68%	11.94%
Durham High	68.11%	46.37%	47.37%
Biggs High	29.41%	5.88%	2.94% (11 th)
Los Molinos High	47.50%	23.81%	17.95% (11 th)
Colusa High	52.63%	19.23%	14.47% (11 th)
Pierce High	33.01%	16.50%	11.58%

Hamilton Elementary School Spring 2022 CAASPP Results

	CA State Avg	Glenn Co.	Hamilton Elementary	Lake Elementary	Plaza Elementary	Capay Elementary
	ELA/Math	ELA/Math	ELA/Math	ELA/Math	ELA/Math	ELA/Math
Grade 3	42.17/43.51	24.33/28.32	15.91/20.00	68.43/78.95	63.63/77.27	66.67/66.66
Grade 4	44.22/38.26	28.00/20.00	16.22/7.89	36.84/36.84	68.18/40.91	68.75/52.94
Grade 5	47.09/31.56	28.35/16.55	12.82/15.38	65.00/31.58	50.00/36.36	34.62/30.77
Grade 6	45.11/32.46	23.84/15.12	10.87/6.38	65.00/55.00	55.00/50.00	20.00/13.33
Grade 7	49.22/32.04	34.41/22.62	22.22/8.89	50.00/50.00	78.26/69.56	31.25/50.00
Grade 8	46.64/29.24	25.48/19.32	16.37/5.45	45.00/15.00	77.78/78.95	17.86/14.28
Science 5 th	31.19%	17.27%	10.26%	52.64%	31.82%	11.54%
Science 8 th	29.20%	16.06%	10.91%	10.00%	47.37%	3.57%

Hamilton Unified School District CAASPP Results

	English	Math
CA State Avg	47.06%	33.38%
Glenn Co.	29.40%	20.04%
HUSD	23.06%	12.84%
OUSD	25.73%	14.04%
WUSD	23.44%	17.19%
Hamilton Elementary	15.79%	10.41%
Capay	38.52%	36.59%
Lake	55.08%	44.45%
Plaza	65.36%	58.60%