

Page 2: Expressive Skills

Description of Expressive Skills: Speaking and Writing (Select one descriptor from the choices below)
 Aligned ELD Standards: PLA.1-4, PLC.9-12, PII.A.1-2, PII.B.3-5, PII.C.6-7

Level 1 (Emerging: Grade appropriate with substantial linguistic support needed) The student rarely expresses thoughts and ideas in speaking and writing at a level of parity with English proficient grade-level peers without significant support. Only with substantial teacher support can the student use grade-appropriate content-based terms. The student demonstrates frequent errors in grammar usage. The student seldom expresses grade-appropriate ideas in writing and frequently relies on linguistic supports in order to express ideas effectively in oral and written English.

Level 2 (Early-Mid Expanding: Grade appropriate with moderate linguistic support needed) The student sometimes expresses thoughts and ideas in speaking and writing at a level of parity with English proficient grade-level peers. With moderate teacher support, the student uses grade-appropriate content-based terms and proper grammar hearing, but not yet at a level of parity with English proficient grade-level peers. The student occasionally expresses grade-appropriate ideas in writing with emerging grade-appropriate vocabulary, and relies on linguistic supports to express ideas effectively in oral and written English.

Level 3 (Late Expanding-Early Bridging: Grade appropriate with light linguistic support needed) The student often expresses thoughts and ideas in speaking and writing at a level of parity with English proficient grade-level peers. With light teacher support, the student uses grade-appropriate content-based terms and proper grammar at a level of parity with English proficient grade-level peers. Student often expresses grade-appropriate ideas in writing with increasing grade-appropriate vocabulary and sometimes relies on linguistic supports to express ideas effectively in oral and written English.

Level 4 (Mid-Late Bridging: Grade appropriate with minimal linguistic support needed) The student consistently expresses thoughts and ideas in speaking and writing at a level of parity with English proficient grade-level peers. The student consistently expresses grade-appropriate ideas in writing with original grade-appropriate vocabulary and rarely relies on linguistic supports to express ideas effectively in oral and written English.

Instructional Setting(s) in which the student was observed:
 ELA/Literacy ELD Mathematics Science History/Social Science Other: _____

Interaction Type (Choose all that apply):
 Whole Group (one-to-many) Small Group (one-to-group) Pairs (one-to-one) Other: _____

What did you consider that led you to mark this level? You may attach supporting documentation.

The section below is required when documenting parent consultation occurred regarding this student's reclassification from English learner to Fluent English Proficient status, per EC 313(f)(3).

I, _____ (enter name), agree/disagree (check one) the student routinely demonstrates fluent English proficiency in order to access grade-level content instruction delivered in English with minimal linguistic support.

Signature: _____ Title: _____ Date: _____

I was consulted, discussed, and gave my opinion regarding the information provided to me about my child's English language proficiency status. I was provided the opportunity to participate in the decision to reclassify my child from English learner to Fluent English Proficient.

Parent/Guardian Signature: _____ Date: _____

Select one level here after observing the student.

Include notes about how you selected your rating.

Mark the appropriate details about the context for the observation(s).

Do not complete this section for the pilot study.

HUSD Certificated Seniority List

First Name	Last Name	Hire Date*	Intern Teachers	Long Term Subs
Trudy	Bryan	26-Aug-88		
Lynn	Larson	24-Aug-89		
Betty	Mercado	27-Aug-93		
Liz (Adriana)	Cox (El Allie)	25-Aug-95		
Maribel	Hernandez (Medina)	25-Aug-97		
Maria	Gonzalez-Alvarez	25-Aug-97		
Kelly	Langan	19-Aug-98		
Bertha	Carter	19-Aug-99		
Rina	Gonzalez	23-Aug-00		
Alexandra	Charlon	16-Aug-01		
Guadalupe	Funderburk	15-Aug-02		
Ellese	Mello Buttitta	29-Aug-03		
Margrit	Vogeesang	12-Aug-04		
Maria	Llamas	13-Aug-04		
Maria	Esquivel	13-Aug-04		
Blanca	Godinez	13-Aug-04		
Hogan	Brown	8-Jan-07		
Janice	Lohse	15-Aug-07		
Matthew	Steele	15-Aug-07		
Maria	Reyes	27-Aug-07		
Matthew	Jarvis	15-Aug-12		
Raquel	Bocast	9-Aug-13		
Jennifer	Firth	11-Aug-14		
Kristy	Eden	7-Aug-15		
Paula	Garcia	7-Aug-15		
Mary	Hansen	7-Aug-15		
Patricia	Hernandez	7-Aug-15		
John	Hironimus	7-Aug-15		
Shelley	Whittaker	7-Aug-15		
John	Campbell	12-Aug-16		
Emily	Kallemeyn (Peery)	12-Aug-16		
Cristina	Hawkins	12-Aug-16		
Caitlin	Phelps	4-Aug-17		
Gloria	Godinez	4-Aug-17		
Nancy	Heffley	4-Aug-17		
Derek	Nall	10-Aug-18	Prob II	
Natalie	Sturdivant	10-Aug-18	Prob II	
Andrew	Martin	10-Aug-18	Prob II	
Knutson	Heather	9-Aug-19	Prob I	
Curriel	Aimee	9-Aug-19	Prob I	
Dickerson	Shaina	9-Aug-19	Prob I	
Zuppan	Kol (Joshua)	9-Aug-19	Prob I	
Developed: 3.4.2010 Revised: 2.18.2011 / Adopted: 2.22.2011 Revised: 2.25.2011 / Adopted: 3.9.2011 Revised: 1.04.2012 / Adopted: 1.17.2012 Revised: 3.5.2012 / Adopted: 3.19.2012 Revised: 12.5.2012/ For Certificated Staff review Revised: 1.11.2013/ Adopted: 1.22.2013 Revised: 2.08.2013/ Adopted: 2.12.2013 Revised: 12.18.2013/For Certificated Staff review/Adopted: 1.21.2014 Revised: 10.17.2014/For Certificated review/Adopted: 1.20.2015 Revised: 12.15.2015/For Certificated review/Adopted: 1.21.2016 Revised: 10.25.2016/For Certificated review/Adopted: 1.25.2017 Revised: 11.8.2017/For Certificated review/Adopted: 1.30.2018 Revised: 10.24.2018/For Certificated review Revised: 11.28.2018/For Certificated review/Adopted: 1.23.2019 Revised: 10.15.2019/For Certificated review				
* represents the beginning date of service				

HUSD CLASSIFIED SENORITY LIST

NAME	POSITION	SERVICE DATE
DeLaCruz, Yolanda (Bernice)	Paraeducator/Library Media Technician	7/1/2019
	Paraeducator	8/11/2014
	Paraeducator II	8/9/2010
	Cook Helper	8/24/2009
	Instructional Aide	8/28/1989
	Teacher Aide	2/5/1985
Crosby, Clyde (Austin)	District Universal - Maintenance & Transportation	7/1/2013
	Custodian/Sub Bus Driver	7/1/2005
	Custodian	10/1/1996
Mercado, Guadalupe (Lupe)	Administrative Technician	1/1/2014
	Adult Ed & Continuation Office Assistant I	7/1/2010
	Adult Ed & Continuation Office Assistant I/Business Asst	7/1/2009
	Adult Ed Office Assistant I	7/1/2000
	Adult Ed Secretary	11/3/1997
	Adult Ed Teacher Aide I	5/12/1997
Garcia, Irma	Preschool Assistant	11/7/2013
	Preschool Paraeducator II (Paraeducator)	8/9/2013
	Preschool Paraeducator I	8/11/2011
	Preschool Teacher Aide	8/27/2001
	Preschool Teacher	8/20/1998
Moreno, Erendida	Child Nutrition Lead	8/9/2013
	Head Cook	8/13/2009
	Cook	8/18/2006
	Assistant Cook	3/6/2006
	Cook Helper/Dish	8/19/2002
	District Custodian	10/08/2003
Lopez-Reyes, Bertha (Maria)	District Custodian	10/08/2003
	Business Services Technician	7/1/2019
DeVries, Chris	District Account Clerk	5/10/2004
	Student Services and Library Coordinator	8/11/2014
Johnson, Erin	Office Assistant II	8/15/2007
	Paraeducator II	1/6/2005
	Paraeducator/Library Media Technician	7/1/2019
Teeter, Tara	Library Media Technician	1/26/2017
	Yard Duty Supervisor	8/7/2015
	Information Systems Technician	7/1/2016
Hawley, Derek	Paraeducator/Library Media Technician	7/1/2019
	Paraeducator	8/12/2016
Fitzgerald-Adams, Mariesa	District Universal - Maintenance & Transportation	12/21/2016
Elkin, Dave	District Universal - Maintenance & Transportation	5/30/2017
Mundo, Asha	Child Nutrition Assistant	8/9/2019
	District Universal - Maintenance & Transportation	8/14/2018
	Yard Duty Supervisor/Crossing Guard	9/19/2017
Dietle, Rowan	Office Assistant I	1/10/2018
Rivera, Rosa	Office Assistant I	8/27/2018
Brand, Maribel	Yard Duty Supervisor/Crossing Guard	10/11/2018
Deatherage, Dallas	District Universal - Maintenance & Transportation	6/3/2019
Navarro, Evelyn	Child Nutrition Assistant	7/16/2019
Hytonen, Mitch	District Custodian	8/5/2019
Flores, Flor	Paraeducator/Library Media Technician	8/9/2019
Malagon, Lilliana	Preschool Teacher	8/9/2019
Rivera, Marcie	Child Nutrition Lead	8/9/2019

Revision: October 15, 2019

Adopted:

(See Seniority Change Log for details of revisions)

Hamilton High School

School Accountability Report Card

Reported Using Data from the 2018-19 School Year

Published During 2019-20

By February 1 of each year, every school in California is required by state law to publish a School Accountability Report Card (SARC). The SARC contains information about the condition and performance of each California public school. Under the Local Control Funding Formula (LCFF) all local educational agencies (LEAs) are required to prepare a Local Control and Accountability Plan (LCAP), which describes how they intend to meet annual school-specific goals for all pupils, with specific activities to address state and local priorities. Additionally, data reported in an LCAP is to be consistent with data reported in the SARC.

- For more information about SARC requirements, see the California Department of Education (CDE) SARC web page at <https://www.cde.ca.gov/ta/ac/sa/>.
- For more information about the LCFF or LCAP, see the CDE LCFF web page at <https://www.cde.ca.gov/fg/aa/lc/>.
- For additional information about the school, parents/guardians and community members should contact the school principal or the district office.

DataQuest

DataQuest is an online data tool located on the CDE DataQuest web page at <https://dq.cde.ca.gov/dataquest/> that contains additional information about this school and comparisons of the school to the district and the county. Specifically, DataQuest is a dynamic system that provides reports for accountability (e.g., test data, enrollment, high school graduates, dropouts, course enrollments, staffing, and data regarding English learners).

Internet Access

Internet access is available at public libraries and other locations that are publicly accessible (e.g., the California State Library). Access to the Internet at libraries and public locations is generally provided on a first-come, first-served basis. Other use restrictions may include the hours of operation, the length of time that a workstation may be used (depending on availability), the types of software programs available on a workstation, and the ability to print documents.

About This School

School Contact Information (School Year 2019-20)

Entity	Contact Information
School Name	Hamilton High School
Street	620 Canal Street
City, State, Zip	Hamilton City, CA 95951
Phone Number	530.826.3261
Principal	Cris Oseguera
Email Address	coseguera@husdschools.org
Website	https://www.husdschools.org/
County-District-School (CDS) Code	11765621133701

Entity	Contact Information
District Name	Hamilton Unified School District
Phone Number	530-826-3261
Superintendent	Dr. Jeremy Powell
Email Address	twilhelm@husdschools.org
Website	www.husdschools.org

School Description and Mission Statement (School Year 2019-20)

Hamilton High School, with a 2019-20 current enrollment of 288 students, is located in Hamilton City, along Highway 32 approximately 10 miles from both Chico and Orland. Our school is a 23-acre campus with five main buildings, including a gymnasium, cafeteria, a 15,000 book capacity modern library, and an agricultural farm and facility with maturing olive and mandarin trees. This past school year, we celebrated 100 years of providing an exceptional educational experience for the greater Hamilton City community.

As a comprehensive 9-12 high school, we offer a challenging curriculum for our students and enjoy a strong academic record and reputation. Students at Hamilton High School can choose Advanced Placement courses, Career Tech education courses, fine arts and Spanish language courses, Agricultural-based courses in addition to our rigorous core curriculum offerings in Math, English, Science, and the Social Sciences. In Spring 2015, Hamilton High School was awarded a six year accreditation by the Western Association of Schools and Colleges (WASC)- the highest level that can be achieved by a secondary school. We are also expanding our college opportunities by offering Dual Enrollment courses for our students through Butte College.

We are fortunate to offer a varied amount of co-curricular and extra-curricular activities at Hamilton High. Many of our students participate in our Future Farmers of America (FFA) program, which is recognized as one of the finest in the North state area. Additionally, we annually have a theatrical play, a band program, and offer the following sports- volleyball, football, cross country, cheer, basketball, soccer, track & field, baseball, softball, and wrestling. We are pleased to state that our sports teams and student-athletes are recognized as competitive while continuing to exhibit appropriate sportsmanship and exceptional behavior.

School and student safety are paramount for our students and staff at Hamilton High and a priority of the site administrator. The site administrator, with assistance from the two Deans of Students, consistently supervises campus throughout the day and, along with the athletic director, each can be found at most extracurricular events. Periodic drills and training for fire, lockdown, and other emergency situations are conducted to enhance the preparedness and safety of our staff and students.

The Hamilton High School campus is attractive and welcoming with an abundance of trees, shrubs, and grassy areas and a courtyard quad that often serves as a main focal point for student interaction.

The mission of the faculty, staff, and administration of Hamilton High School is to provide a comprehensive educational program for all students so that all may have the skills and the opportunity to realize their full potential and, after graduation, become productive and contributing members of society. Each student, regardless of abilities, socio-economic, or cultural background should develop a sense of self-worth, accountability, responsibility, a desire for life-long learning, and a genuine concern for the welfare and cultural diversity of others.

Student Enrollment by Grade Level (School Year 2018-19)

Grade Level	Number of Students
Grade 9	78
Grade 10	78
Grade 11	48
Grade 12	86
Total Enrollment	290

Student Enrollment by Group (School Year 2018-19)

Student Group	Percent of Total Enrollment
Black or African American	0.7
American Indian or Alaska Native	0.7
Asian	1
Hispanic or Latino	80.7
White	11.7
Two or More Races	1
Socioeconomically Disadvantaged	67.9
English Learners	9.3
Students with Disabilities	11.4
Homeless	4.8

A. Conditions of Learning

State Priority: Basic

The SARC provides the following information relevant to the State priority: Basic (Priority 1):

- Degree to which teachers are appropriately assigned and fully credentialed in the subject area and for the pupils they are teaching;
- Pupils have access to standards-aligned instructional materials; and
- School facilities are maintained in good repair

Teacher Credentials

Teachers	School 2017-18	School 2018-19	School 2019-20	District 2019-20
With Full Credential	16	17	17	40
Without Full Credential	0	0	0	2
Teaching Outside Subject Area of Competence (with full credential)	0	0	0	0

Teacher Misassignments and Vacant Teacher Positions

Indicator	2017-18	2018-19	2019-20
Misassignments of Teachers of English Learners	0	1	1
Total Teacher Misassignments*	0	1	1
Vacant Teacher Positions	0	0	0

Note: "Misassignments" refers to the number of positions filled by teachers who lack legal authorization to teach that grade level, subject area, student group, etc.
 *Total Teacher Misassignments includes the number of Misassignments of Teachers of English Learners.

Quality, Currency, Availability of Textbooks and Instructional Materials (School Year 2019-20)

Year and month in which data were collected: November 2019

With the transition to Common Core State Standards, Hamilton High School will be reviewing and recommending to the HUSD school board California state CDE approved textbooks in the core subject areas. Math adoption occurred in 2014-2015, with state CDE approved textbooks. English Language Arts text book adoptions will occur in the 2016-17 school year. Science and Social Science textbook adoptions have not been scheduled yet by the CDE, but will likely occur within the next three school years. Our Social Science curriculum was updated with new purchases made for the 2018-19 school year.

Subject	Textbooks and Other Instructional Materials/year of Adoption	From Most Recent Adoption?	Percent Students Lacking Own Assigned Copy
Reading/Language Arts	Writer's Inc., 2003 The American Reader, 2007 Holt, Literature and Language Arts, 3rd Course, 2003 Holt, Literature and Language Arts, 4th Course, 2003 The Language of Composition, 2nd Edition, 2013 StudySync, BookheadEd Learning, LLC, 2019	No	0%
Mathematics	CPM-Core Connections, Integrated 1, 2014 CPM-Core Connections, Integrated 2, 2nd Edition, 2015 CPM- Core Connections, Integrated 3, 2nd Edition, 2015 The Practice of Statistics, 5th Edition, 2015 Single Variable Calculus-AP Edition, 2012 Precalculus w/Trigonometry Concepts & Applications, 2003	Yes	0%
Science	Earth Science, Geology, and the Universe, 2007 Physics: Principles & Problems, 2000 Biology: The Dynamics of Life, 2007 Intro to Plant Science, 2002 Chemistry: Concepts & Applications, 1999 Holt's Essentials of Human Anatomy & Physiology, 2005	No	0%

Subject	Textbooks and Other Instructional Materials/year of Adoption	From Most Recent Adoption?	Percent Students Lacking Own Assigned Copy
History-Social Science	Psychology: Prentice Hall Psychology, Pearson Education, 2016 U.S. Government: Democracy in Action, 2006 US History: American History; Reconstruction to the Present, Houghton Mifflin Harcourt, 2019 Economics: Principles in Action, 2004 World History: Modern World History, Houghton Mifflin Harcourt, 2019 By The People, A History of the United States, AP Edition- Pearson, 2015	Yes	0%
Foreign Language	Realidades 1, Pearson 2008 Realidades 2, Pearson 2008, 2014 Temas, AP Spanish Language & Culture-Vista, 2014		0%
Health			0%
Visual and Performing Arts			0%
Science Laboratory Equipment (grades 9-12)	Meets State Standards		0%

School Facility Conditions and Planned Improvements (Most Recent Year)

Hamilton High School, with a current year enrollment of 265 students, is located in Hamilton City on a 23- acre campus. The school library has a 30-station computer lab, two conference rooms, faculty work/copy room, a 30-station computer work area, and a reference area with a capacity of 15,000 books. In Spring 2014, an additional portable classroom was added to our site to provide needed classroom space. Additionally, an upgraded server and technologically updated system were purchased and put into service in 2013-2014. In Spring 2015, the district backup devices were increased from 3TB to 6TB to assist in capacity. Internet and Network speed improvements completed in December 2016 increased network speed to 1,000MB. Our Internet/Network now has 10x faster internet access as well as improved school to school access. Over 200 chromebooks for student use, including one set on a portable chromecart, have been purchased by the district for student use. As well, four classrooms have been outfitted with interactive computerized smart screen monitors for increased technological use.

In the Summer of 2016, HUSD repaired and updated the roofs of the Gym, the cafeteria, the library building, and the industrial technology building. In the summer of 2020, we hope to have our gymnasium receive a facelift paint job. Previously, in September 2005, a \$2.2 million modernization program was completed on Buildings 100, 200, and 300. The gym has newer locker rooms and public restrooms as well as new bleachers and a refinished floor (the gym floor is refinished each summer). In Buildings 100 and 200, the office was expanded and all classrooms were modernized. Over \$150,000 in new furniture and equipment was purchased. Finally, new state-of-the art fire and communications systems were installed. The Home Economics and Science rooms were last modernized in the summer of 2008.

In Winter 2018, a new 9,000 square foot hog barn was completed for use beginning in January 2019. This barn will allow our school agricultural department to double the amount of animals we can house on site and increase the number of students participating in our CTE program.

School and student safety are very important and a priority at Hamilton High School. The site administrator and Deans of Students actively supervise the campus throughout the school day and are present at all extracurricular activities. Emergency drills are conducted regularly with the following drills held during the year: fire drills and lockdown drill.

Our campus is recognized as one of the most attractive in the area with an abundance of trees, shrubs, and flowers among the courtyards, playing fields, and grassy areas. A 1000-seat football stadium was finished in 2004, funded by a joint venture with the Friends of Athletics. In March 2005, the softball complex was completed. Other outdoor areas include two soccer fields, two baseball fields, an agriculture farm with both olive and mandarin trees, two tennis courts, and two basketball courts.

Two maintenance/custodial workers and one grounds person keep the school clean and well maintained. Custodians are on duty from 7 A.M. until 10:00 P.M. on most school days. Restrooms are cleaned daily and kept in good working order.

The District participates in the State School Deferred Maintenance Program, which provides state matching funds on a dollar-for-dollar basis, to assist school districts with expenditures for major repair or replacement of existing school building components. Typically, this includes roofing, plumbing, heating, air conditioning, electrical systems, interior or exterior painting, and floor systems.

In the November 2018 election, our community approved a \$7 million bond aimed at the purchase of land located north of Hamilton High School and the construction of new high school facilities, which would include modern classrooms as well as a new gymnasium. Meetings will be held with community stakeholders to assist in the process of design and best ideas for the future facilities.

School Facility Good Repair Status (Most Recent Year)

Using the **most recently collected** FIT data (or equivalent), provide the following:

- Determination of repair status for systems listed
- Description of any needed maintenance to ensure good repair
- The year and month in which the data were collected
- The overall rating

Year and month of the most recent FIT report: 10/07/2019

System Inspected	Rating	Repair Needed and Action Taken or Planned
Systems: Gas Leaks, Mechanical/HVAC, Sewer	Good	
Interior: Interior Surfaces	Poor	Cafeteria: broken or Stained ceiling tiles Library: Stained ceiling tiles Office: Stained ceiling tile Room 1: Sink cold water valve leaky Room 9: formica countertops need repair Gym: yearly re-finishing of floor needed; broken or stained ceiling tiles in foyer Gym locker rooms: floors need refinishing
Cleanliness: Overall Cleanliness, Pest/ Vermin Infestation	Good	
Electrical: Electrical	Good	
Restrooms/Fountains: Restrooms, Sinks/ Fountains	Good	100 Bathrooms: urinal gasket leaking

System Inspected	Rating	Repair Needed and Action Taken or Planned
Safety: Fire Safety, Hazardous Materials	Good	
Structural: Structural Damage, Roofs	Good	
External: Playground/School Grounds, Windows/Doors/Gates/Fences	Good	
Overall Rating	Good	

B. Pupil Outcomes

State Priority: Pupil Achievement

The SARC provides the following information relevant to the State priority: Pupil Achievement (Priority 4):

- **Statewide assessments** (i.e., California Assessment of Student Performance and Progress [CAASPP] System, which includes the Smarter Balanced Summative Assessments for students in the general education population and the California Alternate Assessments [CAAs] for English language arts/literacy [ELA] and mathematics given in grades three through eight and grade eleven. Only eligible students may participate in the administration of the CAAs. CAAs items are aligned with alternate achievement standards, which are linked with the Common Core State Standards [CCSS] for students with the most significant cognitive disabilities); and
- The percentage of students who have successfully completed courses that satisfy the requirements for entrance to the University of California and the California State University, or career technical education sequences or programs of study.

CAASPP Test Results in ELA and Mathematics for All Students

Grades Three through Eight and Grade Eleven

Percentage of Students Meeting or Exceeding the State Standard

Subject	School 2017-18	School 2018-19	District 2017-18	District 2018-19	State 2017-18	State 2018-19
English Language Arts/Literacy (grades 3-8 and 11)	46	59	42	40	50	50
Mathematics (grades 3-8 and 11)	18	20	20	16	38	39

Note: Percentages are not calculated when the number of students tested is ten or less, either because the number of students in this category is too small for statistical accuracy or to protect student privacy.

Note: ELA and mathematics test results include the Smarter Balanced Summative Assessment and the CAA. The "Percent Met or Exceeded" is calculated by taking the total number of students who met or exceeded the standard on the Smarter Balanced Summative Assessment plus the total number of students who met the standard (i.e., achieved Level 3-Alternate) on the CAAs divided by the total number of students who participated in both assessments.

CAASPP Test Results in ELA by Student Group

Grades Three through Eight and Grade Eleven (School Year 2018-19)

Student Group	Total Enrollment	Number Tested	Percent Tested	Percent Not Tested	Percent Met or Exceeded
All Students	49	49	100.00	0.00	59.18
Male	23	23	100.00	0.00	60.87

Student Group	Total Enrollment	Number Tested	Percent Tested	Percent Not Tested	Percent Met or Exceeded
Female	26	26	100.00	0.00	57.69
Black or African American	--	--	--	--	--
American Indian or Alaska Native	--	--	--	--	--
Asian	--	--	--	--	--
Filipino					
Hispanic or Latino	37	37	100.00	0.00	56.76
Native Hawaiian or Pacific Islander					
White	--	--	--	--	--
Two or More Races	--	--	--	--	--
Socioeconomically Disadvantaged	37	37	100.00	0.00	59.46
English Learners	--	--	--	--	--
Students with Disabilities	--	--	--	--	--
Students Receiving Migrant Education Services					
Foster Youth					
Homeless	--	--	--	--	--

Note: ELA test results include the Smarter Balanced Summative Assessment and the CAA. The "Percent Met or Exceeded" is calculated by taking the total number of students who met or exceeded the standard on the Smarter Balanced Summative Assessment plus the total number of students who met the standard (i.e., achieved Level 3-Alternate) on the CAAs divided by the total number of students who participated in both assessments.

Note: Double dashes (--) appear in the table when the number of students is ten or less, either because the number of students in this category is too small for statistical accuracy or to protect student privacy.

Note: The number of students tested includes all students who participated in the test whether they received a score or not; however, the number of students tested is not the number that was used to calculate the achievement level percentages. The achievement level percentages are calculated using only students who received scores.

CAASPP Test Results in Mathematics by Student Group Grades Three through Eight and Grade Eleven (School Year 2018-19)

Student Group	Total Enrollment	Number Tested	Percent Tested	Percent Not Tested	Percent Met or Exceeded
All Students	49	49	100.00	0.00	20.41
Male	23	23	100.00	0.00	21.74
Female	26	26	100.00	0.00	19.23
Black or African American	--	--	--	--	--
American Indian or Alaska Native	--	--	--	--	--
Asian	--	--	--	--	--
Filipino					

Student Group	Total Enrollment	Number Tested	Percent Tested	Percent Not Tested	Percent Met or Exceeded
Hispanic or Latino	37	37	100.00	0.00	21.62
Native Hawaiian or Pacific Islander					
White	--	--	--	--	--
Two or More Races	--	--	--	--	--
Socioeconomically Disadvantaged	37	37	100.00	0.00	21.62
English Learners	--	--	--	--	--
Students with Disabilities	--	--	--	--	--
Students Receiving Migrant Education Services					
Foster Youth					
Homeless	--	--	--	--	--

Note: Mathematics test results include the Smarter Balanced Summative Assessment and the CAA. The "Percent Met or Exceeded" is calculated by taking the total number of students who met or exceeded the standard on the Smarter Balanced Summative Assessment plus the total number of students who met the standard (i.e., achieved Level 3-Alternate) on the CAAs divided by the total number of students who participated in both assessments.

Note: Double dashes (--) appear in the table when the number of students is ten or less, either because the number of students in this category is too small for statistical accuracy or to protect student privacy.

Note: The number of students tested includes all students who participated in the test whether they received a score or not; however, the number of students tested is not the number that was used to calculate the achievement level percentages. The achievement level percentages are calculated using only students who received scores.

**CAASPP Test Results in Science for All Students
Grades Five, Eight, and Ten
Percentage of Students Meeting or Exceeding the State Standard**

Subject	School 2017-18	School 2018-19	District 2017-18	District 2018-19	State 2017-18	State 2018-19
Science (grades 5, 8 and high school)	N/A	N/A	N/A	N/A	N/A	N/A

Note: Cells with N/A values do not require data.

Note: This is a placeholder for the California Science Test (CAST) which was administered operationally during the 2018-19 school year. However, these data are not available for inclusion in the 2018-19 SARC posting due February 1, 2020. These data will be included in the 2019-20 SARC posting due February 1, 2021.

Career Technical Education Programs (School Year 2018-19)

Each year at Hamilton High School, students complete a battery of assessments aimed at assisting the student in choosing possible career paths. Students research a number of careers and the education required for those careers in Career Life Planning (CLP), a required course for all students at Hamilton High School. Approximately 74% of our students are enrolled in Career Technical Education (CTE) classes and these programs provide students with valuable job skills. Similarly, many of the skills taught in CLP are utilized throughout the student's academic career at HHS. Hamilton High has required 10 credits of CTE as a graduation requirement for each student. Each of our special populations receives needed support in all courses, not just CTE.

Because we are a small school and district, our staff works closely to ensure student success. Valuable discussion occurs regularly to assist all student populations and class completion and course effectiveness is measurable. PowerPoint presentations, oral reports, and research skills are examples of some of the skills students are measured upon, in addition to gauging the effectiveness of our programs. An end-of-course exam is also required and students must achieve a 70% or above to receive college credit. CTE instructors also administer quarterly benchmark assessments.

We have also received additional funding through the CTEIG as well as applied for Strong Workforce Program funding through CDE. These additional funds will be utilized to enhance the exposure and awareness to CTE through our school pathways.

Most of these courses are articulated with Butte College in 2+2 agreements where students can earn college credit for high school courses. Faculty and staff from HHS also meet with Butte College instructors to ensure course curriculum and standards are aligned. Hamilton High participates in the Youth Employment Skills program where students learn job skills and then are placed in paid work experience positions. Additionally, new state funding will allow for increased dual enrollment as well as potentially courses for Butte College offered on site by HHS staff members. Hamilton High School is committed to encouraging and providing Dual Enrollment courses for our students with Butte College and we expect to offer several more over the next couple of years as currently we have two Dual Enrollment courses for our students.

Career preparation courses and programs include the following: Life Skills, Environmental Horticulture. Courses conducted by Career Tech Education teachers (formerly ROP) include: Forensics, Horticulture (Floral Design), Ag Careers, Ag Mechanics, Careers with Children, Digital Photography, and Web Design.

(School Year 2018-19)

Measure	CTE Program Participation
Number of Pupils Participating in CTE	278
Percent of Pupils that Complete a CTE Program and Earn a High School Diploma	48.4
Percent of CTE Courses that are Sequenced or Articulated Between the School and Institutions of Postsecondary Education	77.4

Courses for University of California (UC) and/or California State University (CSU) Admission

UC/CSU Course Measure	Percent
2018-19 Pupils Enrolled in Courses Required for UC/CSU Admission	100
2017-18 Graduates Who Completed All Courses Required for UC/CSU Admission	37.7

State Priority: Other Pupil Outcomes

The SARC provides the following information relevant to the State priority: Other Pupil Outcomes (Priority 8):

- Pupil outcomes in the subject areas of physical education.

California Physical Fitness Test Results (School Year 2018-19)

Grade Level	Percentage of Students Meeting Four of Six Fitness Standards	Percentage of Students Meeting Five of Six Fitness Standards	Percentage of Students Meeting Six of Six Fitness Standards
5			

Note: Percentages are not calculated and double dashes (--) appear in the table when the number of students tested is ten or less, either because the number of students in this category is too small for statistical accuracy or to protect student privacy.

C. Engagement

State Priority: Parental Involvement

The SARC provides the following information relevant to the State priority: Parental Involvement (Priority 3):

- Efforts the school district makes to seek parent input in making decisions for the school district and each school site.

Opportunities for Parental Involvement (School Year 2019-20)

Hamilton High staff believes that parent involvement is critical to our student’s success. Our school offers Back-to- School Night in the fall and Open House in the spring for parents to meet and communicate with their child’s teachers as well as viewing the new, exciting, and challenging curriculum students have completed. Parent/Teacher conferences are held once each semester, in September and February each year, one of the few high schools to offer these conferences. At the Open House, samples of student work from throughout the year are also showcased and student success is at the core of the evening.

Parents are welcome to visit our campus, take school tours, or visit with the Principal. A visitor’s pass and a school information can be obtained in the school office.

Parents have the opportunity to participate in a wide variety of programs including Hamilton High Athletics, Hamilton High School Sports Boosters, Future Farmers of America (FFA), and School Site Council, just to name a few. Also, regular invitations to district level meetings, such as LCAP, are made through the auto-dialing system and school mailings. Parents are always welcome at our school and may contact Principal Cris Oseguera at (530) 826-3261 ext. 1008 or coseguera@hudschools.org for more information about getting involved in the school’s programs.

State Priority: Pupil Engagement

The SARC provides the following information relevant to the State priority: Pupil Engagement (Priority 5):

- High school dropout rates; and
- High school graduation rates.

Dropout Rate and Graduation Rate (Four-Year Cohort Rate)

Indicator	School 2015-16	School 2016-17	School 2017-18	District 2015-16	District 2016-17	District 2017-18	State 2015-16	State 2016-17	State 2017-18
Dropout Rate	1.4	0	0	2.4	1.6	2.8	9.7	9.1	9.6
Graduation Rate	98.6	100	96.8	97.6	98.4	93	83.8	82.7	83

For the formula to calculate the 2016-17 and 2017-18 adjusted cohort graduation rate, see the 2018-19 Data Element Definitions document located on the SARC web page at <https://www.cde.ca.gov/ta/ac/sa/>.

State Priority: School Climate

The SARC provides the following information relevant to the State priority: School Climate (Priority 6):

- Pupil suspension rates;
- Pupil expulsion rates; and
- Other local measures on the sense of safety.

Suspensions and Expulsions

Rate	School 2016-17	School 2017-18	School 2018-19	District 2016-17	District 2017-18	District 2018-19	State 2016-17	State 2017-18	State 2018-19
Suspensions	3.5	5.2	4.1	6.7	4.5	3.5	3.6	3.5	3.5
Expulsions	0.0	0.0	0.0	0.0	0.0	0.0	0.1	0.1	0.1

School Safety Plan (School Year 2019-20)

Hamilton High School continues to provide a safe and secure campus for students, employees, and visitors. All take pride in ensuring Hamilton High School remains a positive educational environment for all students. Our crime rate remains well below that of other schools in the area and significantly below high schools throughout the State. The District's School Safety Plan details Hamilton High School's policies regarding transportation, student discipline, emergencies and disaster preparedness, dress codes, and child abuse reporting. This plan is available in the office for public inspection.

The HUSD and HHS School Safety Plan of Emergency Operations was adopted by the HUSD School Board on April 14, 2014. HHS Faculty participated in the development of the plan and items are regularly reviewed in HHS Faculty meetings. The HHS School Site Council reviewed and updated the HHS School Safety Plan in Late Fall 2019-20 school year, with pending approval by the HUSD School Board by April 2020.

The site administrator regularly provides timely and necessary in-service training for the purpose of prevention, compliance, and, importantly, awareness of issues that may affect our students, staff, and school culture. In Fall 2018, we had various informational meetings with the Glenn County Sheriff's Office regarding lockdown training and procedures- with consideration of the "fight or flight" procedures- as well as on the mental health SMART program and on internet postings concerning students.

Hamilton High School continues to work closely with local law enforcement and the local fire department and we are fortunate that both agencies are attentive to our needs. Our school safety coordinator keeps us well informed of new safety policies and procedures. Our school staff is provided with regular safety training on a variety of topics germane to Hamilton High School.

Average Class Size and Class Size Distribution (Secondary)

Subject	2016-17			2017-18			2018-19		
	Average Class Size	# of Classes* 1-22	# of Classes* 23-32	Average Class Size	# of Classes* 1-22	# of Classes* 23-32	Average Class Size	# of Classes* 1-22	# of Classes* 23-32
English	17	12	4	17	13	4	19	11	5
Mathematics	16	12	3	16	22	1	18	20	4
Science	16	9	3	17	8	3	18	3	2
Social Science	20	5	6	19	7	4	21	4	6

*Number of classes indicates how many classrooms fall into each size category (a range of total students per classroom). At the secondary school level, this information is reported by subject area rather than grade level.

Ratio of Academic Counselors to Pupils (School Year 2018-19)

Title	Ratio
Academic Counselors*	290.0

*One Full Time Equivalent (FTE) equals one staff member working full time; one FTE could also represent two staff members who each work 50 percent of full time.

Student Support Services Staff (School Year 2018-19)

Title	Number of FTE* Assigned to School
Counselor (Academic, Social/Behavioral or Career Development)	1.0
Library Media Teacher (Librarian)	
Library Media Services Staff (Paraprofessional)	
Psychologist	
Social Worker	
Speech/Language/Hearing Specialist	
Resource Specialist (non-teaching)	

*One Full Time Equivalent (FTE) equals one staff member working full time; one FTE could also represent two staff members who each work 50 percent of full time.

Expenditures Per Pupil and School Site Teacher Salaries (Fiscal Year 2017-18)

Level	Total Expenditures Per Pupil	Expenditures Per Pupil (Restricted)	Expenditures Per Pupil (Unrestricted)	Average Teacher Salary
School Site	9,797	916	8,881	64,281
District	N/A	N/A	8,881	\$64,281.00
Percent Difference - School Site and District	N/A	N/A	0.0	0.0
State	N/A	N/A	\$7,506.64	\$64,732.00
Percent Difference - School Site and State	N/A	N/A	16.8	-0.7

Note: Cells with N/A values do not require data.

The California Department of Education issued guidance to LEAs on August 1, 2018, regarding how to calculate school-level per-pupil expenditures that will be reported on 2018-19 report cards.

Types of Services Funded (Fiscal Year 2018-19)

The following programs and services represent the sources from which funding is secured to assist students at Hamilton High School- these monetary sources are generally either state or federal programs: Title II (Teacher Quality); Title III (LEP); Career Tech Education (CTE); Carl Perkins Vocational Education; Agricultural Incentive Grant; College Readiness Block Grant (CRBG), which expired in June 2019.

Funding from these sources allows Hamilton High School to offer support classes, assist new immigrant students, assist our migrant students and families, allow for us to increase the number of agricultural class offerings, and offer nearly a dozen CTE courses. Also, we are able to offer college campus tours, college and financial aid workshops to our students, and cover the costs of Advanced Placement (AP) and PSAT tests for all our students. Additionally, we have been able to provide ongoing professional development opportunities to our staff.

Teacher and Administrative Salaries (Fiscal Year 2017-18)

Category	District Amount	State Average For Districts In Same Category
Beginning Teacher Salary	\$40,565	\$43,574
Mid-Range Teacher Salary	\$65,829	\$63,243
Highest Teacher Salary	\$85,894	\$86,896
Average Principal Salary (Elementary)	\$113,306	\$103,506
Average Principal Salary (Middle)	\$0	\$108,961
Average Principal Salary (High)	\$121,400	\$108,954
Superintendent Salary	\$135,923	\$136,125
Percent of Budget for Teacher Salaries	33%	30%
Percent of Budget for Administrative Salaries	9%	6%

For detailed information on salaries, see the CDE Certificated Salaries & Benefits web page at <https://www.cde.ca.gov/ds/fd/cs/>.

Advanced Placement (AP) Courses (School Year 2018-19)

Subject	Number of AP Courses Offered*	Percent of Students In AP Courses
Computer Science		N/A
English	2	N/A
Fine and Performing Arts		N/A
Foreign Language	1	N/A
Mathematics		N/A
Science		N/A
Social Science	1	N/A
All courses	4	15.6

Note: Cells with N/A values do not require data.

*Where there are student course enrollments of at least one student.

Professional Development (Most Recent Three Years)

Measure	2017-18	2018-19	2019-20
Number of school days dedicated to Staff Development and Continuous Improvement	4	4	4

In the 2017-18 school year, Hamilton High School provided four full days and 13 minimum days of professional development, in addition to Professional Learning Community (PLC) time each Friday. Focus areas for staff development for our school year were Safety, Common Core Sta- Integrated Math implementation, and Structured English immersion. These areas of professional development were selected based on the needs of our students, particularly the structured English immersion trainings which are aimed at improving access to our educational programs for all students. The Math Department teachers have been involved in ongoing training aimed at the implementation of Common Core Math Standards and the varied delivery of curriculum involved in CCSS Math Standards. Implementation is now in its fourth year and has driven weekly collaborative PLC meetings among the Math teachers.

Additionally, beginning with the 2017-18 school year, our master schedule was changed to a true block, with four periods each day. Each student now has the opportunity to take eight courses and we were able to offer more elective courses in various subjects. Additionally, in cooperation with the 6-8th Grades, the bell and master schedule for 6-12th grades is identical. This will assist in preparing students for the rigors of high school whilst allowing middle school grades additional electives as well.

Continued training is provided for the implementation of data analysis and data analysis programs with the intent of improving the teachers use of data to inform and improve instruction to help our students achieve academically. Weekly Monday collaboration time has been changed with the new schedule to Friday afternoon PD and PLC time as every Friday is now a minimum day with the change in master schedule. This time is utilized for the structured department collaboration time, work on pacing guides and essential standards and information on CAASPP and other mandated testing. PLC time is a time during which our teachers fully collaborate, discuss, and seek out solutions to better assist instruction, curriculum, and student achievement.

Hamilton Elementary School

School Accountability Report Card

Reported Using Data from the 2018-19 School Year

Published During 2019-20

By February 1 of each year, every school in California is required by state law to publish a School Accountability Report Card (SARC). The SARC contains information about the condition and performance of each California public school. Under the Local Control Funding Formula (LCFF) all local educational agencies (LEAs) are required to prepare a Local Control and Accountability Plan (LCAP), which describes how they intend to meet annual school-specific goals for all pupils, with specific activities to address state and local priorities. Additionally, data reported in an LCAP is to be consistent with data reported in the SARC.

- For more information about SARC requirements, see the California Department of Education (CDE) SARC web page at <https://www.cde.ca.gov/ta/ac/sa/>.
- For more information about the LCFF or LCAP, see the CDE LCFF web page at <https://www.cde.ca.gov/fg/aa/lc/>.
- For additional information about the school, parents/guardians and community members should contact the school principal or the district office.

DataQuest

DataQuest is an online data tool located on the CDE DataQuest web page at <https://dq.cde.ca.gov/dataquest/> that contains additional information about this school and comparisons of the school to the district and the county. Specifically, DataQuest is a dynamic system that provides reports for accountability (e.g., test data, enrollment, high school graduates, dropouts, course enrollments, staffing, and data regarding English learners).

Internet Access

Internet access is available at public libraries and other locations that are publicly accessible (e.g., the California State Library). Access to the Internet at libraries and public locations is generally provided on a first-come, first-served basis. Other use restrictions may include the hours of operation, the length of time that a workstation may be used (depending on availability), the types of software programs available on a workstation, and the ability to print documents.

About This School

School Contact Information (School Year 2019-20)

Entity	Contact Information
School Name	Hamilton Elementary School
Street	277 Capay Avenue
City, State, Zip	Hamilton City, CA 95951
Phone Number	(530) 826-3474
Principal	Kathryn Thomas
Email Address	kthomas@husdschools.org
Website	www.husdschools.org
County-District-School (CDS) Code	11765626007447

Entity	Contact Information
District Name	Hamilton Unified School District
Phone Number	(530) 826-3261
Superintendent	Dr. Jeremy Powell
Email Address	twilhelm@husdschools.org
Website	www.husdschools.org

School Description and Mission Statement (School Year 2019-20)

Hamilton Elementary School, with a current enrollment of 419 students, is located in Hamilton City, is approximately 10 miles from both Chico and Orland. We are the only K-8 school that serves the community of Hamilton City. Our 6th-8th grade middle structure offers junior high students the opportunity to work with highly qualified content specialist instructors to maximize their learning as they prepare for high school. This year is the first year implementing our Dual Immersion Program--at the Kindergarten and first grade level providing bilingual instruction to 47 students. We are pleased to offer middle school athletics: flag football, volleyball, boys and girls basketball. School and student safety are paramount for our students and staff at Hamilton Elementary School. Students are supervised throughout the day. A crossing guard is available before and after school and we have yard duty supervisors that assist with campus safety. Scheduled drills and training for fire, lock-downs, and other emergency situations are conducted monthly to enhance the preparedness of our staff and students if such an event occurred. Our vision is to create a K-8 school that is highly regarded for its academic excellence and for its contribution in actively serving and improving the community in which it operates. The mission of the faculty, staff, and administration of Hamilton Elementary School is to provide a well-rounded and comprehensive academic program to ensure that all students learn at high levels.

Hamilton Elementary School is committed to making a positive difference in the lives our students. We will accomplish this by setting high academic expectations for all children and supporting students socio-emotionally, behaviorally, and academically through our multi-tiered system of supports. By supporting a positive school culture, setting high standards for teacher performance, increasing academic expectations for all students and engaging the community in school-wide events, it is our goal at Hamilton Elementary School to foster independent life-long learners and their college and career preparedness. We welcome parents to work in the classroom, to be involved with our Parent Teacher Organization (PTO), and to participate in all school activities. We embrace the challenges of the future while we celebrate the traditions of the past. Our staff, parents and students are provided opportunities to create a collaborative culture with respect for individual differences and diverse community values.

Visit our website www.husdschools.org and it will give you a quick snapshot of life at our school. Explore our links to find out more about curriculum, programs, and daily events at Hamilton Elementary School.

In accordance with State and federal requirements, the School Accountability Report Card (SARC) is put forth annually by all public schools as a tool for parents and interested parties to stay informed of the school's progress, test scores and achievements.

Student Enrollment by Grade Level (School Year 2018-19)

Grade Level	Number of Students
Kindergarten	62
Grade 1	41
Grade 2	39
Grade 3	47
Grade 4	42
Grade 5	60
Grade 6	41
Grade 7	48
Grade 8	35
Total Enrollment	415

Student Enrollment by Group (School Year 2018-19)

Student Group	Percent of Total Enrollment
American Indian or Alaska Native	0.2
Asian	1
Hispanic or Latino	96.4
White	1.7
Socioeconomically Disadvantaged	90.6
English Learners	36.4
Students with Disabilities	13.3
Foster Youth	0.2
Homeless	6.5

A. Conditions of Learning

State Priority: Basic

The SARC provides the following information relevant to the State priority: Basic (Priority 1):

- Degree to which teachers are appropriately assigned and fully credentialed in the subject area and for the pupils they are teaching;
- Pupils have access to standards-aligned instructional materials; and
- School facilities are maintained in good repair

Teacher Credentials

Teachers	School 2017-18	School 2018-19	School 2019-20	District 2019-20
With Full Credential	20	20	20	40
Without Full Credential	1	0	2	2
Teaching Outside Subject Area of Competence (with full credential)	0	0	0	

Teacher Misassignments and Vacant Teacher Positions

Indicator	2017-18	2018-19	2019-20
Misassignments of Teachers of English Learners	0	0	0
Total Teacher Misassignments*	0	0	0
Vacant Teacher Positions	0	0	0

Note: "Misassignments" refers to the number of positions filled by teachers who lack legal authorization to teach that grade level, subject area, student group, etc.

*Total Teacher Misassignments includes the number of Misassignments of Teachers of English Learners.

Quality, Currency, Availability of Textbooks and Instructional Materials (School Year 2019-20)

Year and month in which data were collected: 8/2019

At Hamilton Elementary School each student has access to his or her own copy of the Standards-aligned textbooks and instructional materials that were approved by the State Board of Education in the core curriculum areas. Hamilton Elementary School adheres to the State-adoption cycle for purchasing textbooks and all materials considered for District adoption are available to the public for review prior to any purchase. A public sufficiency and adequacy hearing is held each year in October by the Glenn County Office of Education. Because we are a small K-8 elementary school, we involve the entire staff in the selection of textbooks and instructional materials. Whenever feasible, we have piloted the curriculum under consideration for a semester (from the state-approved list), conducted an evaluation of the material based on predetermined guidelines, presented evaluation summaries to the entire staff, and made staff recommendations to the school board.

Hamilton Elementary School has transitioned to Common Core Standards and teachers use instructional materials and practices to best serve our students. We adopted Everyday Math (K-5) and CPM (6-8) and are currently piloting English Language Arts curriculum. Hamilton Elementary School is in compliance with the curriculum adoption cycle established by the California Department of Education. The District has aligned the curriculum with the State Frameworks and the Content Standards.

Subject	Textbooks and Other Instructional Materials/year of Adoption	From Most Recent Adoption?	Percent Students Lacking Own Assigned Copy
Reading/Language Arts	Benchmark for K-5 grades, Benchmark Education Company Study Sync 6_8th grades, McGraw Hill	Yes	0%

Subject	Textbooks and Other Instructional Materials/year of Adoption	From Most Recent Adoption?	Percent Students Lacking Own Assigned Copy
Mathematics	K, U of O, Early Learning in Math 2015 1-5 McGraw-Hill, Everyday Math - Common Core Edition 2015 College Preparatory Math (CPM) - Common Core Edition 2013	Yes	0%
Science	K-5 Pearson Education 2005-06 6-8 Holt, Rinehart, Winston 2005-06	Yes	0%
History-Social Science	K-1 Studies Weekly, 2018 2-8 Pearson, My World Interactive 2018	Yes	0%
Science Laboratory Equipment (grades 9-12)			0

School Facility Conditions and Planned Improvements (Most Recent Year)

Hamilton Elementary has a closed campus from 8:00 a.m. until 6:00 p.m. while school and the Boys and Girls Club program are in session. Prior to the start of the school day, one of two Maintenance personnel inspects the campus for safety. The facility is clean and in good repair. There are ample classrooms, restrooms, playground space and equipment.

A staff of two provides janitorial services. Schedules are arranged so that no classrooms are interrupted during instructional time. Custodial services are available from 6:00 a.m. until 8:30 p.m. The cafeteria is cleaned after both breakfast and lunch and restrooms are cleaned and sanitized daily. The school grounds are clean and well ordered. Trash cans are available throughout the campus.

The playgrounds and lawns are mowed weekly. The District contracts with an arborist to annually perform necessary routine trimming of trees.

The school facilities, grounds, and vehicles are in good condition. The District participates in the State's Deferred Maintenance Program to replace major components of the school's facilities (such as HVAC, roofs, floor surfaces, and so on). All toilets and other fixtures work and are in good repair. We have installed automatic flush valves on every toilet and hand dryers in each restroom to maintain a clean environment for students.

Hamilton City has maintained an elementary school on this location since the early 1900s. All of the original buildings have long ago been replaced by modern facilities. All buildings meet current fire and earthquake codes. An OPSC modernization project was completed within the past ten years that completely renovated the primary wing containing four classrooms, two reading labs, and an adult restroom. Within the last seven years, a new kindergarten complex with three classrooms, each containing restrooms, was added to our campus.

Hamilton Elementary School occupies 4.8 acres with separate athletic fields and blacktop space for both primary and middle school students. There are separate playground facilities with rubber drop zones for both primary and middle school children. The cafeteria complex can also serve as a gymnasium. All buildings have handicap access. The library has holdings in both English and Spanish. All students have Internet access through the computer lab. The lab has 30 Dell multimedia computers. We are also considering a solar energy project at the Hamilton Elementary.

The District participates in the State School Deferred Maintenance Program, which provides state matching funds on a dollar-for-dollar basis, to assist school districts with expenditures for major repair or replacement of existing school building components. Typically, this includes roofing, plumbing, heating, air conditioning, electrical systems, interior or exterior painting, and floor systems. For the 2011-12 school year, the District budgeted \$78,800 for the Deferred Maintenance Program. This represents .012% of the District's general fund budget.

School Facility Good Repair Status (Most Recent Year)

Using the **most recently collected** FIT data (or equivalent), provide the following:

- Determination of repair status for systems listed
- Description of any needed maintenance to ensure good repair
- The year and month in which the data were collected
- The overall rating

Year and month of the most recent FIT report: 10/07/2019

System Inspected	Rating	Repair Needed and Action Taken or Planned
Systems: Gas Leaks, Mechanical/HVAC, Sewer	Good	
Interior: Interior Surfaces	Good	502: Carpet needs to be replaced 609: Floor needs to be replaced
Cleanliness: Overall Cleanliness, Pest/ Vermin Infestation	Good	
Electrical: Electrical	Good	
Restrooms/Fountains: Restrooms, Sinks/ Fountains	Good	
Safety: Fire Safety, Hazardous Materials	Good	
Structural: Structural Damage, Roofs	Good	
External: Playground/School Grounds, Windows/ Doors/Gates/Fences	Good	Grounds: Gophers
Overall Rating	Good	

B. Pupil Outcomes

State Priority: Pupil Achievement

The SARC provides the following information relevant to the State priority: Pupil Achievement (Priority 4):

- **Statewide assessments** (i.e., California Assessment of Student Performance and Progress [CAASPP] System, which includes the Smarter Balanced Summative Assessments for students in the general education population and the California Alternate Assessments [CAAs] for English language arts/literacy [ELA] and mathematics given in grades three through eight and grade eleven. Only eligible students may participate in the administration of the CAAs. CAAs items are aligned with alternate achievement standards, which are linked with the Common Core State Standards [CCSS] for students with the most significant cognitive disabilities); and
- The percentage of students who have successfully completed courses that satisfy the requirements for entrance to the University of California and the California State University, or career technical education sequences or programs of study.

CAASPP Test Results in ELA and Mathematics for All Students

Grades Three through Eight and Grade Eleven

Percentage of Students Meeting or Exceeding the State Standard

Subject	School 2017-18	School 2018-19	District 2017-18	District 2018-19	State 2017-18	State 2018-19
English Language Arts/Literacy (grades 3-8 and 11)	41	37	42	40	50	50
Mathematics (grades 3-8 and 11)	21	16	20	16	38	39

Note: Percentages are not calculated when the number of students tested is ten or less, either because the number of students in this category is too small for statistical accuracy or to protect student privacy.

Note: ELA and mathematics test results include the Smarter Balanced Summative Assessment and the CAA. The "Percent Met or Exceeded" is calculated by taking the total number of students who met or exceeded the standard on the Smarter Balanced Summative Assessment plus the total number of students who met the standard (i.e., achieved Level 3-Alternate) on the CAAs divided by the total number of students who participated in both assessments.

CAASPP Test Results in ELA by Student Group

Grades Three through Eight and Grade Eleven (School Year 2018-19)

Student Group	Total Enrollment	Number Tested	Percent Tested	Percent Not Tested	Percent Met or Exceeded
All Students	268	262	97.76	2.24	37.02
Male	133	129	96.99	3.01	31.01
Female	135	133	98.52	1.48	42.86
Black or African American					
American Indian or Alaska Native	--	--	--	--	--
Asian	--	--	--	--	--
Filipino					
Hispanic or Latino	261	255	97.70	2.30	36.47
Native Hawaiian or Pacific Islander					
White	--	--	--	--	--

Student Group	Total Enrollment	Number Tested	Percent Tested	Percent Not Tested	Percent Met or Exceeded
Two or More Races					
Socioeconomically Disadvantaged	248	242	97.58	2.42	35.95
English Learners	146	140	95.89	4.11	29.29
Students with Disabilities	39	38	97.44	2.56	0.00
Students Receiving Migrant Education Services	--	--	--	--	--
Foster Youth					
Homeless	17	16	94.12	5.88	18.75

Note: ELA test results include the Smarter Balanced Summative Assessment and the CAA. The "Percent Met or Exceeded" is calculated by taking the total number of students who met or exceeded the standard on the Smarter Balanced Summative Assessment plus the total number of students who met the standard (i.e., achieved Level 3-Alternate) on the CAAs divided by the total number of students who participated in both assessments.

Note: Double dashes (--) appear in the table when the number of students is ten or less, either because the number of students in this category is too small for statistical accuracy or to protect student privacy.

Note: The number of students tested includes all students who participated in the test whether they received a score or not; however, the number of students tested is not the number that was used to calculate the achievement level percentages. The achievement level percentages are calculated using only students who received scores.

CAASPP Test Results in Mathematics by Student Group Grades Three through Eight and Grade Eleven (School Year 2018-19)

Student Group	Total Enrollment	Number Tested	Percent Tested	Percent Not Tested	Percent Met or Exceeded
All Students	266	264	99.25	0.75	15.53
Male	132	131	99.24	0.76	16.79
Female	134	133	99.25	0.75	14.29
Black or African American					
American Indian or Alaska Native	--	--	--	--	--
Asian	--	--	--	--	--
Filipino					
Hispanic or Latino	259	257	99.23	0.77	15.95
Native Hawaiian or Pacific Islander					
White	--	--	--	--	--
Two or More Races					
Socioeconomically Disadvantaged	246	244	99.19	0.81	13.93
English Learners	145	143	98.62	1.38	9.09
Students with Disabilities	38	37	97.37	2.63	5.41
Students Receiving Migrant Education Services	--	--	--	--	--

Student Group	Total Enrollment	Number Tested	Percent Tested	Percent Not Tested	Percent Met or Exceeded
Foster Youth					
Homeless	15	15	100.00	0.00	6.67

Note: Mathematics test results include the Smarter Balanced Summative Assessment and the CAA. The "Percent Met or Exceeded" is calculated by taking the total number of students who met or exceeded the standard on the Smarter Balanced Summative Assessment plus the total number of students who met the standard (i.e., achieved Level 3-Alternate) on the CAAs divided by the total number of students who participated in both assessments.

Note: Double dashes (--) appear in the table when the number of students is ten or less, either because the number of students in this category is too small for statistical accuracy or to protect student privacy.

Note: The number of students tested includes all students who participated in the test whether they received a score or not; however, the number of students tested is not the number that was used to calculate the achievement level percentages. The achievement level percentages are calculated using only students who received scores.

**CAASPP Test Results in Science for All Students
Grades Five, Eight, and Ten
Percentage of Students Meeting or Exceeding the State Standard**

Subject	School 2017-18	School 2018-19	District 2017-18	District 2018-19	State 2017-18	State 2018-19
Science (grades 5, 8 and high school)	N/A	N/A	N/A	N/A	N/A	N/A

Note: Cells with N/A values do not require data.

Note: This is a placeholder for the California Science Test (CAST) which was administered operationally during the 2018-19 school year. However, these data are not available for inclusion in the 2018-19 SARC posting due February 1, 2020. These data will be included in the 2019-20 SARC posting due February 1, 2021.

State Priority: Other Pupil Outcomes

The SARC provides the following information relevant to the State priority: Other Pupil Outcomes (Priority 8):

- Pupil outcomes in the subject areas of physical education.

California Physical Fitness Test Results (School Year 2018-19)

Grade Level	Percentage of Students Meeting Four of Six Fitness Standards	Percentage of Students Meeting Five of Six Fitness Standards	Percentage of Students Meeting Six of Six Fitness Standards
5			

Note: Percentages are not calculated and double dashes (--) appear in the table when the number of students tested is ten or less, either because the number of students in this category is too small for statistical accuracy or to protect student privacy.

C. Engagement

State Priority: Parental Involvement

The SARC provides the following information relevant to the State priority: Parental Involvement (Priority 3):

- Efforts the school district makes to seek parent input in making decisions for the school district and each school site.

Opportunities for Parental Involvement (School Year 2019-20)

At Hamilton Elementary School, parents are encouraged to actively participate in their child's educational experience. Parents can become involved in our school in various ways. Parents are encouraged to be actively involved in our Site and District committees. Committees such as our District leadership team known as HULC, (Hamilton Unified Leadership Committee) guides curriculum and instruction for all schools in Hamilton Unified. HULC is where all voices can be heard and guide the goals and actions of our school board. Our School Site Council helps school leadership plan for categorical funding expenditures as well as help refine the goals and objectives of Hamilton Elementary School. This hour of commitment deeply affects how we provide a effective instruction for all our students and provide learning opportunities to prepare students for college and career. We also have a monthly parent luncheon that invites parents or guardians to lunch together, with HES leadership, to be kept informed of schoolwide initiatives as well as take part in our ELAC. Finally, the Parent Teacher Organization known to us as PTO. Our PTO parents work tirelessly to provide extra classroom and field trip monies for our elementary staff. Since the last recession, schools have been trying to rebuild funding we once received back in 2008. Prices or cost of operating schools have gone up while funding has not. PTO works to fill in this gap and needs each parent to actively participate in the PTO membership. We encourage parents and grandparents to contact classroom teachers.

Parents are invited each month for morning coffee with the principal to share ideas and voice any concerns as well as inform parents of other information about upcoming events. Our family case manager/liaison provides an additional resource for parent outreach including home visitations and bridging school/home relationships.

Academic Parent Teacher Teams (APTT) have been established in various classrooms on campus. This is an opportunity for parents to meet with their teacher and discuss their children and school performance in comparison with other students. Teachers then create goals with parents and teach parents specific learning activities that support the goals so they can better work with their children at home. After a set amount of time, the teacher reconnects with the parents and discusses assessment results on the learning goals that were established. This process repeats itself and parents become more connected with their child's learning and progress.

For further information on how parents may become involved in our school, please contact Kathryn Thomas, Principal, at (530) 826-3474 or kthomas@husdschools.org.

State Priority: School Climate

The SARC provides the following information relevant to the State priority: School Climate (Priority 6):

- Pupil suspension rates;
- Pupil expulsion rates; and
- Other local measures on the sense of safety.

Suspensions and Expulsions

Rate	School 2016-17	School 2017-18	School 2018-19	District 2016-17	District 2017-18	District 2018-19	State 2016-17	State 2017-18	State 2018-19
Suspensions	8.5	3.9	2.5	6.7	4.5	3.5	3.6	3.5	3.5
Expulsions	0.0	0.0	0.0	0.0	0.0	0.0	0.1	0.1	0.1

School Safety Plan (School Year 2019-20)

Maintaining a safe, orderly environment is essential to learning. This begins with periodic inspections of all facilities as well as a written plan.

A comprehensive safety plan that outlines all emergency procedures and processes is maintained in the school office. The School Safety Plan was last updated for approval in December of 2018 and was reviewed with staff and School Site Council. As part of the safety plan, a Crisis Response Plan was created and is annually reviewed in conjunction with the Glenn County Sheriff and the Hamilton Fire Department.

Hamilton Elementary School has a closed campus from 8:00 a.m. until 6:00 p.m. while school is in session. Prior to the start of the school day, one of two maintenance personnel inspects the campus for safety. Teachers, classified staff, and administration are assigned supervision duties during all recesses and lunch periods in the cafeteria. Fire drills are conducted monthly, and lock-down/intruder drills at least twice a year. As part of the Safety Plan Objectives, staff and students receive monthly scenarios and trainings in an effort to develop muscle memory to respond potential incidents. Fourteen cameras are installed to provide 24 hours surveillance of two thirds of our campus. All visitors to the campus must check in with the office. Access is limited through two pedestrian gates in front of the school during the beginning and end of the school day. During the school day access is limited to a single pedestrian gate in the front of the school. Student absences are confirmed by a phone call to the parent or guardian and no child is released from school during the day without previous approval by parents or guardians. Any removal of students during the school day is documented in the office and parents are required to report to the office for all inquiries. All classrooms and other student areas are equipped with phones capable of reaching 911.

Keeping students in school even when disciplinary matters occur is a priority. At times, students may be excluded from school because of certain violation of the education code section 48900. Usually such actions as fighting, bringing unsafe objects, including firearms and knives are usually met with immediate exclusion and may result in an expulsion under Education Code Section 48915. At Hamilton Elementary School we work as an administrative team with our Intervention Specialist (Counselor) to find alternatives to removing students from school. Parents are reminded to have conversations with children about school and classroom expectations for schoolwide safety. Join us as a partner in safety by having family talks about how your child can be safe and learn at Hamilton Elementary School.

D. Other SARC Information

The information in this section is required to be in the SARC but is not included in the state priorities for LCFF.

Average Class Size and Class Size Distribution (Elementary)

Grade Level	2016-17	2016-17	2016-17	2016-17	2017-18	2017-18	2017-18	2017-18	2018-19	2018-19	2018-19	2018-19
	Average Class Size	# of Classes* Size 1-20	# of Classes* Size 21-32	# of Classes* Size 33+	Average Class Size	# of Classes* Size 1-20	# of Classes* Size 21-32	# of Classes* Size 33+	Average Class Size	# of Classes* Size 1-20	# of Classes* Size 21-32	# of Classes* Size 33+
K	17	3			18	3			21	1	2	
1	23		4		19	4			21	2	2	
2	26		1		23		4		26		1	
3	26		5		20	7	7		26		3	
4	27		13		32		2	5	25		20	
5	25		14		31		13	1	30		15	
6	31	1		5	24		18		19	8	7	
Other**												

*Number of classes indicates how many classes fall into each size category (a range of total students per class).

** "Other" category is for multi-grade level classes.

Ratio of Academic Counselors to Pupils (School Year 2018-19)

Title	Ratio
Academic Counselors*	518.8

*One Full Time Equivalent (FTE) equals one staff member working full time; one FTE could also represent two staff members who each work 50 percent of full time.

Student Support Services Staff (School Year 2018-19)

Title	Number of FTE* Assigned to School
Counselor (Academic, Social/Behavioral or Career Development)	.8
Library Media Teacher (Librarian)	
Library Media Services Staff (Paraprofessional)	
Psychologist	
Social Worker	
Speech/Language/Hearing Specialist	
Resource Specialist (non-teaching)	
Other	3.1

*One Full Time Equivalent (FTE) equals one staff member working full time; one FTE could also represent two staff members who each work 50 percent of full time.

Expenditures Per Pupil and School Site Teacher Salaries (Fiscal Year 2017-18)

Level	Total Expenditures Per Pupil	Expenditures Per Pupil (Restricted)	Expenditures Per Pupil (Unrestricted)	Average Teacher Salary
School Site	9797	916	8881	64281
District	N/A	N/A	8881	\$64,281.00
Percent Difference - School Site and District	N/A	N/A	0.0	0.0
State	N/A	N/A	\$7,506.64	\$64,732.00
Percent Difference - School Site and State	N/A	N/A	16.8	-0.7

Note: Cells with N/A values do not require data.

The California Department of Education issued guidance to LEAs on August 1, 2018, regarding how to calculate school-level per-pupil expenditures that will be reported on 2018-19 report cards.

Types of Services Funded (Fiscal Year 2018-19)

Hamilton Unified, in partnership with Glenn COE, offers a complete list of educational services for our community. Categorical programs provided by the Response to Instruction in Reading, Class Size Reduction K-3, extended day for at-risk students, high school tutorial, summer school, athletics (football, volleyball, basketball, baseball, softball, soccer, and track).

Glenn County programs include a complete range of Special Education programs that include speech and language services, resource specialist, and a special day class. Additionally through the Glenn County Office of Education, Hamilton Elementary School was chosen as a site for an after-school program through the 21st Century Grant. Migrant Education and First Five funding also contribute to our school resources and programs.

On the Hamilton High campus, the district operates a State Preschool and an Adult School.

Glenn County Office of Education and Human Resource Agency also have two other programs on our campus. Through their Department of Child and Family Services, they have a State licensed Preschool and a Family Resource Center.

Teacher and Administrative Salaries (Fiscal Year 2017-18)

Category	District Amount	State Average For Districts In Same Category
Beginning Teacher Salary	\$40,565	\$43,574
Mid-Range Teacher Salary	\$65,829	\$63,243
Highest Teacher Salary	\$85,894	\$86,896
Average Principal Salary (Elementary)	\$113,306	\$103,506
Average Principal Salary (Middle)	\$0	\$108,961
Average Principal Salary (High)	\$121,400	\$108,954
Superintendent Salary	\$135,923	\$136,125
Percent of Budget for Teacher Salaries	33%	30%
Percent of Budget for Administrative Salaries	9%	6%

Professional Development (Most Recent Three Years)

Measure	2017-18	2018-19	2019-20
Number of school days dedicated to Staff Development and Continuous Improvement			

The Hamilton Unified School District has provided four staff development days and calendared seventeen minimum day Fridays to allow for additional hours of staff development. The focus of the staff development has included training to support our effective Professional Learning Communities, effective instructional practices, and socio-emotional learning. During the school year, the professional development at Hamilton Elementary School has been in alignment with our MTSS grant, and all staff development during the site's 12 staff training afternoons has been focused on supporting academic, behavior, and social-emotional instruction and learning as informed by our SWIS behavioral data and progress monitoring of student achievement (Benchmark Assessments). In addition to districtwide and schoolwide professional development opportunities, coaching opportunities are made available to support our schoolwide initiatives and meeting the needs of our special populations: 1:1 coaching, co-teaching, content and grade-level collaborations and lesson studies with our DI program and NTC (New Teacher Center).

The Hamilton Unified Leadership Team was established to develop an action plan to increase student achievement and meet federal guidelines for program improvement schools. This team meets monthly.

Ella Barkley High School

School Accountability Report Card

Reported Using Data from the 2018-19 School Year

Published During 2019-20

By February 1 of each year, every school in California is required by state law to publish a School Accountability Report Card (SARC). The SARC contains information about the condition and performance of each California public school. Under the Local Control Funding Formula (LCFF) all local educational agencies (LEAs) are required to prepare a Local Control and Accountability Plan (LCAP), which describes how they intend to meet annual school-specific goals for all pupils, with specific activities to address state and local priorities. Additionally, data reported in an LCAP is to be consistent with data reported in the SARC.

- For more information about SARC requirements, see the California Department of Education (CDE) SARC web page at <https://www.cde.ca.gov/ta/ac/sa/>.
- For more information about the LCFF or LCAP, see the CDE LCFF web page at <https://www.cde.ca.gov/fg/aa/lc/>.
- For additional information about the school, parents/guardians and community members should contact the school principal or the district office.

DataQuest

DataQuest is an online data tool located on the CDE DataQuest web page at <https://dq.cde.ca.gov/dataquest/> that contains additional information about this school and comparisons of the school to the district and the county. Specifically, DataQuest is a dynamic system that provides reports for accountability (e.g., test data, enrollment, high school graduates, dropouts, course enrollments, staffing, and data regarding English learners).

Internet Access

Internet access is available at public libraries and other locations that are publicly accessible (e.g., the California State Library). Access to the Internet at libraries and public locations is generally provided on a first-come, first-served basis. Other use restrictions may include the hours of operation, the length of time that a workstation may be used (depending on availability), the types of software programs available on a workstation, and the ability to print documents.

About This School

School Contact Information (School Year 2019-20)

Entity	Contact Information
School Name	Ella Barkley High School
Street	Hwy. 32 And Los Robles St.
City, State, Zip	Hamilton City, CA 95951-0488
Phone Number	(530) 826-3331
Principal	Dr. Jeremy Powell
Email Address	twilhelm@husdschools.org
Website	https://www.husdschools.org
County-District-School (CDS) Code	11765621130053

Entity	Contact Information
District Name	Hamilton Unified School District
Phone Number	(530) 826-3261
Superintendent	Dr. Jeremy Powell
Email Address	twilhelm@husdschools.org
Website	www.husdschools.org

School Description and Mission Statement (School Year 2019-20)

The mission of the faculty, staff, administration and Governing Board of Ella Barkley Continuation High School is to provide a comprehensive educational program for all students so that they may have the skills and the opportunity to realize their full potential and, after graduation, become productive and contributing members of society. Each student, regardless of abilities, socio-economic, or cultural background should develop a sense of self-worth, accountability, responsibility, a desire for lifelong learning, and a genuine concern for the welfare and cultural diversity of others.

Student Enrollment by Grade Level (School Year 2018-19)

Grade Level	Number of Students
Grade 10	2
Grade 11	3
Grade 12	4
Total Enrollment	9

Student Enrollment by Group (School Year 2018-19)

Student Group	Percent of Total Enrollment
Hispanic or Latino	88.9
Socioeconomically Disadvantaged	55.6
Students with Disabilities	33.3
Homeless	11.1

A. Conditions of Learning

State Priority: Basic

The SARC provides the following information relevant to the State priority: Basic (Priority 1):

- Degree to which teachers are appropriately assigned and fully credentialed in the subject area and for the pupils they are teaching;
- Pupils have access to standards-aligned instructional materials; and
- School facilities are maintained in good repair

Teacher Credentials

Teachers	School 2017-18	School 2018-19	School 2019-20	District 2019-20
With Full Credential	5	5	5	
Without Full Credential	0	0	0	
Teaching Outside Subject Area of Competence (with full credential)	0	0	0	

Teacher Misassignments and Vacant Teacher Positions

Indicator	2017-18	2018-19	2019-20
Misassignments of Teachers of English Learners	0	1	
Total Teacher Misassignments*	0	1	
Vacant Teacher Positions	0	0	

Note: "Misassignments" refers to the number of positions filled by teachers who lack legal authorization to teach that grade level, subject area, student group, etc.

*Total Teacher Misassignments includes the number of Misassignments of Teachers of English Learners.

Quality, Currency, Availability of Textbooks and Instructional Materials (School Year 2019-20)

Year and month in which data were collected: 09/2019

Textbooks and instructional materials are reviewed and selected according to California State Standards, as well as research-based for alternative education. Textbooks are Board approved.

Other non-approved books are used in instruction. Sections of material from certain books are used to supplement the material being covered. The teacher checks all assignments against the State Standards.

All students have access to textbooks and supplemental materials that are needed to complete their credits. The district has affirmed that each student has their own textbook to use in class and to take home.

An art class is offered in the visual and performing arts.

Subject	Textbooks and Other Instructional Materials/year of Adoption	From Most Recent Adoption?	Percent Students Lacking Own Assigned Copy
Reading/Language Arts	Basic English Grammar 2003 Basic English Composition 2003 English for the World of Work 2003 Exploring Literature 1999 Word Literature 1999 Study Sync, BookheadEd Learning, LLC 2019	Yes	0%
Mathematics	Life Skills Math 2003 Consumer Mathematics 2003 CPM-Core Connections, Integrated 1, 2014 CPM-Core Connections, Integrated 2, 2nd Edition, 2015 CPM- Core Connections, Integrated 3, 2nd Edition, 2015	Yes	0%

Subject	Textbooks and Other Instructional Materials/year of Adoption	From Most Recent Adoption?	Percent Students Lacking Own Assigned Copy
Science	Biology: Cycles of Life 2006 Biology 2004 Physical Science 2004 Earth Science 2004	Yes	0%
History-Social Science	Economics 2005 United States History 2008 United States Government 2005 US History: American History; Reconstruction to the Present, Houghton Mifflin Harcourt, 2019 World History: Modern World History, Houghton Mifflin Harcourt, 2019	Yes	0%
Health	Life Skill Heath 2005	Yes	
Science Laboratory Equipment (grades 9-12)	Meets State Standards		0

School Facility Conditions and Planned Improvements (Most Recent Year)

The school opens before and after school for students who arrive early and have to be late. The school is located adjacent to the Hamilton High School campus. The design of the classrooms is open and appropriate for individual or group teaching. The buildings and gardens are maintained by the District staff and are in good repair, and 100% of the bathrooms are functioning properly.

Teachers ensure that teaching students is safe, and that classrooms are kept in good order. A District custodian keeps the facility clean during the afternoons. The school has had the benefit of using the traditional school gym for physical education classes when needed.

The District Library serves the school with more than 7,500 books and a capacity of 15,000. The school has 12 computers connected to the internet used for learning and instruction and a greenhouse that is used by the ROP classes of Ornamental Horticulture. The entire school has access for the disabled. There are two class rooms and an administrative building / offices, all built in 1986. All elements of the School Facilities were inspected in September 2018.

The District participates in the State School Deferred Maintenance Program which provides equal dollar-for-dollar funds to support school districts with their expenses for major repairs or replacement of existing school buildings. Typically this includes roof, plumbing, heating, air conditioning, electrical system, interior and exterior paint, flooring system.

School Facility Good Repair Status (Most Recent Year)

Using the **most recently collected** FIT data (or equivalent), provide the following:

- Determination of repair status for systems listed
- Description of any needed maintenance to ensure good repair
- The year and month in which the data were collected
- The overall rating

Year and month of the most recent FIT report: 09/24/18

System Inspected	Rating	Repair Needed and Action Taken or Planned
Systems: Gas Leaks, Mechanical/HVAC, Sewer	Good	
Interior: Interior Surfaces	Good	
Cleanliness: Overall Cleanliness, Pest/ Vermin Infestation	Good	
Electrical: Electrical	Good	
Restrooms/Fountains: Restrooms, Sinks/ Fountains	Good	
Safety: Fire Safety, Hazardous Materials	Good	
Structural: Structural Damage, Roofs	Good	
External: Playground/School Grounds, Windows/ Doors/Gates/Fences	Good	
Overall Rating	Good	

B. Pupil Outcomes

State Priority: Pupil Achievement

The SARC provides the following information relevant to the State priority: Pupil Achievement (Priority 4):

- **Statewide assessments** (i.e., California Assessment of Student Performance and Progress [CAASPP] System, which includes the Smarter Balanced Summative Assessments for students in the general education population and the California Alternate Assessments [CAAs] for English language arts/literacy [ELA] and mathematics given in grades three through eight and grade eleven. Only eligible students may participate in the administration of the CAAs. CAAs items are aligned with alternate achievement standards, which are linked with the Common Core State Standards [CCSS] for students with the most significant cognitive disabilities); and
- The percentage of students who have successfully completed courses that satisfy the requirements for entrance to the University of California and the California State University, or career technical education sequences or programs of study.

CAASPP Test Results in ELA and Mathematics for All Students

Grades Three through Eight and Grade Eleven

Percentage of Students Meeting or Exceeding the State Standard

Subject	School 2017-18	School 2018-19	District 2017-18	District 2018-19	State 2017-18	State 2018-19
English Language Arts/Literacy (grades 3-8 and 11)	--	--	42	40	50	50
Mathematics (grades 3-8 and 11)	--	--	20	16	38	39

Note: Percentages are not calculated when the number of students tested is ten or less, either because the number of students in this category is too small for statistical accuracy or to protect student privacy.

Note: ELA and mathematics test results include the Smarter Balanced Summative Assessment and the CAA. The "Percent Met or Exceeded" is calculated by taking the total number of students who met or exceeded the standard on the Smarter Balanced Summative Assessment plus the total number of students who met the standard (i.e., achieved Level 3-Alternate) on the CAAs divided by the total number of students who participated in both assessments.

CAASPP Test Results in ELA by Student Group

Grades Three through Eight and Grade Eleven (School Year 2018-19)

Student Group	Total Enrollment	Number Tested	Percent Tested	Percent Not Tested	Percent Met or Exceeded
All Students	--	--	--	--	--
Male	--	--	--	--	--
Black or African American					
American Indian or Alaska Native					
Filipino					
Hispanic or Latino	--	--	--	--	--
Native Hawaiian or Pacific Islander					
Two or More Races					
Socioeconomically Disadvantaged	--	--	--	--	--
English Learners	--	--	--	--	--

Student Group	Total Enrollment	Number Tested	Percent Tested	Percent Not Tested	Percent Met or Exceeded
Students with Disabilities	--	--	--	--	--
Students Receiving Migrant Education Services					
Foster Youth					
Homeless	--	--	--	--	--

Note: ELA test results include the Smarter Balanced Summative Assessment and the CAA. The "Percent Met or Exceeded" is calculated by taking the total number of students who met or exceeded the standard on the Smarter Balanced Summative Assessment plus the total number of students who met the standard (i.e., achieved Level 3-Alternate) on the CAAs divided by the total number of students who participated in both assessments.

Note: Double dashes (--) appear in the table when the number of students is ten or less, either because the number of students in this category is too small for statistical accuracy or to protect student privacy.

Note: The number of students tested includes all students who participated in the test whether they received a score or not; however, the number of students tested is not the number that was used to calculate the achievement level percentages. The achievement level percentages are calculated using only students who received scores.

CAASPP Test Results in Mathematics by Student Group Grades Three through Eight and Grade Eleven (School Year 2018-19)

Student Group	Total Enrollment	Number Tested	Percent Tested	Percent Not Tested	Percent Met or Exceeded
All Students	--	--	--	--	--
Male	--	--	--	--	--
Black or African American					
American Indian or Alaska Native					
Filipino					
Hispanic or Latino	--	--	--	--	--
Native Hawaiian or Pacific Islander					
Two or More Races					
Socioeconomically Disadvantaged	--	--	--	--	--
English Learners	--	--	--	--	--
Students with Disabilities	--	--	--	--	--
Students Receiving Migrant Education Services					
Foster Youth					
Homeless	--	--	--	--	--

Note: Mathematics test results include the Smarter Balanced Summative Assessment and the CAA. The "Percent Met or Exceeded" is calculated by taking the total number of students who met or exceeded the standard on the Smarter Balanced Summative Assessment plus the total number of students who met the standard (i.e., achieved Level 3-Alternate) on the CAAs divided by the total number of students who participated in both assessments.

Note: Double dashes (--) appear in the table when the number of students is ten or less, either because the number of students in this category is too small for statistical accuracy or to protect student privacy.

Note: The number of students tested includes all students who participated in the test whether they received a score or not; however, the number of students tested is not the number that was used to calculate the achievement level percentages. The achievement level percentages are calculated using only students who received scores.

**CAASPP Test Results in Science for All Students
Grades Five, Eight, and Ten
Percentage of Students Meeting or Exceeding the State Standard**

Subject	School 2017-18	School 2018-19	District 2017-18	District 2018-19	State 2017-18	State 2018-19
Science (grades 5, 8 and high school)	N/A	N/A	N/A	N/A	N/A	N/A

Note: Cells with N/A values do not require data.

Note: This is a placeholder for the California Science Test (CAST) which was administered operationally during the 2018-19 school year. However, these data are not available for inclusion in the 2018-19 SARC posting due February 1, 2020. These data will be included in the 2019-20 SARC posting due February 1, 2021.

Career Technical Education Programs (School Year 2018-19)

(School Year 2018-19)

Measure	CTE Program Participation
Number of Pupils Participating in CTE	9
Percent of Pupils that Complete a CTE Program and Earn a High School Diploma	
Percent of CTE Courses that are Sequenced or Articulated Between the School and Institutions of Postsecondary Education	100

Courses for University of California (UC) and/or California State University (CSU) Admission

UC/CSU Course Measure	Percent
2018-19 Pupils Enrolled in Courses Required for UC/CSU Admission	100
2017-18 Graduates Who Completed All Courses Required for UC/CSU Admission	0

State Priority: Other Pupil Outcomes

The SARC provides the following information relevant to the State priority: Other Pupil Outcomes (Priority 8):

- Pupil outcomes in the subject areas of physical education.

California Physical Fitness Test Results (School Year 2018-19)

Grade Level	Percentage of Students Meeting Four of Six Fitness Standards	Percentage of Students Meeting Five of Six Fitness Standards	Percentage of Students Meeting Six of Six Fitness Standards
5			

Note: Percentages are not calculated and double dashes (--) appear in the table when the number of students tested is ten or less, either because the number of students in this category is too small for statistical accuracy or to protect student privacy.

C. Engagement

State Priority: Parental Involvement

The SARC provides the following information relevant to the State priority: Parental Involvement (Priority 3):

- Efforts the school district makes to seek parent input in making decisions for the school district and each school site.

Opportunities for Parental Involvement (School Year 2019-20)

Ella Barkley High School staff believes that parent involvement is critical to student success. Our school offers an open-door policy to its parents.

Parents are welcome to attend their student's classes or take school tours. A visitor's pass and a class schedule can be obtained at the Alternative Education office. Interested parents may contact Maria Reyes, Dean of Students, at (530) 826-3331 or mreyes@husdschools.org or Martha Jaeger at mjaeger@husdschools.org for more information about ways of getting involved in the school's programs.

State Priority: Pupil Engagement

The SARC provides the following information relevant to the State priority: Pupil Engagement (Priority 5):

- High school dropout rates; and
- High school graduation rates.

Dropout Rate and Graduation Rate (Four-Year Cohort Rate)

Indicator	School 2015-16	School 2016-17	School 2017-18	District 2015-16	District 2016-17	District 2017-18	State 2015-16	State 2016-17	State 2017-18
Dropout Rate	--	--	--	2.4	1.6	2.8	9.7	9.1	9.6
Graduation Rate	--	--	--	97.6	98.4	93	83.8	82.7	83

For the formula to calculate the 2016-17 and 2017-18 adjusted cohort graduation rate, see the 2018-19 Data Element Definitions document located on the SARC web page at <https://www.cde.ca.gov/ta/ac/sa/>.

State Priority: School Climate

The SARC provides the following information relevant to the State priority: School Climate (Priority 6):

- Pupil suspension rates;
- Pupil expulsion rates; and
- Other local measures on the sense of safety.

Suspensions and Expulsions

Rate	School 2016-17	School 2017-18	School 2018-19	District 2016-17	District 2017-18	District 2018-19	State 2016-17	State 2017-18	State 2018-19
Suspensions	17.6	6.7	21.4	6.7	4.5	3.5	3.6	3.5	3.5
Expulsions	0.0	0.0	0.0	0.0	0.0	0.0	0.1	0.1	0.1

School Safety Plan (School Year 2019-20)

The HUSD and EBH School Safety Plan of Emergency Operations was adopted by the HUSD School Board on April 14, 2019. EBHS Faculty participated in the development of the plan and items are regularly reviewed. The School Safety Plan is reviewed and updated yearly. The District's School Safety Plan details Ella Barkley High School's policies regarding transportation, student discipline, emergencies and disaster preparedness, dress codes, and child abuse reporting. This plan is available in the District office for public inspection. An updated updated School Safety Plan was reviewed in Fall 2019, with pending approval by the HUSD School Board by April 2019. Our district Safety Coordinator regularly provides timely and necessary in-service training for the purpose of prevention, compliance, and, importantly, awareness of issues that may affect our students, staff, and school culture.

Average Class Size and Class Size Distribution (Secondary)

Subject	2016-17	2016-17	2016-17	2016-17	2017-18	2017-18	2017-18	2017-18	2018-19	2018-19	2018-19	2018-19
	Average Class Size	# of Classes* Size 1-22	# of Classes* Size 23-32	# of Classes* Size 33+	Average Class Size	# of Classes* Size 1-22	# of Classes* Size 23-32	# of Classes* Size 33+	Average Class Size	# of Classes* Size 1-22	# of Classes* Size 23-32	# of Classes* Size 33+
English	4	3			2	4			2	4		
Mathematics	3	4			3	3			3	3		
Science	2	3			4	2			3	3		
Social Science	4	6			3	6			2	5		

*Number of classes indicates how many classrooms fall into each size category (a range of total students per classroom). At the secondary school level, this information is reported by subject area rather than grade level.

Ratio of Academic Counselors to Pupils (School Year 2018-19)

Title	Ratio
Academic Counselors*	.0

*One Full Time Equivalent (FTE) equals one staff member working full time; one FTE could also represent two staff members who each work 50 percent of full time.

Student Support Services Staff (School Year 2018-19)

Title	Number of FTE* Assigned to School
Counselor (Academic, Social/Behavioral or Career Development)	
Library Media Teacher (Librarian)	
Library Media Services Staff (Paraprofessional)	
Psychologist	
Social Worker	
Speech/Language/Hearing Specialist	
Resource Specialist (non-teaching)	

*One Full Time Equivalent (FTE) equals one staff member working full time; one FTE could also represent two staff members who each work 50 percent of full time.

Expenditures Per Pupil and School Site Teacher Salaries (Fiscal Year 2017-18)

Level	Total Expenditures Per Pupil	Expenditures Per Pupil (Restricted)	Expenditures Per Pupil (Unrestricted)	Average Teacher Salary
School Site	9797	916	8881	64281.00

Level	Total Expenditures Per Pupil	Expenditures Per Pupil (Restricted)	Expenditures Per Pupil (Unrestricted)	Average Teacher Salary
District	N/A	N/A	8881	\$64,281.00
Percent Difference - School Site and District	N/A	N/A	0.0	0.0
State	N/A	N/A	\$7,506.64	\$64,732.00
Percent Difference - School Site and State	N/A	N/A	16.8	-0.7

Note: Cells with N/A values do not require data.

The California Department of Education issued guidance to LEAs on August 1, 2018, regarding how to calculate school-level per-pupil expenditures that will be reported on 2018-19 report cards.

Types of Services Funded (Fiscal Year 2018-19)

Hamilton Unified, in partnership with Glenn COE, offers a complete list of educational services for our community. Categorical programs provided by the District include: Title I, Title III, GATE, Response to Instruction in Reading, Class Size Reduction K-3, extended day for at-risk students, high school tutorial, and summer school. In the 18-19 and in the current school year 18-19 a music class was added to the master schedule at Ella Barkley taught by the district music teacher.

Glenn County programs include a complete range of Special Education programs that include speech and language services, resource specialist, and a special day class.

On the Hamilton High campus, the district operates a State Preschool and an Adult School.

Glenn County Office of Education and Human Resource Agency also have two other programs on our campus. Through their Department of Child and Family Services, they have a State licensed Preschool and a Family Resource Center.

Teacher and Administrative Salaries (Fiscal Year 2017-18)

Category	District Amount	State Average For Districts In Same Category
Beginning Teacher Salary	\$40,565	\$43,574
Mid-Range Teacher Salary	\$65,829	\$63,243
Highest Teacher Salary	\$85,894	\$86,896
Average Principal Salary (Elementary)	\$113,306	\$103,506
Average Principal Salary (Middle)	\$0	\$108,961
Average Principal Salary (High)	\$121,400	\$108,954
Superintendent Salary	\$135,923	\$136,125
Percent of Budget for Teacher Salaries	33%	30%
Percent of Budget for Administrative Salaries	9%	6%

For detailed information on salaries, see the CDE Certificated Salaries & Benefits web page at <https://www.cde.ca.gov/ds/fd/cs/>.

Advanced Placement (AP) Courses (School Year 2018-19)

Subject	Number of AP Courses Offered*	Percent of Students In AP Courses
Computer Science		N/A

Subject	Number of AP Courses Offered*	Percent of Students In AP Courses
English		N/A
Fine and Performing Arts		N/A
Foreign Language		N/A
Mathematics		N/A
Science		N/A
Social Science		N/A
All courses		

Note: Cells with N/A values do not require data.

*Where there are student course enrollments of at least one student.

Professional Development (Most Recent Three Years)

Measure	2017-18	2018-19	2019-20
Number of school days dedicated to Staff Development and Continuous Improvement	4	4	4

Focus areas for staff development for 2016-17 school year and current school year are: Safety, continue with Professional Learning Communities, Ella Barkley teachers meet with Hamilton High School teachers on Fridays for Professional Learning Community (PLC). Areas of Professional development were selected based on the needs of our students, particularly the structured English immersion training's which are aimed at improving access to our educational programs for all students. The district continues its focus with the implementation of Common Core State Standards- specifically Integrated Math implementation, and ELD standards for designated and integrated instruction. The HUSD also offers ongoing training's for all teachers in our district for the purpose of ensuring a common educational practice in the HUSD classrooms kindergarten through 12th grade. The high school has teacher-coaches to assist in this process through individual meetings and training's, but also with in-class observation and coaching. Continued training is provided for the implementation of data analysis and data analysis programs with the intent of improving the teachers use of data to inform and improve instruction to help our students achieve academically. Professional Learning Communities were established during which our teachers fully collaborate, discuss, and seek out solutions to better assist instruction, curriculum, and student achievement.

Hamilton Community Day School School Accountability Report Card Reported Using Data from the 2018-19 School Year Published During 2019-20

By February 1 of each year, every school in California is required by state law to publish a School Accountability Report Card (SARC). The SARC contains information about the condition and performance of each California public school. Under the Local Control Funding Formula (LCFF) all local educational agencies (LEAs) are required to prepare a Local Control and Accountability Plan (LCAP), which describes how they intend to meet annual school-specific goals for all pupils, with specific activities to address state and local priorities. Additionally, data reported in an LCAP is to be consistent with data reported in the SARC.

- For more information about SARC requirements, see the California Department of Education (CDE) SARC web page at <https://www.cde.ca.gov/ta/ac/sa/>.
- For more information about the LCFF or LCAP, see the CDE LCFF web page at <https://www.cde.ca.gov/fg/aa/lc/>.
- For additional information about the school, parents/guardians and community members should contact the school principal or the district office.

DataQuest

DataQuest is an online data tool located on the CDE DataQuest web page at <https://dq.cde.ca.gov/dataquest/> that contains additional information about this school and comparisons of the school to the district and the county. Specifically, DataQuest is a dynamic system that provides reports for accountability (e.g., test data, enrollment, high school graduates, dropouts, course enrollments, staffing, and data regarding English learners).

Internet Access

Internet access is available at public libraries and other locations that are publicly accessible (e.g., the California State Library). Access to the Internet at libraries and public locations is generally provided on a first-come, first-served basis. Other use restrictions may include the hours of operation, the length of time that a workstation may be used (depending on availability), the types of software programs available on a workstation, and the ability to print documents.

About This School

School Contact Information (School Year 2019-20)

Entity	Contact Information
School Name	Hamilton Community Day School
Street	535 Sacramento Avenue
City, State, Zip	Hamilton City, CA 95951-0488
Phone Number	(530) 826-3261
Principal	Dr. Jeremy Powell
Email Address	jpowell@husdschools.org
County-District-School (CDS) Code	11765621130111

Entity	Contact Information
District Name	Hamilton Unified School District
Phone Number	(530) 826-3261
Superintendent	Dr. Jeremy Powell
Email Address	jpowell@hudschools.org
Website	www.hudschools.org

School Description and Mission Statement (School Year 2019-20)

The Community Day School is designed to serve the needs of students in grades 7-12 who have been expelled for any reason. The program's purpose is to teach students to make appropriate decisions about behavior and strengthen their academics in order for them to return to their regular school and be successful. All persons will be treated with respect in a safe and orderly learning environment. Hamilton Community Day School was non-operational for 2018-19 school year due to no enrollment.

Student Enrollment by Grade Level (School Year 2018-19)

Grade Level	Number of Students
Kindergarten	

Student Enrollment by Group (School Year 2018-19)

Student Group	Percent of Total Enrollment
Homeless	

A. Conditions of Learning

State Priority: Basic

The SARC provides the following information relevant to the State priority: Basic (Priority 1):

- Degree to which teachers are appropriately assigned and fully credentialed in the subject area and for the pupils they are teaching;
- Pupils have access to standards-aligned instructional materials; and
- School facilities are maintained in good repair

Teacher Credentials

Teachers	School 2017-18	School 2018-19	School 2019-20	District 2019-20
With Full Credential				
Without Full Credential				
Teaching Outside Subject Area of Competence (with full credential)				

Teacher Misassignments and Vacant Teacher Positions

Indicator	2017-18	2018-19	2019-20
Misassignments of Teachers of English Learners			
Total Teacher Misassignments*			
Vacant Teacher Positions			

Note: "Misassignments" refers to the number of positions filled by teachers who lack legal authorization to teach that grade level, subject area, student group, etc.

*Total Teacher Misassignments includes the number of Misassignments of Teachers of English Learners.

Quality, Currency, Availability of Textbooks and Instructional Materials (School Year 2019-20)

Year and month in which data were collected: 8/2014

Hamilton Community Day School is non-operational for the 2018-19 and 2019-20 school years.

Textbooks and instructional materials are reviewed and selected according to California State Standards, as well as research-based for alternative education. Textbooks are Board approved.

Other non-approved books are used in instruction. Sections of material from certain books are used to supplement the material being covered. The teacher checks all assignments against the State Standards.

All students have access to textbooks and supplemental materials that are needed to complete their credits. The district has affirmed that each student has their own textbook to use in class and to take home.

An art class is offered in the visual and performing arts.

Subject	Textbooks and Other Instructional Materials/year of Adoption	From Most Recent Adoption?	Percent Students Lacking Own Assigned Copy
Reading/Language Arts	Basic English Grammar 2003 Basic English Composition 2003 English for the World of Work 2003 Exploring Literature 1999 Word Literature 1999	Yes	
Mathematics	Life Skills Math 2003 Consumer Mathematics 2003 Pre Algebra 2004 Algebra 2004 Geometry 2005	Yes	
Science	Biology: Cycles of Life 2006 Biology 2004 Physical Science 2004 Earth Science 2004	Yes	

Subject	Textbooks and Other Instructional Materials/year of Adoption	From Most Recent Adoption?	Percent Students Lacking Own Assigned Copy
History-Social Science	Economics 2005 United States History 2008 United States Government 2005	Yes	
Foreign Language		Yes	
Health	Life Skills Math	Yes	
Science Laboratory Equipment (grades 9-12)			0

School Facility Conditions and Planned Improvements (Most Recent Year)

Hamilton Community Day School is located on the east side of town and is a single building classroom. The community day is in good condition and has all educational resources to allow full access to students under ESEA.

School Facility Good Repair Status (Most Recent Year)

Using the **most recently collected** FIT data (or equivalent), provide the following:

- Determination of repair status for systems listed
- Description of any needed maintenance to ensure good repair
- The year and month in which the data were collected
- The overall rating

Year and month of the most recent FIT report: 10/20/2014

System Inspected	Rating	Repair Needed and Action Taken or Planned
Systems: Gas Leaks, Mechanical/HVAC, Sewer	Good	
Interior: Interior Surfaces	Good	
Cleanliness: Overall Cleanliness, Pest/ Vermin Infestation	Good	
Electrical: Electrical	Good	
Restrooms/Fountains: Restrooms, Sinks/ Fountains	Good	
Safety: Fire Safety, Hazardous Materials	Good	
Structural: Structural Damage, Roofs	Good	
External: Playground/School Grounds, Windows/ Doors/Gates/Fences	Good	
Overall Rating	Good	

B. Pupil Outcomes

State Priority: Pupil Achievement

The SARC provides the following information relevant to the State priority: Pupil Achievement (Priority 4):

- **Statewide assessments** (i.e., California Assessment of Student Performance and Progress [CAASPP] System, which includes the Smarter Balanced Summative Assessments for students in the general education population and the California Alternate Assessments [CAAs] for English language arts/literacy [ELA] and mathematics given in grades three through eight and grade eleven. Only eligible students may participate in the administration of the CAAs. CAAs items are aligned with alternate achievement standards, which are linked with the Common Core State Standards [CCSS] for students with the most significant cognitive disabilities); and
- The percentage of students who have successfully completed courses that satisfy the requirements for entrance to the University of California and the California State University, or career technical education sequences or programs of study.

CAASPP Test Results in ELA and Mathematics for All Students

Grades Three through Eight and Grade Eleven

Percentage of Students Meeting or Exceeding the State Standard

Subject	School 2017-18	School 2018-19	District 2017-18	District 2018-19	State 2017-18	State 2018-19
English Language Arts/Literacy (grades 3-8 and 11)						
Mathematics (grades 3-8 and 11)						

Note: Percentages are not calculated when the number of students tested is ten or less, either because the number of students in this category is too small for statistical accuracy or to protect student privacy.

Note: ELA and mathematics test results include the Smarter Balanced Summative Assessment and the CAA. The "Percent Met or Exceeded" is calculated by taking the total number of students who met or exceeded the standard on the Smarter Balanced Summative Assessment plus the total number of students who met the standard (i.e., achieved Level 3-Alternate) on the CAAs divided by the total number of students who participated in both assessments.

CAASPP Test Results in ELA by Student Group

Grades Three through Eight and Grade Eleven (School Year 2018-19)

Student Group	Total Enrollment	Number Tested	Percent Tested	Percent Not Tested	Percent Met or Exceeded
All Students					
Black or African American					
American Indian or Alaska Native					
Filipino					
Hispanic or Latino					
Native Hawaiian or Pacific Islander					
Two or More Races					
Socioeconomically Disadvantaged					
English Learners					
Students with Disabilities					

Student Group	Total Enrollment	Number Tested	Percent Tested	Percent Not Tested	Percent Met or Exceeded
Students Receiving Migrant Education Services					
Foster Youth					
Homeless					

Note: ELA test results include the Smarter Balanced Summative Assessment and the CAA. The "Percent Met or Exceeded" is calculated by taking the total number of students who met or exceeded the standard on the Smarter Balanced Summative Assessment plus the total number of students who met the standard (i.e., achieved Level 3-Alternate) on the CAAs divided by the total number of students who participated in both assessments.

Note: Double dashes (--) appear in the table when the number of students is ten or less, either because the number of students in this category is too small for statistical accuracy or to protect student privacy.

Note: The number of students tested includes all students who participated in the test whether they received a score or not; however, the number of students tested is not the number that was used to calculate the achievement level percentages. The achievement level percentages are calculated using only students who received scores.

CAASPP Test Results in Mathematics by Student Group Grades Three through Eight and Grade Eleven (School Year 2018-19)

Student Group	Total Enrollment	Number Tested	Percent Tested	Percent Not Tested	Percent Met or Exceeded
All Students					
Black or African American					
American Indian or Alaska Native					
Filipino					
Hispanic or Latino					
Native Hawaiian or Pacific Islander					
Two or More Races					
Socioeconomically Disadvantaged					
English Learners					
Students with Disabilities					
Students Receiving Migrant Education Services					
Foster Youth					
Homeless					

Note: Mathematics test results include the Smarter Balanced Summative Assessment and the CAA. The "Percent Met or Exceeded" is calculated by taking the total number of students who met or exceeded the standard on the Smarter Balanced Summative Assessment plus the total number of students who met the standard (i.e., achieved Level 3-Alternate) on the CAAs divided by the total number of students who participated in both assessments.

Note: Double dashes (--) appear in the table when the number of students is ten or less, either because the number of students in this category is too small for statistical accuracy or to protect student privacy.

Note: The number of students tested includes all students who participated in the test whether they received a score or not; however, the number of students tested is not the number that was used to calculate the achievement level percentages. The achievement level percentages are calculated using only students who received scores.

**CAASPP Test Results in Science for All Students
Grades Five, Eight, and Ten
Percentage of Students Meeting or Exceeding the State Standard**

Subject	School 2017-18	School 2018-19	District 2017-18	District 2018-19	State 2017-18	State 2018-19
Science (grades 5, 8 and high school)	N/A	N/A	N/A	N/A	N/A	N/A

Note: Cells with N/A values do not require data.

Note: This is a placeholder for the California Science Test (CAST) which was administered operationally during the 2018-19 school year. However, these data are not available for inclusion in the 2018-19 SARC posting due February 1, 2020. These data will be included in the 2019-20 SARC posting due February 1, 2021.

State Priority: Other Pupil Outcomes

The SARC provides the following information relevant to the State priority: Other Pupil Outcomes (Priority 8):

- Pupil outcomes in the subject areas of physical education.

California Physical Fitness Test Results (School Year 2018-19)

Grade Level	Percentage of Students Meeting Four of Six Fitness Standards	Percentage of Students Meeting Five of Six Fitness Standards	Percentage of Students Meeting Six of Six Fitness Standards
5			

Note: Percentages are not calculated and double dashes (--) appear in the table when the number of students tested is ten or less, either because the number of students in this category is too small for statistical accuracy or to protect student privacy.

C. Engagement

State Priority: Parental Involvement

The SARC provides the following information relevant to the State priority: Parental Involvement (Priority 3):

- Efforts the school district makes to seek parent input in making decisions for the school district and each school site.

Opportunities for Parental Involvement (School Year 2019-20)

Staff at Community Day believe that parent involvement is critical to student success. Our school offers an open-door policy to its parents.

Parents are welcome to attend their student’s classes or take school tours. A visitor’s pass and a class schedule can be obtained at the Alternative Education office. Interested parents may contact Maria Reyes, Dean of Students, at (530) 826-3331 or mreyes@hudschools.org for more information about ways of getting involved in the school’s programs.

State Priority: School Climate

The SARC provides the following information relevant to the State priority: School Climate (Priority 6):

- Pupil suspension rates;
- Pupil expulsion rates; and
- Other local measures on the sense of safety.

Suspensions and Expulsions

Rate	School 2016-17	School 2017-18	School 2018-19	District 2016-17	District 2017-18	District 2018-19	State 2016-17	State 2017-18	State 2018-19
Suspensions				6.7	4.5	3.5	3.6	3.5	3.5
Expulsions				0.0	0.0	0.0	0.1	0.1	0.1

School Safety Plan (School Year 2019-20)

The HUSD and HHS School Safety Plan of Emergency Operations was adopted by the HUSD School Board on April 14, 2014. CDS Faculty participated in the development of the plan and items are regularly reviewed. Our district Safety Coordinator regularly provides timely and necessary in-service training for the purpose of prevention, compliance, and, importantly, awareness of issues that may affect our students, staff, and school culture. Our District, in the past, has employed a part-time school resource officer who worked closely with local law enforcement, although budget concerns have caused the SRO program to be temporarily discontinued. Our district and school safety coordinator keeps us well informed of new safety policies and procedures. Our school staff is provided with regular safety training on a variety of topics germane to Community Day School.

D. Other SARC Information

The information in this section is required to be in the SARC but is not included in the state priorities for LCFF.

Average Class Size and Class Size Distribution (Elementary)

Grade Level	2016-17	2016-17	2016-17	2016-17	2017-18	2017-18	2017-18	2017-18	2018-19	2018-19	2018-19	2018-19
	Average Class Size	# of Classes* 1-20	# of Classes* 21-32	# of Classes* 33+	Average Class Size	# of Classes* 1-20	# of Classes* 21-32	# of Classes* 33+	Average Class Size	# of Classes* 1-20	# of Classes* 21-32	# of Classes* 33+
Other**												

*Number of classes indicates how many classes fall into each size category (a range of total students per class).

** "Other" category is for multi-grade level classes.

Ratio of Academic Counselors to Pupils (School Year 2018-19)

Title	Ratio
Academic Counselors*	.0

*One Full Time Equivalent (FTE) equals one staff member working full time; one FTE could also represent two staff members who each work 50 percent of full time.

Student Support Services Staff (School Year 2018-19)

Title	Number of FTE* Assigned to School
Counselor (Academic, Social/Behavioral or Career Development)	
Library Media Teacher (Librarian)	
Library Media Services Staff (Paraprofessional)	

Title	Number of FTE* Assigned to School
Psychologist	
Social Worker	
Speech/Language/Hearing Specialist	
Resource Specialist (non-teaching)	

*One Full Time Equivalent (FTE) equals one staff member working full time; one FTE could also represent two staff members who each work 50 percent of full time.

Expenditures Per Pupil and School Site Teacher Salaries (Fiscal Year 2017-18)

Level	Total Expenditures Per Pupil	Expenditures Per Pupil (Restricted)	Expenditures Per Pupil (Unrestricted)	Average Teacher Salary
School Site	0		0	0
District	N/A	N/A	0	0
Percent Difference - School Site and District	N/A	N/A	432.4	8.9
State	N/A	N/A	0	0
Percent Difference - School Site and State	N/A	N/A	495.8	14.6

Note: Cells with N/A values do not require data.

The California Department of Education issued guidance to LEAs on August 1, 2018, regarding how to calculate school-level per-pupil expenditures that will be reported on 2018-19 report cards.

Types of Services Funded (Fiscal Year 2018-19)

Hamilton Unified, in partnership with Glenn COE, offers a complete list of educational services for our community. Categorical programs provided by the District include: Title I, Title III, Response to Instruction in Reading, extended day for at-risk students, high school tutorial, summer school, and California High School Exit Examination (CAHSEE) prep.

Glenn County programs include a complete range of Special Education programs that include speech and language services, resource specialist, and a special day class. Additionally through Glenn COE, Hamilton Elementary was chosen as a site for an after-school program through the 21st Century Grant. Migrant Education and First Five funding also contribute to our school resources and programs.

On the Hamilton High campus, the district operates a State Preschool and an Adult School.

Glenn County Office of Education and Human Resource Agency also have two other programs on our campus. Through their Department of Child and Family Services, they have a Statelicensed Preschool and a Family Resource Center.

Teacher and Administrative Salaries (Fiscal Year 2017-18)

Category	District Amount	State Average For Districts In Same Category
Beginning Teacher Salary	\$40,565	\$43,574
Mid-Range Teacher Salary	\$65,829	\$63,243
Highest Teacher Salary	\$85,894	\$86,896
Average Principal Salary (Elementary)	\$113,306	\$103,506

Category	District Amount	State Average For Districts In Same Category
Average Principal Salary (Middle)	\$0	\$108,961
Average Principal Salary (High)	\$121,400	\$108,954
Superintendent Salary	\$135,923	\$136,125
Percent of Budget for Teacher Salaries	33%	30%
Percent of Budget for Administrative Salaries	9%	6%

For detailed information on salaries, see the CDE Certificated Salaries & Benefits web page at <https://www.cde.ca.gov/ds/fd/csf/>.

Professional Development (Most Recent Three Years)

Measure	2017-18	2018-19	2019-20
Number of school days dedicated to Staff Development and Continuous Improvement			

The Hamilton Unified School District has negotiated and calendared Professional Learning Communities once a week for teacher collaboration that focuses on student achievement. Focus areas for staff development for 2013-2014 are Safety, Aeries Analytics, EDI, Common Core State Standards- specifically Integrated Math implementation, and Structured English immersion. These areas of professional development were selected based on the needs of our students, particularly the structured English immersion trainings which are aimed at improving access to our educational programs for all students. EDI (Explicit Direct Instruction)- now the Common Core Cadre- are ongoing trainings for all teachers in our district for the purpose of ensuring a common educational practice in the HUSD classrooms kindergarten through 12th grade. The high school has teacher-coaches to assist in this process through individual meetings and trainings, but also with in-class observation and coaching. Continued training is provided for the implementation of data analysis and data analysis programs with the intent of improving the teachers use of data to inform and improve instruction to help our students achieve academically.

**Hamilton High School
School Site Council
Agenda
November 12/10/19
HHS Library- 3:30pm**

- I. Call to Order: (time)_____
- II. Approve agenda:_____
- III. Approve Minutes of Previous Meeting

Public Comment: Public invite of items not listed/Public Comment:

This is the time for members of the audience to present items not on the Agenda. Comments should be limited to a maximum of three (3) minutes duration. The SSC is prohibited by California state law from taking any action on any item presented if it is not listed on the Agenda.

- IV. Non-Agenda Items:
 - 1.
 - 2.
 - 3.
- V. **Items:**
 - 1. Single Plan for Student Achievement
 - 2. School Safety Plan
 - a.
- VI. Other/Announcements
- VII. Adjourn

**Hamilton High School
School Site Council
Minutes
December 10, 2019
HHS Library- 3:30pm**

- I. Call to Order: (time) 3:40pm
- II. Approve agenda: 1st: **Martin**, 2nd: **Sturdivant**
- III. Approve Minutes of Previous Meeting: 1st **Rios**, 2nd: **Giovanni Martinez**

Public Comment: Public invite of items not listed/Public Comment:

This is the time for members of the audience to present items not on the Agenda. Comments should be limited to a maximum of three (3) minutes duration. The SSC is prohibited by California state law from taking any action on any item presented if it is not listed on the Agenda.

- IV. Non-Agenda Items:
 1. LCAP: **Maria Reyes did a quick review. Maria also explained what the Cabinet meeting is and who is involved.**

- V. Items:
 1. Goals: **About the middle of January, goals should be modified.**
 2. School Safety Plan: **New plan once it is done will go to board for review and approval after it is complete.**

- V. Other/Announcements:
 - a. **WASC will be happening next year, starting some preparation.**
 - b. **Giving Tree, there are still tags available for anyone who wants to help out a family.**
 - c. **Industry Tour: Andy talked about how it went and the students who attended. They all had a good time and it was very informative.**
 - d. **Ham Fest is Tuesday (12/17/19), for all students and staff, to kick off the winter break.**
 - e. **Livestock Parent Meeting went well. There were 62 parents. Kids are excited to start.**
 - f. **Freshman Orientation will be January 28th for next year's freshman.**
 - g. **Open registration for student to choose classes for next year will start Feb 10th.**

- VI. Adjourn: **4:07pm**
Next Meeting: January 21st, 2020 @3:30pm in the library.

Hamilton Elementary School's Safe School Action Plan

Goal 1: All students are safe and secure while at school, when traveling to and from school, And when traveling to and from school related activities.

Objective 1: Hamilton Elementary School shall have visible law enforcement, staff and parental presence.

Action Step	Resources	Validation Criteria	Parties Responsible	Start Date	End Date
Hamilton Elementary School administration will encourage local law enforcement, staff members, and parents to be visible at all times during which students are en route to and from school especially during drop off and pick up times	Law Enforcement; CHP; Staff; Parents	Visible presence	Site Administration; Law Enforcement.	At implementation of plan	On-going
Hamilton Elementary School shall conduct two regular safety meetings and include invitations to local law enforcement, fire dept., parents, community agencies and district officials.	School and District Administration;	Minutes of Meetings, Agendas	School and District Administration	**	**
Hamilton Elementary School shall implement board policies and procedures to secure the school site during and after school hours.	Board of Education Board Policies; Law Enforcement, Fire Dept.	Daily Monitoring	Site Administration; Plant Manager; District Maintenance Staff	**	**
Hamilton Elementary School shall work closely with local law enforcement, fire department and district administration in responding to potential community threats to the safety of students, staff and parents.	Law Enforcement; Fire Dept.; District Administration	Evaluation of Individual Situation Responses	Site Administration; Sherriff, Fire Department	**	**
Explore the possibility of a District anonymous "Tip Line"	School and District Administration;				

Hamilton Unified School District

Objective 3: Hamilton Elementary Staff will be continuously trained on safety protocols and procedures.

Action Step	Resources	Validation Criteria	Parties Responsible	Start Date	End Date
Hamilton Elementary School's administration will provide strategies to obtain "muscle memory" on safety procedures once a month at staff meetings.	Site Administration; Counselors; Staff; Law Enforcement; Fire Dept.	Agendas/Strategies Taught	School Staff	At implementation of plan	On-going
Hamilton Elementary School Staff will practice "What If?" Scenarios at Monthly Staff Meetings.	Site Administration; Counselors; Staff; Law Enforcement; Fire Dept.	Agendas/Strategies Taught	School Staff	At implementation of plan	On-Going
Hamilton Elementary School will periodically complete the Safe School Self-Assessment in order to practice safety protocols and procedures.	School Administration; Safe School Self-Assessment Form	Safe School Self-Assessment Form	Administration; School Staff	**	**
Hamilton Elementary School will notify community and staff when student or school safety is a concern in accordance with HIPPA, and other privacy rules and regulations in coordination with Law Enforcement.		Written communications	Superintendent; Law Enforcement; Fire Dept.	**	**

Hamilton Unified School District

Goal 2: All students and staff members are provided a safe teaching and learning environment.

Objective 1: Hamilton Elementary School has effective strategies to intervene at the earliest possible point when students exhibit anti-social behavior.

Action Step	Resources	Validation Criteria	Parties Responsible	Start Date	End Date
Hamilton Elementary School shall provide to parents/guardians information of agencies that can provide counseling services.		Completed Directory	Counselors; Administrations	At implementation of plan	On-going
Hamilton Elementary School shall provide to staff identified effective research-based strategies that address anti-social behavior in grades K-8.		Completed Material; Documentation	Site Administration; Counselors
Hamilton Elementary School shall encourage staff to attend workshops/conferences on identifying academic risk factors and applying effective strategies in dealing with anti-social behavior in schools.		Staff attending workshops	Site Administration; Staff
Hamilton Elementary School's staff shall work with parents in identifying maladaptive behaviors and developing strategies to address these behaviors.		Number of parent conferences
Hamilton Elementary School shall hold regularly scheduled "Student Study Team (SST) Meetings."		SST Agendas and minutes	Site Administration; Counselors; School Psychologist		..
Students with maladaptive behaviors shall be placed on the agenda. The team may include a psychologist, administrator, teacher(s), and a counselor. (A member of the Special Education Department, the student, and parent will be encouraged to attend.)					..

Hamilton Unified School District


Objective 2: Hamilton Elementary School sets a standard for adults and students to interact with each other in a caring, supportive manner.

Action Step	Resources	Validation Criteria	Parties Responsible	Start Date	End Date
Hamilton Elementary School shall develop strategies to encourage parents/guardians to be proactively involved in the education of their children.	District sponsored parenting classes; Parent Newsletter Website; Site Council Meetings	Strategies implemented	Site Administration; Faculty; Counselor; Site Council	At implementation of plan	On-going
Hamilton Elementary School shall encourage parents to volunteer for school-related activities.	Booster Clubs; Parent Volunteer List	Extent of Parent Involvement and Volunteers	Site Administration and Staff; Site council	"	"
Hamilton Elementary School shall encourage all parents to participate on its School Site Council, and the District Advisory Committees (HULC).	Superintendent, School Site Council; Site Administration;	Amount of Parent Participation	District/Site Administration; HULC	"	"
Hamilton Elementary School teachers and counselors shall notify parents/guardians when a student begins to exhibit academic or social problems.	Staff, Counselors, and Administration	Faculty Logs; AERIES documentation	Faculty; Counselors; Administrators	"	"
Hamilton Elementary School shall provide to students, staff, and parents skills to solve problems and resolve conflicts.	GCOE, Crisis phone line, counselors	Documentation of participation in available services	Site Administration and Counselors	"	"
Hamilton Elementary School's staff shall promptly return phone calls to parents, students and community leaders.	Existing Communication system	Records of registered complaints	Faculty; Staff; Counselors; Site Administrators	"	"
Hamilton Elementary School shall hold annual events that bring students, parents and staff members together in a positive environment	Parent Nights; Assemblies; parent/teacher conference	Back-to School; Open House; Assemblies	Site Administration; Site Council	"	Annual Review

Hamilton Unified School District

**Hamilton Elementary School
Safety Plan Signature Page**

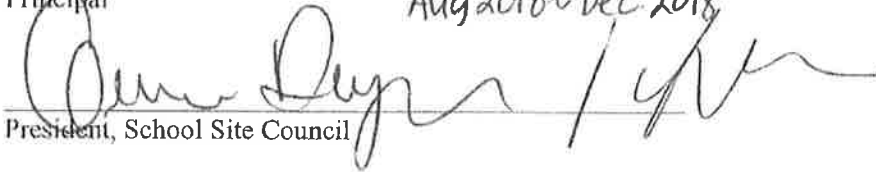
The undersigned members of the Hamilton Elementary School Safety Planning Committee certify that the requirements for the SB 187 Safety Plan have been met.



Principal


AUG 2018 ~ DEC 2018

DEC 2018 ~ present.



President, School Site Council

3/25/19



Law Enforcement Representative



Fire Department

Hamilton Unified School District
Hamilton Unified School District
Safe Schools Committee
Hamilton Elementary School's Safe School Action Plan



Goal #1
All students are safe and secure while at school, when traveling, to and from school and when traveling to and from school related activities.



Goal #2
All students and staff members are provided a safe teaching and learning environment.

Note: Action steps must be reviewed and updated annually and reported to school board at February board meeting.
Updated and reported to school board:

Hamilton High Sports Booster Minutes

December 2, 2019

Meeting called to order at 6:05.

Present: Jamie Moore, Kylee Paulos, Sandy Strong, Todd Deitz, April Hine, Hector Gonzalez, Cristina Rios, Heidi Powell and Sharon Avrit.

Minutes were read. Hector made a motion to approve minutes as read and Cristina seconded. Motion passed.

We did not have a treasurer's report tonight.

New Business:

- 1. Coaches' Needs:** April stated wrestling might need money to help pay for tournaments. This is something Boosters doesn't usually help with each sport has fundraisers to help with this kind of expense. She was looking into some fundraisers for the team. Todd Deitz said he was still looking at quotes for softball uniforms but hadn't heard back from North State yet. He will have them ready for next meeting.
- 2. Future Fundraisers:** If anyone has any ideas or new fundraisers please let us know. We will not be doing the trap shoot this year.

Old Business:

- 1. Fall Sports Banquet:** The banquet was on Tuesday November 19, and it went well. We again had plenty of food and the gym was packed. Thank you to all those who helped with this night.
- 2. Merchandise:** We look good on merchandise. April brought up that maybe we sell stickers. Sharon said instead of boosters selling those wrestling could do it for a fundraiser.
- 3. Board Nominations:** We will have nominations and voting next meeting.

Next meeting will be January 13, 2019 at 6pm. Meeting was adjourned at 6:25.

Vendor/Addr	Remit name	Date	Description	Tax ID num	Deposit type	Fd Res	Y	Goal	Func	Obj	Sit	BQR	DD	T9MPS	EE	ES	E-Term	E-ExtRef
Req Reference															Liq Amt			Net Amount

001075/00	AT&T																		
	PO-000403	11/12/2019	OCT 13881731		1	01-0000-0-0000-2700-5990-000-0000-0000	NN	P							0.00			112.68	
	PO-000403	11/12/2019	NOV 13883175		1	01-0000-0-0000-2700-5990-000-0000-0000	NN	P							0.00			41.73	
																		154.41	

TOTAL PAYMENT AMOUNT 154.41 *
 000444/00 BARCO PRODUCTS 842.03
 200289 PO-020368 12/04/2019 #BP200001026 842.03 *
 TOTAL PAYMENT AMOUNT 842.03
 TOTAL USE TAX AMOUNT 61.05

002069/00 BUSTOS MEDIA LLC *****3253
 200231 PO-020312 11/30/2019 19110070-ADULT ED ADS 1 11-6391-0-4110-1000-5890-000-0000-0000 NY F 1,052.00
 TOTAL PAYMENT AMOUNT 1,052.00
 TOTAL USE TAX AMOUNT 1,052.00

000053/00 CALIFORNIA WATER SERVICE CO
 PO-000422 11/26/2019 DEC 314117777 0.00
 PO-000422 11/26/2019 DEC 414117777 0.00
 PO-000422 11/22/2019 DEC 631417777 382.87
 PO-000422 11/22/2019 DEC 0669843652 1,329.54
 PO-000422 11/22/2019 DEC 4328876467 88.85
 PO-000422 11/22/2019 DEC 731417777 866.02
 PO-000422 11/22/2019 DEC 362417777 12.33
 TOTAL PAYMENT AMOUNT 2,782.87

001072/00 CORNING FORD
 PV-000066 11/21/2019 184417;TRANSIT VAN REPAIRS 01-8150-0-0000-8100-5630-000-0000-0000 NN 590.29
 TOTAL PAYMENT AMOUNT 590.29

001470/00 CRIS OSEGUERA
 PV-000065 11/21/2019 MILEAGE; JULY 1-NOV 25 2019 01-0000-0-0000-2700-5200-100-006-00000 NN 801.00
 PV-000065 11/21/2019 MILEAGE; JULY 1-NOV 25 2019 01-0000-0-0000-2700-5200-000-000-00000 NN 84.10
 TOTAL PAYMENT AMOUNT 885.10 *

Vendor/Addr	Remit name	Reg Reference	Date	Description	Tax ID num	Deposit type	Fd Res	Y	Goal	Func	Obj	ABA num	Account num	Sit	Bdr	DD	TRMPS	EE	ES	E-Term	E-ExtRef	
																		Liq	Amt		Net	Amount

001042/00	EDUCATIONAL FACILITIES PROGRAM	*****7395																				
200118	PO-020219	12/04/2019	NOV/DEC 2018 BOND; INV#4			2	21	0000	0	0000	8500	5890	000	0000	0000	0000	NY	P			3,080.00	3,080.00
			TOTAL PAYMENT AMOUNT																			3,080.00

000428/00	FORTUNA UNIFIED SCHOOL DISTRICT																					
200223	PO-020302	12/05/2019	NEW PROF INSTITUTE			1	01	7010	0	3800	1000	5200	000	0000	0000	0000	NN	F			125.00	125.00
			TOTAL PAYMENT AMOUNT																			125.00

001023/00	FP MAILING SOLUTIONS																					
200291	PO-020370	11/15/2019	RI104272950-LABELS			1	01	0000	0	0000	2700	5990	000	0000	0000	0000	NN	F			94.38	110.16
			TOTAL PAYMENT AMOUNT																			110.16

000209/00	GOLD STAR FOODS																					
	PO-000415	10/11/2019	2885095-AUG BOX FEES			3	13	5310	0	0000	3700	5890	000	0000	0000	0000	NN	P			0.00	34.20
	PO-000415	11/18/2019	2926395			2	13	5310	0	0000	3700	4700	000	0000	0000	0000	NN	P			0.00	1,735.11
	PO-000415	11/18/2019	2926440			2	13	5310	0	0000	3700	4700	000	0000	0000	0000	NN	P			0.00	822.12
	PO-000415	11/18/2019	2926440			4	13	5320	0	0000	3700	4700	000	0000	049	000000	NN	P			0.00	109.59
			TOTAL PAYMENT AMOUNT																			2,701.02

000114/00	HAMILTON UNIFIED REVOLVING FND																					
	PV-000067	11/21/2019	CK#1655 12/10 BASKETBALL OFFL			1	01	0000	0	1110	1000	5890	100	006	000000	NN					32.00	32.00
	PV-000067	11/21/2019	CK#1656 12/10 BASKETBALL OFFL			1	01	0000	0	1110	1000	5890	100	006	000000	NN					37.00	37.00
	PV-000067	11/21/2019	CK#1657 12/11 BASKETBALL OFFL			1	01	0000	0	1110	1000	5890	100	006	000000	NN					32.00	32.00
	PV-000067	11/21/2019	CK#1658 12/11 BASKETBALL OFFL			1	01	0000	0	1110	1000	5890	100	006	000000	NN					37.00	37.00
			TOTAL PAYMENT AMOUNT																			138.00

000072/00	HILLYARD INC																					
	PO-000412	11/13/2019	700403132			1	01	8150	0	0000	8100	4300	000	0000	0000	0000	NN	P			0.00	45.01
	PO-000412	11/13/2019	700403131			1	01	8150	0	0000	8100	4300	000	0000	0000	0000	NN	P			0.00	90.09
	PO-000412	11/20/2019	603667109			1	01	8150	0	0000	8100	4300	000	0000	0000	0000	NN	P			0.00	381.91
	PO-000412	11/20/2019	603667108			1	01	8150	0	0000	8100	4300	000	0000	0000	0000	NN	P			0.00	859.00
			TOTAL PAYMENT AMOUNT																			1,376.01

Vendor/Addr	Remit name	Req Reference	Date	Description	Tax ID num	Deposit type	ABA num	Account num	EE	ES	E-Term	E-ExtRef			
001414/00	HOLDREGE & KULL				Fg Res	Y	Goal	Func	Obj	Sit	Bdr	DD	Trmps	Liq Amt	Net Amount

*****8331
 PO-019397 11/26/2019 14607-EXPANSION
 TOTAL PAYMENT AMOUNT 2 21-0000-0-0000-8500-000-0000-0000-000000 NY P 12,940.58 12,940.58

001005/00 JEREMY FOWELL
 PV-000064 11/13/2019 ACSA CONF MEALS; 20-255
 TOTAL PAYMENT AMOUNT 01-0000-0-0000-7150-5200-000-0000-000000 NN 45.81 45.81

000973/00 JIVE COMMUNICATIONS INC *****3048
 PO-000442 12/01/2019 DEC 2019; IN6000496651
 TOTAL PAYMENT AMOUNT 1 01-0000-0-0000-2700-5990-000-0000-000000 NN P 1,771.69 1,771.69

000349/00 LARKIN AUTO ELECTRIC *****8031
 PO-000401 11/15/2019 2066-2014 FORD F250
 PO-000401 11/15/2019 2063-2015 GMC SIERRA
 TOTAL PAYMENT AMOUNT 1 01-8150-0-0000-8100-5630-000-0000-000000 NY P 214.86
 1 01-8150-0-0000-8100-5630-000-0000-000000 NY P 207.31
 TOTAL PAYMENT AMOUNT 422.17 422.17

001388/00 LARRY'S PEST & WEED CONTROL *****3612
 PO-000440 09/08/2019 SEPT ALL SITES;W11498
 PO-000440 10/08/2019 OCT ALL SITES;W11602
 PO-000440 11/07/2019 NOV ALL SITES;W11709
 TOTAL PAYMENT AMOUNT 1 01-0000-0-0000-8100-5590-000-0000-000000 NY P 540.00
 1 01-0000-0-0000-8100-5590-000-0000-000000 NY P 540.00
 TOTAL PAYMENT AMOUNT 1,620.00 1,620.00

000592/00 MISSION UNIFORM & LINEN
 PO-000405 11/14/2019 5111821151
 PO-000405 11/14/2019 5111821150
 PO-000405 11/28/2019 511281172
 PO-000405 11/28/2019 511281173
 TOTAL PAYMENT AMOUNT 1 13-5310-0-0000-3700-4300-000-0000-000000 NN P 69.24
 1 13-5310-0-0000-3700-4300-000-0000-000000 NN P 0.00
 1 13-5310-0-0000-3700-4300-000-0000-000000 NN P 42.68
 1 13-5310-0-0000-3700-4300-000-0000-000000 NN P 0.00
 TOTAL PAYMENT AMOUNT 223.84 223.84

000524/00 MJB WELDING SUPPLY
 200142 PO-020205 11/15/2019 01273128
 TOTAL PAYMENT AMOUNT 1 01-0350-0-6000-1000-4300-000-053-000000 NN P 178.89
 178.89

Vendor/Addr	Remit name	Date	Description	Tax ID num	Deposit type	Fd Res	Y	Goal	Func	Obj	Sit	BDR	DD	T9MPS	EE	ES	E-Term	E-ExtRef
Req Reference															Liq Amt	Net		Amount

000864/00	MONOPRICE																		
200046	PO-020134	11/21/2019	CLOSE BAL; EXT \$300 12/4		1	01-9150-0-0000-2420-4300-000-000-00000	NN	C							0.00	0.00		0.00	
200298	PO-020379	11/18/2019	19490543-WIRELESS SPEAKER BM		1	01-0801-0-1110-1000-4300-000-514-00000	NN	F							75.07	69.17		69.17	
			TOTAL PAYMENT AMOUNT												69.17 *				69.17

000309/00	OFFICE DEPOT INC																		
200085	PO-020100	11/19/2019	405159107001		1	01-0000-0-0000-2700-4300-000-000-00000	NN	P							70.85	70.85		70.85	
200085	PO-020225	11/14/2019	403094157001		1	01-0000-0-1110-1000-4300-800-000-00000	NN	P							83.02	83.02		83.02	
200294	PO-020225	11/17/2019	403095748001		1	01-0000-0-1110-1000-4300-800-000-00000	NN	P							11.79	11.79		11.79	
200294	PO-020373	11/15/2019	403684853001		2	01-0000-0-1110-1000-4300-100-000-00000	NN	F							15.68	14.29		14.29	
200294	PO-020373	11/15/2019	403684853001		1	01-0801-0-1110-1000-4300-000-508-00000	NN	P							64.81	64.81		64.81	
200294	PO-020373	11/18/2019	403684771001		1	01-0801-0-1110-1000-4300-000-508-00000	NN	P							107.24	107.24		107.24	
200294	PO-020373	11/18/2019	403684854001		1	01-0801-0-1110-1000-4300-000-508-00000	NN	F							8.25	9.64		9.64	
200281	PO-020383	11/20/2019	405381629001		1	01-1100-0-3200-1000-4300-000-000-00000	NN	F							26.73	26.73		26.73	
200235	PO-020384	11/20/2019	405390006001		1	01-0000-0-1110-2420-4300-800-026-00000	NN	P							30.91	30.91		30.91	
200235	PO-020384	11/20/2019	405428309001		1	01-0000-0-1110-2420-4300-800-026-00000	NN	F							12.86	12.86		12.86	
			TOTAL PAYMENT AMOUNT												432.14 *				432.14

000027/00	ORLAND HARDWARE																		
PO-000417		11/06/2019	415749		1	01-8150-0-0000-8100-4300-000-000-00000	NN	P							0.00	0.00		98.76	
			TOTAL PAYMENT AMOUNT												98.76 *				98.76

001407/00	PARAMEX SCREENING SERVICE																		
PO-000431		11/23/2019	CORE0010373		1	01-0000-0-0000-3600-5890-000-000-00000	NY	P							0.00	0.00		89.00	
200285	PO-020377	11/15/2019	ANNUAL DOT MEMBERSHIP		1	01-0000-0-0000-3600-5890-000-000-00000	NY	F							189.00	189.00		189.00	
			TOTAL PAYMENT AMOUNT												278.00 *				278.00

000084/00	PG&E																		
PO-000416		11/21/2019	NOV HS 9921774729-6		1	01-0000-0-0000-8100-5590-000-000-00000	NN	P							0.00	0.00		8,641.07	
			TOTAL PAYMENT AMOUNT												8,641.07 *				8,641.07

000763/00	PROPACIFIC FRESH																		
PO-000407		11/11/2019	6746641		1	13-5310-0-0000-3700-4700-000-000-00000	NN	P							0.00	0.00		513.68	
PO-000407		11/11/2019	6747170		1	13-5310-0-0000-3700-4700-000-000-00000	NN	P							0.00	0.00		470.77	
PO-000407		11/11/2019	6746797		3	13-5320-0-0000-3700-4700-000-049-00000	NN	P							0.00	0.00		203.69	
PO-000407		11/18/2019	6748787		1	13-5310-0-0000-3700-4700-000-000-00000	NN	P							0.00	0.00		777.62	

Vendor/Addr	Remit name	Description	Tax ID num	Deposit type	Fd Res	Y	Goal	Func	Obj	ABA num	Account num	Sit	BdR	DD	T9MPS	EE	ES	E-Term	E-ExtRef	
Req Reference	Date															Liq Amt	Net Amount			
000763	(CONTINUED)																			
PO-000407	11/18/2019	6748742		13-5310-0-0000-3700-4700-000-000-00000	NN	P										0.00			657.22	
PO-000407	11/18/2019	6748742		13-5310-0-0000-3700-4300-000-000-00000	NN	P										0.00			64.68	
PO-000407	11/18/2019	6748787		13-5320-0-0000-3700-4700-000-049-00000	NN	P										0.00			210.87	
PO-000407	12/02/2019	6751769		13-5310-0-0000-3700-4700-000-000-00000	NN	P										0.00			600.38	
PO-000407	12/02/2019	6751775		13-5310-0-0000-3700-4700-000-000-00000	NN	P										0.00			787.45	
PO-000407	12/02/2019	6751775		13-5310-0-0000-3700-4300-000-000-00000	NN	P										0.00			64.54	
PO-000407	12/02/2019	6751775		13-5320-0-0000-3700-4700-000-049-00000	NN	P										0.00			249.62	
				TOTAL PAYMENT AMOUNT												4,600.52 *			4,600.52	

000134/00	QUILL CORPORATION																			
200300	PO-020385	11/19/2019	2789568	1	01-0000-0-1110-2420-4300-800-026-00000	NN	P									44.21			44.21	
				TOTAL PAYMENT AMOUNT												44.21 *			44.21	

001510/00	RAY MORGAN COMPANY																			
PO-000413	11/20/2019	DEC DIST 2767882		1	01-0000-0-0000-2700-5620-000-000-00000	NN	P									0.00			529.83	
PO-000413	11/20/2019	DEC HS 2767882		2	01-0000-0-1110-1000-5620-100-000-00000	NN	P									0.00			1,371.09	
PO-000413	11/20/2019	DEC ELEM 2767882		3	01-0000-0-1110-1000-5620-800-000-00000	NN	P									0.00			1,838.23	
PO-000413	11/20/2019	DEC ELLAB 2767882		4	01-0000-0-3200-1000-5620-000-000-00000	NN	P									0.00			193.31	
PO-000413	11/20/2019	DEC ADULT ED 2767882		5	11-6391-0-4110-1000-5620-000-000-00000	NN	P									0.00			149.20	
PO-000413	11/20/2019	DEC PRESCH 2767882		6	12-6105-0-1110-1000-5620-000-000-00000	NN	P									0.00			193.30	
				TOTAL PAYMENT AMOUNT												4,274.96 *			4,274.96	

000185/00	SAVE MART SUPERMARKETS																			
200293	PO-020372	11/18/2019	TRD-4237 92625	1	01-1100-0-3200-1000-4300-000-000-00000	NN	F									75.00			81.18	
				TOTAL PAYMENT AMOUNT												81.18 *			81.18	

002012/00	SMART FOODSERVICE																			
PO-000438	11/01/2019	NOV ACCT#565054-38126 & 47806		1	13-5310-0-0000-3700-4300-000-000-00000	NN	P									0.00			21.85	
PO-000438	11/01/2019	NOV ACCT#565054-38126 & 47806		2	13-5310-0-0000-3700-4700-000-000-00000	NN	P									0.00			179.88	
PO-000438	11/01/2019	NOV ACCT#565054-38126 & 47806		4	13-5320-0-0000-3700-4700-000-049-00000	NN	P									0.00			14.49	
				TOTAL PAYMENT AMOUNT												216.22 *			216.22	

Vendor/Addr Req Reference	Remit name Date	Description	Tax ID num	Deposit type Fd Res	ABA num Y Goal	Account num Func Obj	Account num Sit Bdr DD	T9MFS	EE ES Liq Amt	E-ExtRef Net Amount
000138/00	SPORTSMAN'S DEN									
200296	PO-020375	12/03/2019 11392-SOCCER SUPPLIES		1	01-0000-0-1110-1000-4300-100-006-00000	NN F		379.56	379.56	379.56
TOTAL PAYMENT AMOUNT 379.56 *										
001184/00	TEHAMA COUNTY DEPT OF ED									
200179	PO-020248	10/09/2019 INV20-00249		1	01-0000-0-0000-7300-5200-000-000-00000	NN F		140.00	140.00	140.00
TOTAL PAYMENT AMOUNT 140.00 *										
000485/00	VOLTAGE SPECIALISTS									
*****5558										
200292	PO-020371	11/01/2019 13716-ELEM & ELIA FIRE SERV		1	01-8150-0-0000-8100-5890-000-000-00000	NY F		656.00	656.00	656.00
TOTAL PAYMENT AMOUNT 656.00 *										
000377/00	WASTE MANAGEMENT									
PO-000402	11/01/2019	DEC HS MAINT		1	01-0000-0-0000-8100-5590-000-000-00000	NN P		0.00	0.00	1,061.52
PO-000402	11/01/2019	DEC ELEM MAINT		1	01-0000-0-0000-8100-5590-000-000-00000	NN P		0.00	0.00	204.92
PO-000402	11/01/2019	DEC ELEM CAFE		1	01-0000-0-0000-8100-5590-000-000-00000	NN P		0.00	0.00	265.38
PO-000402	11/01/2019	DEC HS CAFE		1	01-0000-0-0000-8100-5590-000-000-00000	NN P		0.00	0.00	265.38
TOTAL PAYMENT AMOUNT 1,797.20 *										
000743/00	WEST COAST PAPER									
PO-000429	12/02/2019	11512544		1	01-8150-0-0000-8100-4300-000-000-00000	NN P		440.80	0.00	440.80
TOTAL PAYMENT AMOUNT 440.80 *										
000092/00	WOODWIND & BRASSWIND									
CL-000053	11/21/2019	ARINV50989713		01-4128-0-1110-1000-4400-000-000-00000	NN P			596.07	596.07	596.07
CL-000053	11/21/2019	ARINV50982677		01-4128-0-1110-1000-4400-000-000-00000	NN P			670.56	670.56	670.56
CL-000053	11/21/2019	ARINV50982689		01-4128-0-1110-1000-4400-000-000-00000	NN P			668.31	668.31	668.31
TOTAL PAYMENT AMOUNT 1,934.94 *										
TOTAL BATCH PAYMENT 65,684.86 ***										
TOTAL USE TAX AMOUNT 0.00										
TOTAL DISTRICT PAYMENT 65,684.86 ****										
TOTAL USE TAX AMOUNT 61.05										
TOTAL FOR ALL DISTRICTS: 65,684.86 ****										
TOTAL USE TAX AMOUNT 0.00										

Prepared by: *[Signature]* Date: 12/5/19
 Authored by: _____ Date: _____

Number of checks to be printed: 37, not counting voids due to stub overflows.
 Printed: 12/05/2019 16:22:34

012 HAMILTON UNIFIED SCHOOL DIST. J17341
 BATCH 27: JANUARY 22, 2020

ACCOUNTS PAYABLE PRELIST
 BATCH: 0027 BATCH 27: JANUARY 22 2020
 APY500 I.00.16 12/06/19 10:53 PAGE 1
 << Open >>

Vendor/Addr	Remit name	Reg Reference	Date	Description	Tax ID num	Deposit type	Fd Res	Y	Goal	Func	Obj	ABA num	Account num	Sit	BdR	DD	TRMPS	EE	ES	E-Term	E-ExtRef	Liq Amt	Net Amount	
002047/00	DANNIS WOLIVER KELLEY																							
		PO-000423	12/03/2019	DWK OCTOBER 2019 - 3407																				
		PO-000423	12/03/2019	DWK OCTOBER 2019 -3407																				
				TOTAL PAYMENT AMOUNT								6,711.50 *												6,711.50

*****2834
 000584/00 STANDARD
 PO-000408 12/06/2019 DECEMBER 2019
 1 01-0000-0-0000-0000-9573-000-000-000000 NN P 0.00 348.80
 TOTAL PAYMENT AMOUNT 348.80 * 348.80

TOTAL BATCH PAYMENT 7,060.30 *** 0.00 7,060.30
 TOTAL DISTRICT PAYMENT 7,060.30 **** 0.00 7,060.30
 TOTAL FOR ALL DISTRICTS: 7,060.30 ***** 0.00 7,060.30

Number of checks to be printed: 2, not counting voids due to stub overflows.

Prepared By	Date
<i>John T...</i>	12/6/19
Authorized by	Date

Vendor/Addr Remit name
 Req Reference Date Description
 001382 (CONTINUED)

Tax ID num	Deposit type	Fd Res	Y	Goal	Func	Obj	ABA num	Account num	Sit	Bdr	DD	T9MPS	EE	ES	E-Term	E-ExtRef	Liq Amt	Net Amount	
200297	PO-020378	11/01/2019	MAINT DEPT: PARTS 7 SUPP																
200279	PO-020380	11/01/2019	BASKETBALLS; P GARCIA																73.78
200299	PO-020382	11/01/2019	FIELD PAINT																217.10
200303	PO-020389	11/01/2019	MAINT DEPT: BLOWER																465.31
200312	PO-020390	11/01/2019	STUDENT PIZZA DAY																97.10
	PV-000068	12/01/2019	OCT 4246044555628555																166.78
	PV-000068	12/01/2019	OCT 4246044555628555																98.24
	PV-000068	12/01/2019	OCT 4246044555628555																853.84
	PV-000068	12/01/2019	OCT 4246044555628555																14.00
	PV-000068	12/01/2019	OCT 4246044555628555																64.28
			TOTAL PAYMENT AMOUNT																5,978.29
			TOTAL USE TAX AMOUNT																15.75

TOTAL BATCH PAYMENT 29,503.82 ***
 TOTAL USE TAX AMOUNT 0.00

TOTAL DISTRICT PAYMENT 29,503.82 ****
 TOTAL USE TAX AMOUNT 0.00

TOTAL FOR ALL DISTRICTS: 29,503.82 ****
 TOTAL USE TAX AMOUNT 0.00

Number of checks to be printed: 12, not counting voids due to stub overflows.

Printed: 12/11/2019 14:50:15

Approved by: Chris DeBris 12/11/19
 Date: _____
 Authorized by: _____
 Date: _____

Vendor/Addr Remit name	Date	Description	Tax ID num	Deposit type	Fd Res	Y	Goal	Func	Obj	Sit	Bdr	DD	T9MPS	EE	ES	E-Term	E-ExtRef
Req Reference														Liq	Amte	Net	Amount

001075/00	AT&T																	
PO-000403	12/12/2019	DEC 14021985		1	01-0000-0-0000-2700-5990-000-000-000000	NN	P							0.00			41.30	
PO-000403	12/12/2019	DEC 14020541		1	01-0000-0-0000-2700-5990-000-000-000000	NN	P							0.00			112.84	
TOTAL PAYMENT AMOUNT																		
154.14 *																		

002020/00	BENCHMARK EDUCATION COMPANY																	
200107	PO-020190	08/20/2019	377981-7 YR PACKAGE	1	01-0001-0-1110-1000-4200-000-000-000000	NN	F							8,641.33			7,904.33	
TOTAL PAYMENT AMOUNT																		
7,904.33 *																		

000202/00	CELL ENERGY INC																	
200314	PO-020392	12/11/2019	IN0007302	1	01-9150-0-0000-2420-4300-000-000-000000	NN	F							42.88			42.88	
TOTAL PAYMENT AMOUNT																		
42.88 *																		

000764/00	DANIELSON CO																	
CM-000012	12/11/2019	CM#214894		1	13-5310-0-0000-3700-4700-000-000-000000	NN	P							0.00			-16.40	
PO-000425	12/09/2019	214662		1	13-5310-0-0000-3700-4300-000-000-000000	NN	P							0.00			170.15	
PO-000425	12/09/2019	214654		2	13-5310-0-0000-3700-4300-000-000-000000	NN	P							0.00			48.24	
PO-000425	12/09/2019	214654		2	13-5310-0-0000-3700-4700-000-000-000000	NN	P							0.00			1,199.18	
PO-000425	12/09/2019	214652		3	13-5310-0-0000-3700-4700-000-000-000000	NN	P							0.00			1,178.22	
PO-000425	12/09/2019	214665		3	13-5320-0-0000-3700-4300-000-049-000000	NN	P							0.00			10.68	
PO-000425	12/09/2019	214665		4	13-5320-0-0000-3700-4700-000-049-000000	NN	P							0.00			84.83	
TOTAL PAYMENT AMOUNT																		
2,674.90 *																		

000460/00	FLORA FRESH																	
200205	PO-020280	12/04/2019	00905595	1	01-0350-0-6000-1000-4300-000-052-000000	NN	P							800.00			913.77	
TOTAL PAYMENT AMOUNT																		
913.77 *																		

001198/00	FLORAL RESOURCES																	
200221	PO-020300	12/04/2019	00126270	1	01-0350-0-6000-1000-4300-000-052-000000	NN	P							100.55			100.55	
TOTAL PAYMENT AMOUNT																		
100.55 *																		

Vendor/Addr Req Reference	Remit name Date	Description	Tax ID num	Deposit type	Fd Res	Y	Goal	Func	Obj	ABA num	Account num	Sit	Bdr	DD	T9MPS	EE	ES	E-Term	E-ExtRef				
																Lig	Amt	Net	Amount				
000276/00	GAGER DISTRIBUTING INC																						
	PO-000404	12/05/2019	119371	1	13-5310-0-0000-3700-4300-000-0000-0000	NN	P												144.93				
	PO-000404	12/05/2019	119372	1	13-5310-0-0000-3700-4300-000-0000-0000	NN	P												143.54				
					TOTAL PAYMENT AMOUNT																288.47		288.47
000072/00	HILLYARD INC																						
	PO-000412	12/11/2019	603690337	1	01-8150-0-0000-8100-4300-000-0000-0000	NN	P												0.00				
					TOTAL PAYMENT AMOUNT																1,212.41		1,212.41
001259/00	JOHANNA M CLAY																						
					*****1211																		
200004	PO-020104	12/16/2019	98-2ND INV-THRU DEC 31	1	01-0000-0-1110-1000-5890-000-000-000000	NY	P												1,875.00				
					TOTAL PAYMENT AMOUNT																1,875.00		1,875.00
001283/00	JOHN'S TIRE & MUFFLER SERVICE																						
					*****7211																		
	PO-000410	12/12/2019	6624-SMOG FORD F250-0632	1	01-8150-0-0000-8100-5630-000-000-000000	NY	P												0.00				
	PO-000410	12/11/2019	6601-SMOG FORD ECONOLINE 39907	1	01-8150-0-0000-8100-5630-000-000-000000	NY	P												0.00				
	PO-000410	12/22/2019	6604-SMOG CHEVY UPLAND 0649	1	01-8150-0-0000-8100-5630-000-000-000000	NY	P												0.00				
	PO-000410	12/10/2019	6584-SMOG FORD ECONOLINE 3651	1	01-8150-0-0000-8100-5630-000-000-000000	NY	P												0.00				
					TOTAL PAYMENT AMOUNT																163.00		163.00
000349/00	LARKIN AUTO ELECTRIC																						
					*****8031																		
	PO-000401	12/05/2019	2087-VAN#3 REPAIRS	1	01-8150-0-0000-8100-5630-000-000-000000	NY	P												0.00				
					TOTAL PAYMENT AMOUNT																223.90		223.90
000592/00	MISSION UNIFORM & LINEN																						
	PO-000405	12/12/2019	511401015	1	13-5310-0-0000-3700-4300-000-000-000000	NN	P												0.00				
	PO-000405	12/12/2019	511401014	1	13-5310-0-0000-3700-4300-000-000-000000	NN	P												0.00				
					TOTAL PAYMENT AMOUNT																111.92		111.92
000012/00	NAPA AUTO PARTS																						
	PO-000418	12/11/2019	694085	1	01-8150-0-0000-8100-4300-000-000-000000	NN	P												0.00				
	PO-000418	12/11/2019	694088	1	01-8150-0-0000-8100-4300-000-000-000000	NN	P												0.00				
					TOTAL PAYMENT AMOUNT																130.57		130.57

Vendor/Addr Remit name Date Description Tax ID num Deposit type Fd Res Y Goal Func Obj ABA num Account num EE ES E-Term E-ExtRef
 Reg Reference Date Description Fd Res Y Goal Func Obj Sit BGR DD T9MPS Lig Amt Net Amount

001407/00 PARAMEX SCREENING SERVICE *****9882

PO-000431	12/14/2019	CORE0010486	1	01-0000-0-0000-3800-5890-000-000-000000	NY	P				0.00			89.00		89.00
TOTAL PAYMENT AMOUNT															
89.00 *															

000763/00 PROPACIFIC FRESH

PO-000407	12/09/2019	6754486	1	13-5310-0-0000-3700-4700-000-000-000000	NN	P				0.00			488.68		488.68
PO-000407	12/09/2019	6754517	1	13-5310-0-0000-3700-4700-000-000-000000	NN	P				0.00			681.17		681.17
PO-000407	12/09/2019	6754517	3	13-5320-0-0000-3700-4700-000-049-000000	NN	P				0.00			102.92		102.92
TOTAL PAYMENT AMOUNT															
1,272.77 *															

001382/00 U S BANK CORPORATE

200022	PO-020266	12/16/2019	CLOSE BAL; PER KH 12/16	1	01-1100-0-3200-1000-4300-000-000-000000	NN	C						123.86		0.00
TOTAL PAYMENT AMOUNT															
0.00 *															

000092/00 WOODWIND & BRASSWIND

200304	PO-020391	12/17/2019	ARINV51507672	1	01-0000-0-1110-1000-4300-000-013-000000	NN	F						190.05		190.05
TOTAL PAYMENT AMOUNT															
190.05 *															

000092/00 WOODWIND & BRASSWIND

TOTAL BATCH PAYMENT														
17,347.66 ***														

000092/00 WOODWIND & BRASSWIND

TOTAL DISTRICT PAYMENT														
17,347.66 ****														

000092/00 WOODWIND & BRASSWIND

TOTAL FOR ALL DISTRICTS:														
17,347.66 ****														

Number of checks to be printed: 16, not counting voids due to stub overflows.
 Number of zero dollar checks: 1, will be skipped.

Printed: 12/18/2019 16:36:20

Prepared by	Date
<i>Chris Sobiech</i>	12/18/19
Authorized by	Date

012 HAMILTON UNIFIED SCHOOL DIST. J18087
 BATCH 30: JANUARY 22, 2020

ACCOUNTS PAYABLE PRELIST
 BATCH: 0030 BATCH 30: JANUARY 22, 2020
 APY500 L.00.16 12/19/19 10:52 PAGE 1

<< Open >>

Vendor/Addr	Remit name	Req Reference	Date	Description	Tax ID num	Deposit type	Fd Res	Y	Goal	Func	Obj	ABA num	Account num	Sit	Bdr	DD	T9MPS	EE	ES	E-Term	E-ExtRef	Net Amount	
000008/00	CALIFORNIA'S VALUED TRUST H/W																						
	PO-000444	12/19/2019	JANUARY 2020		1	01-0000-0-0000-0000-9571-000-0000-00000	NN	P										0.00				31,777.59	
	PO-000444	12/19/2019	JANUARY 2020		2	01-0000-0-0000-0000-9572-000-0000-00000	NN	P										0.00				63,246.83	
	PO-000444	12/19/2019	JANUARY 2020		3	01-0000-0-0000-0000-9573-000-0000-00000	NN	P										0.00				7,523.02	
				TOTAL PAYMENT AMOUNT								102,547.44	*									102,547.44	

TOTAL BATCH PAYMENT 102,547.44 *** 0.00 102,547.44

TOTAL DISTRICT PAYMENT 102,547.44 **** 0.00 102,547.44

TOTAL FOR ALL DISTRICTS: 102,547.44 ***** 0.00 102,547.44

Number of checks to be printed: 1, not counting voids due to stub overflows.

Authorized by: John T... Date: 12/19/19

Authorized by: _____ Date: _____

Vendor/Addr	Remit name	Req Reference	Date	Description	Tax ID num	Deposit type	Fd Res	Y	Goal	Func	Obj	ABA num	Account num	Sit	Bdr	DD	T9MPS	EE	ES	E-Term	E-ExtRef	

000332/00 BOARD OF EQUALIZATION

PV-000070 12/18/2019 OCT-DEC 2019:FUEL TAX
 01-0000-0-0000-3600-5890-000-000-000000 NN
 TOTAL PAYMENT AMOUNT 206.02 * 206.02

001296/00 BOYS & GIRLS CLUB OF 680294846

200283 PO-020365 12/31/2019 1477:OCT-DEC 2019
 1 01-0000-0-1110-1000-5890-000-049-000000 NY P 12,100.00
 TOTAL PAYMENT AMOUNT 12,100.00 * 12,100.00

000053/00 CALIFORNIA WATER SERVICE CO

PO-000422	12/26/2019	JAN	4328876467	1	01-0000-0-0000-8100-5590-000-000-000000	NN	P	0.00	88.85	
PO-000422	12/26/2019	JAN	0669843652	1	01-0000-0-0000-8100-5590-000-000-000000	NN	P	0.00	1,085.59	
PO-000422	12/26/2019	JAN	6314177777	1	01-0000-0-0000-8100-5590-000-000-000000	NN	P	0.00	199.37	
PO-000422	12/30/2019	JAN	3141117777	1	01-0000-0-0000-8100-5590-000-000-000000	NN	P	0.00	51.63	
PO-000422	12/30/2019	JAN	4141117777	1	01-0000-0-0000-8100-5590-000-000-000000	NN	P	0.00	51.63	
PO-000422	12/26/2019	JAN	3624177777	1	01-0000-0-0000-8100-5590-000-000-000000	NN	P	0.00	12.33	
PO-000422	12/26/2019	JAN	7314177777	1	01-0000-0-0000-8100-5590-000-000-000000	NN	P	0.00	467.73	
TOTAL PAYMENT AMOUNT									1,957.13 *	1,957.13

000334/00 CALSTRS-JEM

PO-000428 01/02/2020 OCT-DEC162370
 1 01-0000-0-0000-2700-5890-000-000-000000 NN P 154.00 *
 TOTAL PAYMENT AMOUNT 154.00 0.00 154.00

002024/00 CHICO PRINTING

200206	PO-020320	01/03/2020	26254-WINDOW ENV	1	01-0000-0-1110-1000-4300-000-000-000000	NN	P	165.17		
200206	PO-020320	01/03/2020	26254-WINDOW ENV	2	01-0000-0-1110-1000-4300-100-000-000000	NN	P	247.74		
TOTAL PAYMENT AMOUNT									412.91 *	412.91

001372/00 CHRIS KITAHARA

PV-000071 12/18/2019 12/16-17 MEAL REIMB
 01-0000-0-0000-3600-5200-000-000-000000 NN
 TOTAL PAYMENT AMOUNT 50.00 * 50.00

Vendor/Addr	Remit name	Description	Tax ID num	Deposit type	Fd Res	Y	Goal	Func	Obj	ABA num	Account num	Sit	Bdr	DD	T9MPS	EE	ES	E-Term	E-ExtRef
Req Reference	Date															Liq Amt			Net Amount

000762/00	CRYSTAL CREAMERY																			
PO-000445	12/02/2019	18002129		1	13-5310-0-0000-3700-4700-0000-0000	NN	P									0.00			114.27	
PO-000445	12/02/2019	18002119		1	13-5310-0-0000-3700-4700-0000-0000	NN	P									0.00			142.04	
PO-000445	12/05/2019	18002135		1	13-5310-0-0000-3700-4700-0000-0000	NN	P									0.00			227.96	
PO-000445	12/09/2019	180020552		1	13-5310-0-0000-3700-4700-0000-0000	NN	P									0.00			114.27	
PO-000445	12/09/2019	180020558		1	13-5310-0-0000-3700-4700-0000-0000	NN	P									0.00			227.59	
PO-000445	12/12/2019	180020559		1	13-5310-0-0000-3700-4700-0000-0000	NN	P									0.00			171.00	
PO-000445	12/02/2019	18002119		2	13-5320-0-0000-3700-000-049-00000	NN	P									0.00			71.02	
PO-000445	12/05/2019	18002135		2	13-5320-0-0000-3700-4700-000-049-00000	NN	P									0.00			113.98	
PO-000445	12/09/2019	180020558		2	13-5320-0-0000-3700-4700-000-049-00000	NN	P									0.00			113.68	
PO-000445	12/12/2019	180020559		2	13-5320-0-0000-3700-4700-000-049-00000	NN	P									0.00			85.02	
PO-000445	12/16/2019	18041137		2	13-5320-0-0000-3700-4700-000-049-00000	NN	P									0.00			85.32	
PO-000445	12/16/2019	18041137		1	13-5310-0-0000-3700-4700-000-00000	NN	P									0.00			170.70	
PO-000445	12/16/2019	18041140		1	13-5310-0-0000-3700-4700-000-00000	NN	P									0.00			114.27	
TOTAL PAYMENT AMOUNT																1,750.92	*			1,750.92

000506/00	CVS PHARMACY INC																			
200251	PO-020330	12/06/2020	DIGITAL PHOTO PROCESS		1	12-6105-0-1110-1000-4300-000-0000	NN	P								22.99			22.99	
200251	PO-020330	12/16/2020	DIGITAL PHOTO PROCESS		1	12-6105-0-1110-1000-4300-000-0000	NN	P								8.84			8.84	
TOTAL PAYMENT AMOUNT																31.83	*			31.83

000764/00	DANIELSON CO																			
PO-000425	12/16/2019	215310		1	13-5310-0-0000-3700-4300-000-0000	NN	P									0.00			54.93	
PO-000425	12/16/2019	215375		1	13-5310-0-0000-3700-4300-000-0000	NN	P									0.00			48.24	
PO-000425	12/16/2019	215375		2	13-5310-0-0000-3700-4700-000-0000	NN	P									0.00			959.45	
PO-000425	12/16/2019	215310		2	13-5310-0-0000-3700-4700-000-0000	NN	P									0.00			449.76	
PO-000425	12/16/2019	215315		3	13-5320-0-0000-3700-4300-000-049-00000	NN	P									0.00			18.31	
PO-000425	12/16/2019	215315		4	13-5320-0-0000-3700-4700-000-049-00000	NN	P									0.00			499.03	
TOTAL PAYMENT AMOUNT																2,029.72	*			2,029.72

000431/00	DAVE ELKIN																			
PV-000074	12/18/2019	DEC 3-14	SOCCER MEALS		01-0000-0-0000-3600-5200-000-0000	NN										90.00			90.00	
TOTAL PAYMENT AMOUNT																90.00	*			90.00

001042/00	EDUCATIONAL FACILITIES PROGRAM	050597395																		
200118	PO-020219	01/07/2020	DEC-JAN 2018 BOND,INV#5		2	21-0000-0-0000-8500-5890-000-0000	NY	P								2,520.00			2,520.00	
TOTAL PAYMENT AMOUNT																2,520.00	*			2,520.00

Vendor/Addr	Remit name	Req Reference	Date	Description	Tax ID num	Deposit type	Fd Res	Y	Goal	Func	Obj	Sit	Bdr	DD	T9MPS	EE	ES	E-Term	E-ExtRef	
																Lig	Amt		Net	Amount

001279/00 ERIN JOHNSON

PV-000072 12/18/2019 OCT-DEC MILEAGE
 PV-000072 12/18/2019 AUG-SEPT MILEAGE

01-0000-0-1110-1000-5200-100-006-00000	NN																			773.14
01-0000-0-1110-1000-5200-100-006-00000	NN																			138.04
TOTAL PAYMENT AMOUNT																				
															911.18	*				911.18

000320/00 GERLINGER STEEL & SUPPLY CO

200147 PO-020210 12/19/2019 4158963
 200147 PO-020210 12/19/2019 4158960
 200147 PO-020210 12/18/2019 4158814
 200147 PO-020210 12/18/2019 4158824

1 01-0350-0-6000-1000-4300-000-053-00000	NN	P																		119.05
1 01-0350-0-6000-1000-4300-000-053-00000	NN	P																		143.03
1 01-0350-0-6000-1000-4300-000-053-00000	NN	P																		636.75
1 01-0350-0-6000-1000-4300-000-053-00000	NN	P																		265.23
TOTAL PAYMENT AMOUNT																				
															1,164.06	*				1,164.06

000753/00 GLENN COUNTY ROAD SHOP

PO-000436 12/18/2019 PW20-02579

2 01-0000-0-0000-3600-000-000-00000	NN	P																		0.00
TOTAL PAYMENT AMOUNT																				
															1,310.59	*				1,310.59

000162/00 GRAINGER

PO-000409 12/13/2019 9385906558
 200310 PO-020406 12/17/2019 9388608870-ELEM CONES

2 01-8150-0-0000-8100-4300-000-000-00000	NN	P																		0.00
1 01-1100-0-1110-1000-4300-800-000-00000	NN	F																		211.03
TOTAL PAYMENT AMOUNT																				
															321.39	*				321.39

000072/00 HILLYARD INC

PO-000412 12/26/2019 603705550
 PO-000412 12/18/2019 603698417
 PO-000412 12/18/2019 603698418

1 01-8150-0-0000-8100-4300-000-000-00000	NN	P																		0.00
1 01-8150-0-0000-8100-4300-000-000-00000	NN	P																		0.00
1 01-8150-0-0000-8100-4300-000-000-00000	NN	P																		0.00
TOTAL PAYMENT AMOUNT																				
															116.02	*				116.02

000801/00 HUNT & SONS INC

942209320

PO-000400 12/26/2019 402808

1 01-0000-0-0000-3600-4392-000-000-00000	NN	P																		0.00
TOTAL PAYMENT AMOUNT																				
															1,434.16	*				1,434.16

Vendor/Addr Remit name Description Tax ID num Deposit type ABA num Account num EE ES E-Term E-ExtRef
 Req Reference Date Date Y Goal Func Obj Sit Bdr DD T9MPS Liq Amt Net Amount
 001231/00 J SOON CONSULTING 046059402

200027 PO-020118 01/05/2020 OCT-DEC SERVICES 1 01-0000-0-1110-1000-5890-000-000-000000 NY P 1,500.00 * 1,500.00
 TOTAL PAYMENT AMOUNT 1,500.00

000973/00 JIVE COMMUNICATIONS INC 020783048
 PO-000442 01/01/2020 JAN 2020; IN6000535222 1 01-0000-0-0000-2700-5990-000-000-000000 NN P 1,758.93 * 1,758.93
 TOTAL PAYMENT AMOUNT 1,758.93

001283/00 JOHN'S TIRE & MUFFLER SERVICE 825167211
 PO-000410 12/26/2019 6831-F250 SUPER DUTY 1 01-8150-0-0000-8100-5630-000-000-000000 NY P 62.30 * 62.30
 TOTAL PAYMENT AMOUNT 62.30

001509/00 KATHRYN THOMAS
 PV-000073 12/18/2019 2/11 CONF MEALS 01-7813-0-1110-1000-5200-000-000-000000 NN 52.00 * 52.00
 TOTAL PAYMENT AMOUNT 52.00

001388/00 LARRY'S PEST & WEED CONTROL 141953612
 PO-000440 12/08/2019 DEC ALL SITES;W11820 1 01-0000-0-0000-8100-5590-000-000-000000 NY P 540.00 * 540.00
 TOTAL PAYMENT AMOUNT 540.00

001099/00 LEAVING THE VILLAGE 815090882
 200305 PO-020393 01/05/2020 1661-KT REGIST 1 01-7813-0-1110-1000-5200-000-000-000000 NY F 145.00 * 145.00
 TOTAL PAYMENT AMOUNT 145.00

000524/00 MTB WELDING SUPPLY
 200142 PO-020205 12/30/2019 01277951 2 01-0350-0-6000-1000-5890-000-053-000000 NN P 19.00
 200142 PO-020205 12/17/2019 01276680 1 01-0350-0-6000-1000-4300-000-053-000000 NN P 249.46
 200142 PO-020205 12/17/2019 01276690 1 01-0350-0-6000-1000-4300-000-053-000000 NN P 0.00
 TOTAL PAYMENT AMOUNT 750.56 * 750.56

Vendor/Addr	Remit name	Description	Tax ID num	Deposit type	Fd Res	Y	Goal	Func	Obj	Sit	Bdr	DD	TSMP	ES	ES	E-Term	E-ExtRef
Req Reference	Date													Liq Amt	Net Amount		

000309/00	OFFICE DEPOT INC																
200317	PO-020398	12/13/2019	415774373001	1	01-7813-0-1110-1000-4300-000-000-000000	NN	F							284.04	284.04		284.04
														TOTAL PAYMENT AMOUNT		284.04	

000027/00	ORLAND HARDWARE																
	PO-000417	12/02/2019	418024	1	01-8150-0-0000-8100-4300-000-000-000000	NN	P							0.00	103.60		103.60
	PO-000417	12/10/2019	418813	1	01-8150-0-0000-8100-4300-000-000-000000	NN	P							0.00	65.09		65.09
	200153	PO-020220	12/13/2019	419136	1	01-7010-0-3800-1000-4300-000-000-000000	NN	P						64.48	222.50		222.50
														TOTAL PAYMENT AMOUNT		391.19	

000084/00	PG&E																
	PO-000416	12/24/2019	DEC HS 9921774729-6	1	01-0000-0-0000-8100-5590-000-000-000000	NN	P							0.00	9,154.05		9,154.05
	PO-000416	12/30/2019	DEC ELEM 3699672995-4	1	01-0000-0-0000-8100-5590-000-000-000000	NN	P							0.00	5,646.17		5,646.17
														TOTAL PAYMENT AMOUNT		14,800.22	

000418/00	FITNEY BOWES GLOBAL FINCL INC		201344287														
	PO-000443	12/11/2019	OCT-JAN 3103587929	1	01-0000-0-1110-1000-5620-800-000-000000	NN	P							0.00	145.53		145.53
														TOTAL PAYMENT AMOUNT		145.53	

000763/00	PROPACIFIC FRESH																
	PO-000407	12/16/2019	6756309	1	13-5310-0-0000-3700-4700-000-000-000000	NN	P							0.00	556.20		556.20
	PO-000407	12/16/2019	6756682	1	13-5310-0-0000-3700-4700-000-000-000000	NN	P							0.00	234.84		234.84
	PO-000407	12/16/2019	6756320	3	13-5320-0-0000-3700-4700-000-049-000000	NN	P							0.00	279.20		279.20
														TOTAL PAYMENT AMOUNT		1,070.24	

000134/00	QUILL CORPORATION																
	200005	PO-020105	12/16/2019	3399982	1	01-0000-0-0000-2700-4300-000-000-000000	NN	P						0.00	76.24		76.24
	200005	PO-020105	12/17/2019	3432858	3	01-0000-0-1110-1000-4300-100-000-000000	NN	P						0.00	7.39		7.39
	200005	PO-020105	12/17/2019	3467298	3	01-0000-0-1110-1000-4300-100-000-000000	NN	P						0.00	18.32		18.32
	200005	PO-020105	12/17/2019	3467298	1	01-0000-0-0000-2700-4300-000-000-000000	NN	P						0.00	41.46		41.46
	200005	PO-020105	12/17/2019	3432858	2	01-0000-0-1110-1000-4300-000-000-000000	NN	P						0.00	275.87		275.87
	200005	PO-020105	12/16/2019	3432858	1	01-0000-0-0000-2700-4300-000-000-000000	NN	P						0.00	26.70		26.70
	200309	PO-020401	12/13/2019	334850	1	01-1100-0-1110-1000-4300-800-000-000000	NN	P						9.16	9.16		9.16
	200309	PO-020401	12/13/2019	3360999	1	01-1100-0-1110-1000-4300-800-000-000000	NN	P						126.96	126.96		126.96
	200307	PO-020402	12/13/2019	3361012	1	01-0801-0-1110-1000-4300-000-564-000000	NN	F						199.16	199.16		199.16
														TOTAL PAYMENT AMOUNT		781.27	

Vendor/Addr	Req Reference	Date	Description	Tax ID num	Deposit type	Fd Res	Y	Goal	Func	Obj	ABA num	Account num	Sit	Bdr	DD	T9MPS	EE	ES	E-Term	E-ExtRef	Liq Amt	Net Amount																					
001184/00	TEHAMA COUNTY	DEPT OF ED																																									
200192	PO-020261	12/20/2019	INV20-00630		1	01-4035-0-1110-1000-5200-000-00000	NN	P														23,400.00	23,400.00																				
TOTAL PAYMENT AMOUNT																						23,400.00 *																					
001382/00	U S BANK CORPORATE																																										
200094	PO-020175	12/16/2019	DIST MTG SUPPLIES		2	01-0000-0-1110-1000-4300-000-00000	NN	P														57.59	57.59																				
200311	PO-020396	12/16/2019	PARKING-AIRFORT		1	01-8150-0-0000-8100-5200-000-00000	NN	F														30.00	30.00																				
200308	PO-020400	12/16/2019	CUSHION & LANTERNS		1	01-1100-0-1110-1000-4300-800-000-00000	NN	F														92.17	92.17																				
200321	PO-020403	12/16/2019	CAT LITTER/MAINT		1	01-8150-0-0000-8100-4300-000-00000	NN	F														25.15	25.15																				
200319	PO-020405	12/16/2019	ELLA B CHRISTMAS FEAST		1	01-0000-0-1110-1000-4300-000-00000	NN	F														29.90	29.90																				
	PV-000075	12/16/2019	NOV 4246044555628555																			1,033.57	1,033.57																				
	PV-000075	12/16/2019	NOV 4246044555628555																			97.54	97.54																				
TOTAL PAYMENT AMOUNT																						1,365.92 *																					

000172/00	U S POSTMASTER																																										
PV-000069	12/18/2019	POST BOX FEES; BOX488				01-0000-0-0000-2700-5990-000-000-00000	NN															120.00	120.00																				
TOTAL PAYMENT AMOUNT																						120.00 *																					

000377/00	WASTE MANAGEMENT																																										
PO-000402	01/07/2020	JAN HS CAFE				01-0000-0-0000-8100-5590-000-000-00000	NN	P														265.38	265.38																				
PO-000402	01/07/2020	JAN HS MAINT				01-0000-0-0000-8100-5590-000-000-00000	NN	P														1,061.52	1,061.52																				
PO-000402	01/07/2020	JAN ELEM MAINT				01-0000-0-0000-8100-5590-000-000-00000	NN	P														204.92	204.92																				
PO-000402	01/07/2020	JAN ELEM CAFE				01-0000-0-0000-8100-5590-000-000-00000	NN	P														265.38	265.38																				
TOTAL PAYMENT AMOUNT																						1,797.20 *																					

000141/00	ZOHO CORPORATION																																										
200274	PO-020358	12/18/2019	REPL CK#40305447		2	01-9150-0-0000-2420-5890-000-000-00000	NY	F														270.00	270.00																				
TOTAL PAYMENT AMOUNT																						270.00 *																					

TOTAL BATCH PAYMENT																						75,794.33 ***	0.00																				75,794.33
TOTAL DISTRICT PAYMENT																						75,794.33 ****	0.00																				75,794.33
TOTAL FOR ALL DISTRICTS:																						75,794.33 ****	0.00																				75,794.33

Number of checks to be printed: 35, not counting voids due to stub overflows
 Printed: 01/08/2020 17:03:10

