

Picking Grapes

Building Fluency: subtracting within 20

Materials: gameboard, one die, game markers


Number of Players: 2

Directions:

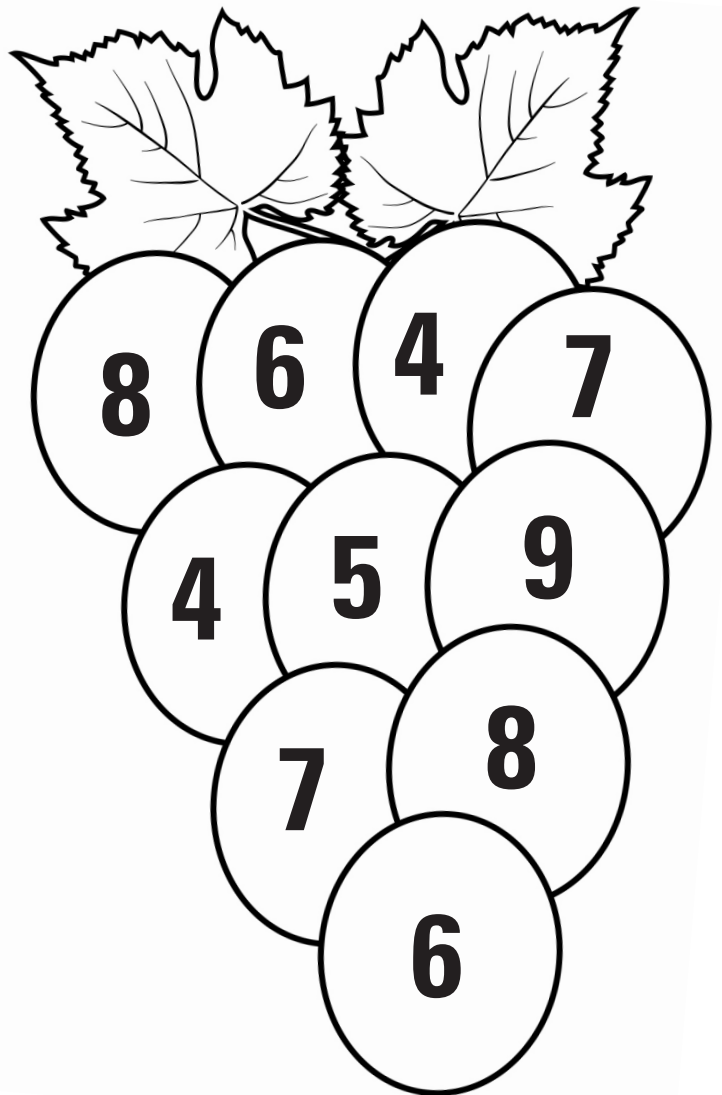
1. Players take turns rolling the die and subtracting the number on the die from 10.
2. Cover the difference on your bunch of grapes.
3. The winner is the person that covers all of their grapes first.

Variation/Extension: Use an additional game board with larger numbers and subtract from 20. You could vary using one or two dice. Students could create their own Picking Grapes gameboard.

PLAYER 1




PLAYER 2




Picking Grapes

PLAYER 1




PLAYER 2



Picking Grapes

PLAYER 1



PLAYER 2

