

Div - 32 Red Clay Consolidated School District

| Account & Title | | State Division Funding | Div III Equalization | Other State | Current Expense Local | Other Local | Federal | Fund 300 | Fund 450 | Total |
|-----------------|-----------------------------|------------------------|----------------------|--------------|-----------------------|----------------|----------------|----------|----------|-----------------|
| 46145 | Patient | \$0.00 | \$0.00 | \$1,192.00 | \$0.00 | \$0.00 | \$0.00 | \$0.00 | \$0.00 | \$1,192.00 |
| AcctTotals | | \$0.00 | \$0.00 | \$1,192.00 | \$0.00 | \$0.00 | \$0.00 | \$0.00 | \$0.00 | \$1,192.00 |
| 51001 | Elected Officials' Salary | \$0.00 | \$0.00 | \$0.00 | \$0.00 | \$0.00 | \$0.00 | \$0.00 | \$0.00 | \$0.00 |
| 51004 | Salaries/Wages-Employees | \$41,457.55 | \$0.00 | \$11,592.72 | \$26,211.68 | \$18,812.02 | \$26,744.86 | \$0.00 | \$0.00 | \$124,818.83 |
| 51005 | Overtime Salaries | \$0.00 | \$107,500.68 | \$2,778.21 | \$286,825.98 | \$124,580.78 | \$221.75 | \$0.00 | \$0.00 | \$521,907.40 |
| 51006 | Shift Differential Salary | \$0.00 | \$9,620.36 | \$47.47 | \$18,775.00 | \$2,148.55 | \$0.00 | \$0.00 | \$0.00 | \$30,591.38 |
| 51008 | Termination Sals-Vac Leave | \$118,464.89 | \$93,250.22 | \$782.80 | \$4,591.34 | \$0.00 | \$0.00 | \$0.00 | \$0.00 | \$217,089.25 |
| 51009 | Termination Sals-Sick Leave | \$254,577.87 | \$0.00 | \$34.84 | \$19,168.02 | \$0.00 | \$0.00 | \$0.00 | \$0.00 | \$273,780.73 |
| 51018 | Supplemental Earnings | \$0.00 | \$0.00 | \$0.00 | \$0.00 | (\$127.95) | \$0.00 | \$0.00 | \$0.00 | (\$127.95) |
| 51100 | Teachers | \$31,077,633.94 | \$3,548,576.83 | \$399,321.27 | \$13,165,166.83 | \$1,440,698.45 | \$1,467,236.44 | \$0.00 | \$0.00 | \$51,098,633.76 |
| 51101 | Substitute Teachers | \$2,824.50 | \$41,736.43 | \$6,420.72 | \$179,245.72 | \$2,969.13 | \$187.50 | \$0.00 | \$0.00 | \$233,384.00 |
| 51102 | Speech & Hearing Teachers | \$198,418.53 | \$22,384.39 | \$2,204.50 | \$99,793.97 | \$0.00 | \$0.00 | \$0.00 | \$0.00 | \$322,801.39 |
| 51103 | Driver's Education Teachers | \$289,210.01 | \$32,469.05 | \$3,309.04 | \$147,938.83 | \$0.00 | \$0.00 | \$0.00 | \$0.00 | \$472,926.93 |
| 51104 | Paraprofessionals | \$80,238.92 | \$1,471.14 | \$657.78 | \$16,304.31 | \$20,251.05 | \$129,180.99 | \$0.00 | \$0.00 | \$248,104.19 |
| 51105 | Reading Specialists | \$0.00 | \$0.00 | \$0.00 | \$62.38 | \$0.00 | \$0.00 | \$0.00 | \$0.00 | \$62.38 |
| 51109 | E.P.E.R. Athletic | \$2,499.44 | \$4,208.00 | \$0.00 | \$451,130.80 | \$14,570.07 | \$0.00 | \$0.00 | \$0.00 | \$472,408.31 |
| 51110 | E.P.E.R. Extra-Curricular | \$640.57 | \$3,217.84 | \$246.12 | \$434,758.06 | \$214.42 | \$0.00 | \$0.00 | \$0.00 | \$439,077.01 |
| 51111 | E.P.E.R. Miscellaneous | \$20,796.71 | \$44,770.58 | \$25,238.12 | \$237,814.37 | \$31,284.06 | \$50,263.39 | \$0.00 | \$0.00 | \$410,167.23 |
| 51130 | Nurses | \$841,205.51 | \$91,565.84 | \$10,556.68 | \$434,300.22 | \$0.00 | \$0.00 | \$0.00 | \$0.00 | \$1,377,628.25 |
| 51131 | Psychologists | \$216,696.08 | \$22,570.08 | \$2,633.79 | \$109,802.23 | \$0.00 | \$0.00 | \$0.00 | \$0.00 | \$351,702.18 |
| 51132 | Visiting Teachers | \$123,843.76 | \$13,789.52 | \$1,574.42 | \$66,334.69 | \$0.00 | \$0.00 | \$0.00 | \$0.00 | \$205,542.39 |
| 51150 | Supervisors | \$434,185.56 | \$62,101.80 | \$7,456.95 | \$333,702.60 | \$127,627.10 | \$457,851.25 | \$0.00 | \$0.00 | \$1,422,925.26 |
| 51151 | Specialists & Coordinators | \$202,637.79 | \$31,145.84 | \$122,340.72 | \$320,861.56 | \$184,230.78 | \$8,620.66 | \$0.00 | \$0.00 | \$869,837.35 |
| 51155 | Chief School Officer | \$76,487.35 | \$11,916.80 | \$1,207.68 | \$53,481.47 | \$0.00 | \$0.00 | \$0.00 | \$0.00 | \$143,093.30 |
| 51156 | Assistant Superintendents | \$124,622.04 | \$23,246.61 | \$1,980.02 | \$88,814.34 | \$0.00 | \$0.00 | \$0.00 | \$0.00 | \$238,663.01 |

Div - 32 Red Clay Consolidated School District

| Account & Title | | State Division Funding | Div III Equalization | Other State | Current Expense Local | Other Local | Federal | Fund 300 | Fund 450 | Total |
|-----------------|--------------------------------|------------------------|----------------------|----------------|-----------------------|----------------|----------------|----------|----------|-----------------|
| 51157 | Admin Assistants | \$35,191.40 | \$5,908.99 | \$781.47 | \$21,049.01 | \$0.00 | \$0.00 | \$0.00 | \$0.00 | \$62,930.87 |
| 51165 | Principals Salaries - Confdtl | \$1,228,957.91 | \$176,947.34 | \$116,531.30 | \$818,209.86 | \$0.00 | \$0.00 | \$0.00 | \$0.00 | \$2,340,646.41 |
| 51166 | Assistant Principals | \$1,074,191.85 | \$189,130.32 | \$21,621.37 | \$947,639.40 | \$0.00 | \$0.00 | \$0.00 | \$0.00 | \$2,232,582.94 |
| 51167 | Admin Secretaries | \$176,141.46 | \$27,240.21 | \$3,096.74 | \$137,357.59 | \$0.00 | \$124.00 | \$0.00 | \$0.00 | \$343,960.00 |
| 51175 | Supervisor of Bldg & Grnds | \$2,502.24 | \$2,044.13 | \$0.00 | \$0.00 | \$0.00 | \$0.00 | \$0.00 | \$0.00 | \$4,546.37 |
| 51176 | Custodians | \$3,570,928.21 | \$402,047.86 | \$42,676.27 | \$1,755,826.06 | \$247,016.22 | \$0.00 | \$0.00 | \$0.00 | \$6,018,494.62 |
| 51180 | Supervisors of Transportation | \$39,131.50 | \$88.14 | \$25,640.24 | \$41,950.35 | \$0.00 | \$0.00 | \$0.00 | \$0.00 | \$106,810.23 |
| 51185 | Financial Secretaries | \$384,682.83 | \$32,511.80 | \$31,217.44 | \$181,390.20 | \$29,059.79 | \$23,931.84 | \$0.00 | \$0.00 | \$682,793.90 |
| 51187 | Food Service Managers | \$313,653.46 | \$0.00 | \$0.00 | \$0.00 | \$135,477.55 | \$0.00 | \$0.00 | \$0.00 | \$449,131.01 |
| 51188 | Food Service Cooks | \$111,308.53 | \$0.00 | \$0.00 | \$0.00 | \$73,330.91 | \$0.00 | \$0.00 | \$0.00 | \$184,639.44 |
| 51190 | Food Service General Workers | \$828,011.15 | \$0.00 | \$0.00 | \$0.00 | \$563,983.51 | \$0.00 | \$0.00 | \$0.00 | \$1,391,994.66 |
| 51192 | Directors | \$286,538.22 | \$42,129.02 | \$4,555.91 | \$201,784.29 | \$0.00 | (\$14,141.42) | \$0.00 | \$0.00 | \$520,866.02 |
| 51193 | Senior Secretaries | \$36,598.06 | \$4,633.07 | \$39,687.69 | \$13,055.28 | \$0.00 | \$0.00 | \$0.00 | \$0.00 | \$93,974.10 |
| 51194 | Secretaries | \$234,041.90 | \$21,801.61 | \$1,982.07 | \$90,901.41 | \$11,089.62 | \$0.00 | \$0.00 | \$0.00 | \$359,816.61 |
| 51195 | Clerks | \$1,013,580.42 | \$85,008.30 | \$8,659.95 | \$393,031.67 | \$8,118.37 | \$0.00 | \$0.00 | \$0.00 | \$1,508,398.71 |
| 51196 | General Salaries - Unit Exempt | \$317,493.10 | \$111,367.47 | \$554,818.75 | \$992,243.25 | \$503,927.27 | \$52,523.74 | \$0.00 | \$0.00 | \$2,532,373.58 |
| Salaries | | \$43,759,393.26 | \$5,266,400.27 | \$1,451,653.05 | \$22,089,522.77 | \$3,539,261.70 | \$2,202,745.00 | \$0.00 | \$0.00 | \$78,308,976.05 |
| 52001 | Pensions/Employer'S Share | \$7,461,798.44 | \$749,842.13 | \$218,000.04 | \$3,727,873.31 | \$539,651.80 | \$369,182.87 | \$0.00 | \$0.00 | \$13,066,348.59 |
| 52002 | Health Ins/Employers' Sh | \$11,993,584.83 | \$111,969.71 | \$157,593.85 | \$1,038,409.39 | \$221,978.26 | \$373,764.45 | \$0.00 | \$0.00 | \$13,897,300.49 |
| 52004 | Group Life Insurance | \$484.92 | \$13,047.69 | \$2,888.81 | \$73,910.70 | \$7,881.03 | \$2,927.71 | \$0.00 | \$0.00 | \$101,140.86 |
| 52005 | Workmen'S Compensation | \$854,125.43 | \$89,543.66 | \$28,472.70 | \$438,272.46 | \$67,645.88 | \$42,828.81 | \$0.00 | \$0.00 | \$1,520,888.94 |
| 52006 | Emplyr Sh/Social Security | \$2,573,138.87 | \$289,621.63 | \$89,198.80 | \$1,444,235.57 | \$222,525.54 | \$132,741.39 | \$0.00 | \$0.00 | \$4,751,461.80 |
| 52009 | Unemployment Ins Benefits | \$74,305.64 | \$7,752.82 | \$2,468.63 | \$38,138.68 | \$5,946.28 | \$3,730.53 | \$0.00 | \$0.00 | \$132,342.58 |
| 52010 | Prescription Plan | \$0.00 | \$15.63 | \$0.00 | \$54.98 | \$0.00 | \$0.00 | \$0.00 | \$0.00 | \$70.61 |
| 52011 | Dental Plan | \$7,126.67 | \$144,319.48 | \$32,326.34 | \$805,360.01 | \$135,078.78 | \$30,546.57 | \$0.00 | \$0.00 | \$1,154,757.85 |

Div - 32 Red Clay Consolidated School District

| Account & Title | | State Division Funding | Div III Equalization | Other State | Current Expense Local | Other Local | Federal | Fund 300 | Fund 450 | Total |
|-----------------|--------------------------------|------------------------|----------------------|--------------|-----------------------|----------------|----------------|----------|----------|-----------------|
| 52015 | Disability Insurance | \$236.98 | \$7,444.73 | \$1,747.81 | \$42,100.47 | \$4,912.49 | \$1,628.07 | \$0.00 | \$0.00 | \$58,070.55 |
| 52016 | Employer's Share-Medicare | \$605,826.54 | \$68,890.29 | \$21,107.25 | \$340,130.24 | \$52,316.84 | \$31,510.76 | \$0.00 | \$0.00 | \$1,119,781.92 |
| 52019 | Flex Credit Vision | \$687.21 | \$12,313.96 | \$3,067.68 | \$69,677.28 | \$16,988.08 | \$2,278.12 | \$0.00 | \$0.00 | \$105,012.33 |
| Benefits | | \$23,571,315.53 | \$1,494,761.73 | \$556,871.91 | \$8,018,163.09 | \$1,274,924.98 | \$991,139.28 | \$0.00 | \$0.00 | \$35,907,176.52 |
| 54005 | Other Travel-W/In State | \$13,868.44 | \$0.00 | \$16,261.95 | \$52,702.82 | \$8,077.09 | \$30,050.87 | \$0.00 | \$0.00 | \$120,961.17 |
| 54102 | Common Carrier/Out-State | \$0.00 | \$0.00 | \$0.00 | \$492.40 | \$0.00 | \$1,477.20 | \$0.00 | \$0.00 | \$1,969.60 |
| 54104 | Lodg-Hotl, Motl/Out-State | \$0.00 | \$0.00 | \$0.00 | \$899.48 | \$0.00 | \$0.00 | \$0.00 | \$0.00 | \$899.48 |
| 54105 | Other Travel/Out-State | \$0.00 | \$0.00 | \$0.00 | \$0.00 | \$48,000.00 | \$0.00 | \$0.00 | \$0.00 | \$48,000.00 |
| 54106 | Non State Employee Travel | \$0.00 | \$0.00 | \$0.00 | (\$2,580.00) | \$0.00 | \$0.00 | \$0.00 | \$0.00 | (\$2,580.00) |
| 55000 | Other Professional Service | \$120,139.27 | \$0.00 | \$344,082.06 | \$2,224,041.79 | \$88,939.25 | \$1,093,116.77 | \$0.00 | \$0.00 | \$3,870,319.14 |
| 55010 | Medical Services | \$112,425.01 | \$0.00 | \$427,521.88 | \$13,840.11 | \$141,864.00 | \$0.00 | \$0.00 | \$0.00 | \$695,651.00 |
| 55020 | Legal Services | \$206,684.00 | \$0.00 | \$0.00 | \$24,843.20 | \$0.00 | \$0.00 | \$0.00 | \$0.00 | \$231,527.20 |
| 55051 | Consultants | \$0.00 | \$0.00 | \$0.00 | \$46,052.90 | \$0.00 | \$619.89 | \$0.00 | \$0.00 | \$46,672.79 |
| 55061 | Temporary Employment Service | \$646.14 | \$0.00 | \$187,546.58 | \$1,228,919.95 | \$5,751.90 | \$1,067.34 | \$0.00 | \$0.00 | \$1,423,931.91 |
| 55073 | Computer Services | \$19.24 | \$0.00 | \$1,515.30 | \$250.00 | \$1,367.86 | \$0.00 | \$0.00 | \$0.00 | \$3,152.40 |
| 55074 | Environmental Services | \$24,999.00 | \$0.00 | \$0.00 | \$419.20 | \$0.00 | \$0.00 | \$0.00 | \$0.00 | \$25,418.20 |
| 55090 | Honorariums | \$0.00 | \$0.00 | \$0.00 | \$3,242.30 | \$0.00 | \$0.00 | \$0.00 | \$0.00 | \$3,242.30 |
| 55100 | Stipends | \$0.00 | \$0.00 | \$0.00 | \$44.00 | \$0.00 | \$0.00 | \$0.00 | \$0.00 | \$44.00 |
| 55101 | Postage | \$19,757.36 | \$0.00 | \$236.85 | \$139,022.49 | \$1,360.61 | \$644.24 | \$0.00 | \$0.00 | \$161,021.55 |
| 55103 | Freight | \$0.00 | \$0.00 | \$0.00 | \$22.00 | \$0.00 | \$115.90 | \$0.00 | \$0.00 | \$137.90 |
| 55120 | Communications Devices/Systems | \$64.74 | \$0.00 | \$0.00 | \$1,759.50 | \$0.00 | \$0.00 | \$0.00 | \$0.00 | \$1,824.24 |
| 55125 | Telecommunication | \$152,836.92 | \$0.00 | \$1,253.12 | \$200,456.57 | \$3,346.56 | \$4,359.10 | \$0.00 | \$0.00 | \$362,252.27 |
| 55200 | Public Utilities | \$0.00 | \$0.00 | \$0.00 | \$312,012.72 | \$0.00 | \$0.00 | \$0.00 | \$0.00 | \$312,012.72 |
| 55203 | Energy | \$2,580,301.48 | \$0.00 | \$0.00 | \$252,978.65 | \$0.00 | \$0.00 | \$0.00 | \$0.00 | \$2,833,280.13 |
| 55314 | Clothing & Incidentals | \$346.00 | \$0.00 | \$0.00 | \$10,433.03 | \$0.00 | \$0.00 | \$0.00 | \$0.00 | \$10,779.03 |

Div - 32 Red Clay Consolidated School District

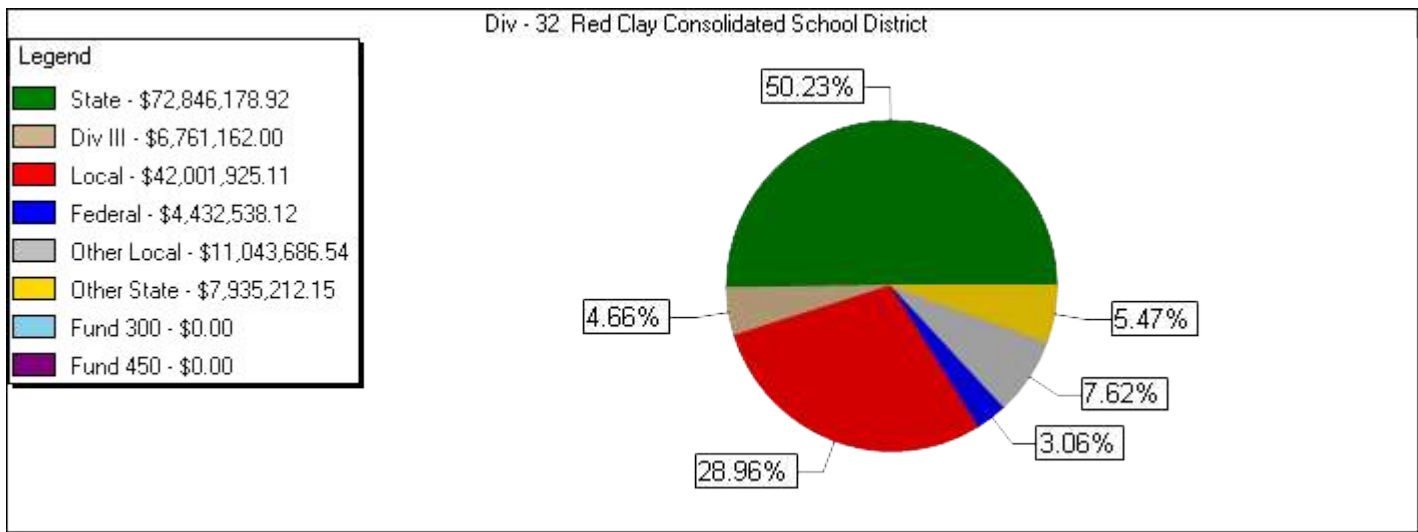
| Account & Title | State Division Funding | Div III Equalization | Other State | Current Expense Local | Other Local | Federal | Fund 300 | Fund 450 | Total |
|--------------------------------------|------------------------|----------------------|----------------|-----------------------|----------------|----------------|----------|----------|-----------------|
| 55338 Special Placements | \$0.00 | \$0.00 | \$0.00 | \$0.00 | \$104,252.00 | \$0.00 | \$0.00 | \$0.00 | \$104,252.00 |
| 55371 Tuition Reimbursements | \$0.00 | \$0.00 | \$1,950.00 | \$7,578.00 | \$0.00 | \$0.00 | \$0.00 | \$0.00 | \$9,528.00 |
| 55372 Tuition Instate Pub Sch | \$0.00 | \$0.00 | \$0.00 | \$81,405.77 | \$302,975.47 | \$0.00 | \$0.00 | \$0.00 | \$384,381.24 |
| 55373 Tuition Out/St Or Private | \$0.00 | \$0.00 | \$232,209.60 | \$0.05 | \$100,832.13 | \$0.00 | \$0.00 | \$0.00 | \$333,041.78 |
| 55400 Equipment Rental | \$343,894.97 | \$0.00 | \$4,455,586.79 | \$530,105.01 | \$62,794.05 | \$22,360.68 | \$0.00 | \$0.00 | \$5,414,741.50 |
| 55402 Buildings - Office Space | \$243,000.00 | \$0.00 | \$0.00 | \$493,309.13 | \$0.00 | \$0.00 | \$0.00 | \$0.00 | \$736,309.13 |
| 55434 Fleet Rental | \$150.00 | \$0.00 | \$450.00 | \$2,400.00 | \$0.00 | \$0.00 | \$0.00 | \$0.00 | \$3,000.00 |
| 55440 Other Rental | \$361.51 | \$0.00 | \$289.82 | \$16,152.38 | \$231.75 | \$0.00 | \$0.00 | \$0.00 | \$17,035.46 |
| 55452 Insurance | \$28,121.00 | \$0.00 | \$0.00 | \$181,442.00 | \$0.00 | \$0.00 | \$0.00 | \$0.00 | \$209,563.00 |
| 55500 Building/Grounds Repair | \$200,817.04 | \$0.00 | \$0.00 | \$816,939.12 | \$125.00 | \$0.00 | \$0.00 | \$0.00 | \$1,017,881.16 |
| 55506 Custodial Svc Ofc/Bldg/Grd | \$0.00 | \$0.00 | \$0.00 | \$755.56 | \$0.00 | \$0.00 | \$0.00 | \$0.00 | \$755.56 |
| 55507 Maintenance | \$23,032.71 | \$0.00 | \$2,968.58 | \$12,783.19 | \$448.50 | \$0.00 | \$0.00 | \$0.00 | \$39,232.98 |
| 55510 Equipment Repair | \$340,192.36 | \$0.00 | \$15,510.90 | \$362,013.06 | \$100,433.12 | \$0.00 | \$0.00 | \$0.00 | \$818,149.44 |
| 55600 Printing & Binding | \$115,086.28 | \$0.00 | \$525.00 | \$22,993.64 | \$0.00 | \$0.00 | \$0.00 | \$0.00 | \$138,604.92 |
| 55610 Advertising | \$9,046.95 | \$0.00 | \$0.00 | \$1,606.02 | \$23,680.45 | \$10,800.00 | \$0.00 | \$0.00 | \$45,133.42 |
| 55631 Assoc Dues And Conf Fees | \$996.48 | \$0.00 | \$23,307.62 | \$130,708.80 | \$130.00 | \$6,289.77 | \$0.00 | \$0.00 | \$161,432.67 |
| 55633 Permit/Certs/Trans/MisFee/Lics | \$264.18 | \$0.00 | \$0.00 | \$2,467.13 | \$180.00 | \$0.00 | \$0.00 | \$0.00 | \$2,911.31 |
| 55641 Food Service | \$0.00 | \$0.00 | \$612.98 | \$8,423.27 | \$2,185,754.75 | \$10,537.07 | \$0.00 | \$0.00 | \$2,205,328.07 |
| 55645 Late Chg-Al Otr/Int-Sv Chg | \$11.59 | \$0.00 | \$45.00 | \$163.83 | \$0.00 | \$0.00 | \$0.00 | \$0.00 | \$220.42 |
| 55647 Student Body Activity | \$7,935.50 | \$0.00 | \$10,102.95 | \$22,421.01 | \$1,989.00 | \$1,250.00 | \$0.00 | \$0.00 | \$43,698.46 |
| 55658 Reimburse Non State Emp Travel | \$0.00 | \$0.00 | \$0.00 | \$0.00 | \$0.00 | \$1,916.23 | \$0.00 | \$0.00 | \$1,916.23 |
| 55667 Training | \$0.00 | \$0.00 | \$0.00 | \$11,577.25 | \$372.98 | \$5,791.83 | \$0.00 | \$0.00 | \$17,742.06 |
| 55668 Non-State Employee Training | \$490.00 | \$0.00 | \$3,718.95 | \$32,835.00 | \$0.00 | \$0.00 | \$0.00 | \$0.00 | \$37,043.95 |
| 55692 Sanitary Services | \$303.60 | \$0.00 | \$0.00 | \$18,415.83 | \$0.00 | \$0.00 | \$0.00 | \$0.00 | \$18,719.43 |
| 55714 Moving Costs/Business | \$162.00 | \$0.00 | \$0.00 | \$5,631.00 | \$45,014.53 | \$0.00 | \$0.00 | \$0.00 | \$50,807.53 |
| Purchased Services | \$4,545,953.77 | \$0.00 | \$5,725,695.93 | \$7,271,979.16 | \$3,227,921.00 | \$1,190,396.89 | \$0.00 | \$0.00 | \$21,961,946.75 |

Div - 32 Red Clay Consolidated School District

| Account & Title | | State Division Funding | Div III Equalization | Other State | Current Expense Local | Other Local | Federal | Fund 300 | Fund 450 | Total |
|------------------------|-------------------------------|------------------------|----------------------|--------------|-----------------------|----------------|-------------|----------|----------|----------------|
| 56000 | Office Supplies | \$35,395.75 | \$0.00 | \$12,865.68 | \$561,249.76 | \$259,940.09 | \$12,072.47 | \$0.00 | \$0.00 | \$881,523.75 |
| 56010 | Administrative Supplies | \$0.00 | \$0.00 | \$0.00 | \$1,184.29 | \$0.00 | \$0.00 | \$0.00 | \$0.00 | \$1,184.29 |
| 56011 | Promotional Supplies | \$2,014.00 | \$0.00 | \$382.00 | \$9,165.35 | \$0.00 | \$0.00 | \$0.00 | \$0.00 | \$11,561.35 |
| 56070 | Institutional Supplies | \$0.00 | \$0.00 | \$0.00 | \$0.00 | \$80,439.10 | \$0.00 | \$0.00 | \$0.00 | \$80,439.10 |
| 56110 | Operating Supplies | \$13,456.80 | \$0.00 | \$6,515.00 | \$48,325.03 | \$135,091.14 | \$0.00 | \$0.00 | \$0.00 | \$203,387.97 |
| 56111 | Food | \$771.19 | \$0.00 | \$12,025.29 | \$33,185.47 | \$699,295.76 | \$4,480.57 | \$0.00 | \$0.00 | \$749,758.28 |
| 56120 | Clothing & Linens | \$0.00 | \$0.00 | \$0.00 | \$73.35 | \$0.00 | \$0.00 | \$0.00 | \$0.00 | \$73.35 |
| 56128 | Medical Supplies | \$6,951.65 | \$0.00 | \$0.00 | \$9,659.61 | \$914.44 | \$20.00 | \$0.00 | \$0.00 | \$17,545.70 |
| 56141 | Custodial Supplies | \$1,459.77 | \$0.00 | \$0.00 | \$318,217.33 | \$25,062.50 | \$0.00 | \$0.00 | \$0.00 | \$344,739.60 |
| 56145 | Computer Supplies | \$98,717.78 | \$0.00 | \$10,279.45 | \$1,302,628.64 | \$39,145.93 | \$0.00 | \$0.00 | \$0.00 | \$1,450,771.80 |
| 56150 | Instructional Supplies | \$366,191.29 | \$0.00 | \$111,533.43 | \$875,093.29 | \$12,869.44 | \$30,133.33 | \$0.00 | \$0.00 | \$1,395,820.78 |
| 56157 | Books And Publications | \$67,467.06 | \$0.00 | \$1,393.08 | \$229,092.24 | \$682.07 | \$1,550.58 | \$0.00 | \$0.00 | \$300,185.03 |
| 56162 | Safety Equipment | \$37,170.49 | \$0.00 | \$0.00 | \$70,646.17 | \$988.00 | \$0.00 | \$0.00 | \$0.00 | \$108,804.66 |
| 56167 | Environmental | \$919.05 | \$0.00 | \$0.00 | \$0.00 | \$0.00 | \$0.00 | \$0.00 | \$0.00 | \$919.05 |
| 56183 | Fuel(Gas,Diesel,Aviation Etc) | \$21,770.61 | \$0.00 | \$6,166.39 | \$60,401.48 | \$5,394.53 | \$0.00 | \$0.00 | \$0.00 | \$93,733.01 |
| 56200 | Transportation Material | \$0.00 | \$0.00 | \$0.00 | \$106.93 | \$0.00 | \$0.00 | \$0.00 | \$0.00 | \$106.93 |
| 56210 | Vehicle Materials | \$5,275.08 | \$0.00 | \$2,180.44 | \$131,094.42 | \$35,068.00 | \$0.00 | \$0.00 | \$0.00 | \$173,617.94 |
| 56211 | Equipment Supp & Maint Mat | \$13,471.39 | \$0.00 | \$0.00 | \$11,433.62 | \$0.00 | \$0.00 | \$0.00 | \$0.00 | \$24,905.01 |
| 56220 | Building Materials | \$254,177.91 | \$0.00 | \$0.00 | \$340,230.26 | \$0.00 | \$0.00 | \$0.00 | \$0.00 | \$594,408.17 |
| 56230 | Highway/Grounds Materials | \$0.00 | \$0.00 | \$0.00 | \$1,005.00 | \$0.00 | \$0.00 | \$0.00 | \$0.00 | \$1,005.00 |
| 56950 | Institutional Equipment (Exp) | \$408.95 | \$0.00 | \$0.00 | \$7,495.90 | \$29,762.00 | \$0.00 | \$0.00 | \$0.00 | \$37,666.85 |
| 56960 | Athletic Supplies | \$23,351.49 | \$0.00 | \$0.00 | \$303,746.65 | \$11,773.00 | \$0.00 | \$0.00 | \$0.00 | \$338,871.14 |
| 56970 | Schools Operating Supplies | \$0.00 | \$0.00 | \$0.00 | \$0.00 | \$599.58 | \$0.00 | \$0.00 | \$0.00 | \$599.58 |
| Supplies and Materials | | \$948,970.26 | \$0.00 | \$163,340.76 | \$4,314,034.79 | \$1,337,025.58 | \$48,256.95 | \$0.00 | \$0.00 | \$6,811,628.34 |
| 57002 | Instructional Equipment | \$0.00 | \$0.00 | \$0.00 | \$69,043.34 | \$0.00 | \$0.00 | \$0.00 | \$0.00 | \$69,043.34 |

Div - 32 Red Clay Consolidated School District

| Account & Title | State Division Funding | Div III Equalization | Other State | Current Expense Local | Other Local | Federal | Fund 300 | Fund 450 | Total |
|----------------------------------|------------------------|-----------------------|-----------------------|------------------------|------------------------|-----------------------|---------------|---------------|-------------------------|
| 57004 Athletic Equipment | \$0.00 | \$0.00 | \$0.00 | \$36,794.27 | \$0.00 | \$0.00 | \$0.00 | \$0.00 | \$36,794.27 |
| 57010 Office Equipment | \$145.51 | \$0.00 | \$0.00 | \$12,329.24 | \$0.00 | \$0.00 | \$0.00 | \$0.00 | \$12,474.75 |
| 57020 Institutional Equipment | \$0.00 | \$0.00 | \$0.00 | \$0.00 | \$47.53 | \$0.00 | \$0.00 | \$0.00 | \$47.53 |
| 57030 Environmental Equipment | \$4,266.31 | \$0.00 | \$0.00 | \$15.63 | \$0.00 | \$0.00 | \$0.00 | \$0.00 | \$4,281.94 |
| 57040 Multimedia Equipment | \$0.00 | \$0.00 | \$3,868.50 | \$6,277.35 | \$0.00 | \$0.00 | \$0.00 | \$0.00 | \$10,145.85 |
| 57110 Transportation Equipment | \$867.38 | \$0.00 | \$32,590.00 | \$43,004.56 | \$0.00 | \$0.00 | \$0.00 | \$0.00 | \$76,461.94 |
| 57210 Shop Machinery/Equip/Tools | \$15,240.90 | \$0.00 | \$0.00 | \$60,573.38 | \$0.00 | \$0.00 | \$0.00 | \$0.00 | \$75,814.28 |
| 57411 Communication Equipment | \$0.00 | \$0.00 | \$0.00 | \$20,997.00 | \$147,580.40 | \$0.00 | \$0.00 | \$0.00 | \$168,577.40 |
| 58000 Land | \$0.00 | \$0.00 | \$0.00 | \$3,199.22 | \$0.00 | \$0.00 | \$0.00 | \$0.00 | \$3,199.22 |
| 58300 Building Improvement | \$26.00 | \$0.00 | \$0.00 | \$47,636.31 | \$1,516,925.35 | \$0.00 | \$0.00 | \$0.00 | \$1,564,587.66 |
| 58600 Pub Wrk (Otr Thn Bldg/Hwy) | \$0.00 | \$0.00 | \$0.00 | \$8,355.00 | \$0.00 | \$0.00 | \$0.00 | \$0.00 | \$8,355.00 |
| Capital Outlay | \$20,546.10 | \$0.00 | \$36,458.50 | \$308,225.30 | \$1,664,553.28 | \$0.00 | \$0.00 | \$0.00 | \$2,029,783.18 |
| GRAND TOTALS | \$72,846,178.92 | \$6,761,162.00 | \$7,935,212.15 | \$42,001,925.11 | \$11,043,686.54 | \$4,432,538.12 | \$0.00 | \$0.00 | \$145,020,702.84 |



Div - 54 Meadowood School

| Account & Title | State Division Funding | Div III Equalization | Other State | Current Expense Local | Other Local | Federal | Fund 300 | Fund 450 | Total |
|--------------------------------------|------------------------|----------------------|--------------|-----------------------|-------------|---------|----------|----------|----------------|
| 51005 Overtime Salaries | \$0.00 | \$0.00 | \$0.00 | \$130.00 | \$0.00 | \$0.00 | \$0.00 | \$0.00 | \$130.00 |
| 51006 Shift Differential Salary | \$0.00 | \$0.00 | \$0.00 | \$2,790.47 | \$0.00 | \$0.00 | \$0.00 | \$0.00 | \$2,790.47 |
| 51009 Termination Sals-Sick Leave | \$860.34 | \$0.00 | \$0.00 | \$9,779.92 | \$0.00 | \$0.00 | \$0.00 | \$0.00 | \$10,640.26 |
| 51100 Teachers | \$688,558.53 | \$101,990.94 | \$0.00 | \$746,645.30 | \$0.00 | \$0.00 | \$0.00 | \$0.00 | \$1,537,194.77 |
| 51101 Substitute Teachers | \$0.00 | \$861.00 | \$0.00 | \$25,925.40 | \$0.00 | \$0.00 | \$0.00 | \$0.00 | \$26,786.40 |
| 51104 Paraprofessionals | \$746,505.69 | \$21,145.35 | \$0.00 | \$334,044.96 | \$0.00 | \$0.00 | \$0.00 | \$0.00 | \$1,101,696.00 |
| 51111 E.P.E.R. Miscellaneous | \$173.09 | \$50.00 | \$0.00 | \$19,502.46 | \$0.00 | \$0.00 | \$0.00 | \$0.00 | \$19,725.55 |
| 51130 Nurses | \$12,730.97 | \$0.00 | \$0.00 | \$9,068.29 | \$0.00 | \$0.00 | \$0.00 | \$0.00 | \$21,799.26 |
| 51165 Principals Salaries - Confdtl | \$47,357.60 | \$2,022.44 | \$0.00 | \$44,489.12 | \$0.00 | \$0.00 | \$0.00 | \$0.00 | \$93,869.16 |
| 51176 Custodians | \$86,071.58 | \$1,989.59 | \$0.00 | \$42,003.47 | \$0.00 | \$0.00 | \$0.00 | \$0.00 | \$130,064.64 |
| 51195 Clerks | \$26,871.43 | \$605.38 | \$0.00 | \$12,082.65 | \$0.00 | \$0.00 | \$0.00 | \$0.00 | \$39,559.46 |
| 51196 General Salaries - Unit Exempt | \$60,620.81 | \$4,239.47 | \$349,594.94 | \$596,559.75 | \$0.00 | \$0.00 | \$0.00 | \$0.00 | \$1,011,014.97 |
| Salaries | \$1,669,750.04 | \$132,904.17 | \$349,594.94 | \$1,843,021.79 | \$0.00 | \$0.00 | \$0.00 | \$0.00 | \$3,995,270.94 |
| 52001 Pensions/Employer'S Share | \$286,729.99 | \$14,593.70 | \$59,520.37 | \$293,221.52 | \$0.00 | \$0.00 | \$0.00 | \$0.00 | \$654,065.58 |
| 52002 Health Ins/Employers' Sh | \$642,008.29 | \$16,666.13 | \$123,567.90 | \$200,096.98 | \$0.00 | \$0.00 | \$0.00 | \$0.00 | \$982,339.30 |
| 52004 Group Life Insurance | \$407.12 | \$0.00 | \$449.45 | \$2,405.01 | \$0.00 | \$0.00 | \$0.00 | \$0.00 | \$3,261.58 |
| 52005 Workmen'S Compensation | \$32,550.43 | \$0.00 | \$6,838.18 | \$38,142.03 | \$0.00 | \$0.00 | \$0.00 | \$0.00 | \$77,530.64 |
| 52006 Emplr Sh/Social Security | \$97,914.25 | \$0.00 | \$20,723.74 | \$125,333.23 | \$0.00 | \$0.00 | \$0.00 | \$0.00 | \$243,971.22 |
| 52009 Unemployment Ins Benefits | \$2,831.36 | \$0.00 | \$589.59 | \$3,323.19 | \$0.00 | \$0.00 | \$0.00 | \$0.00 | \$6,744.14 |
| 52011 Dental Plan | \$8,757.60 | \$0.00 | \$14,000.38 | \$57,761.92 | \$0.00 | \$0.00 | \$0.00 | \$0.00 | \$80,519.90 |
| 52015 Disability Insurance | \$173.25 | \$0.00 | \$145.31 | \$1,559.12 | \$0.00 | \$0.00 | \$0.00 | \$0.00 | \$1,877.68 |
| 52016 Employer's Share-Medicare | \$22,899.57 | \$0.00 | \$4,846.85 | \$29,311.49 | \$0.00 | \$0.00 | \$0.00 | \$0.00 | \$57,057.91 |
| 52019 Flex Credit Vision | \$814.00 | \$0.00 | \$1,166.21 | \$4,400.65 | \$0.00 | \$0.00 | \$0.00 | \$0.00 | \$6,380.86 |
| Benefits | \$1,095,085.86 | \$31,259.83 | \$231,847.98 | \$755,555.14 | \$0.00 | \$0.00 | \$0.00 | \$0.00 | \$2,113,748.81 |

Div - 54 Meadowood School

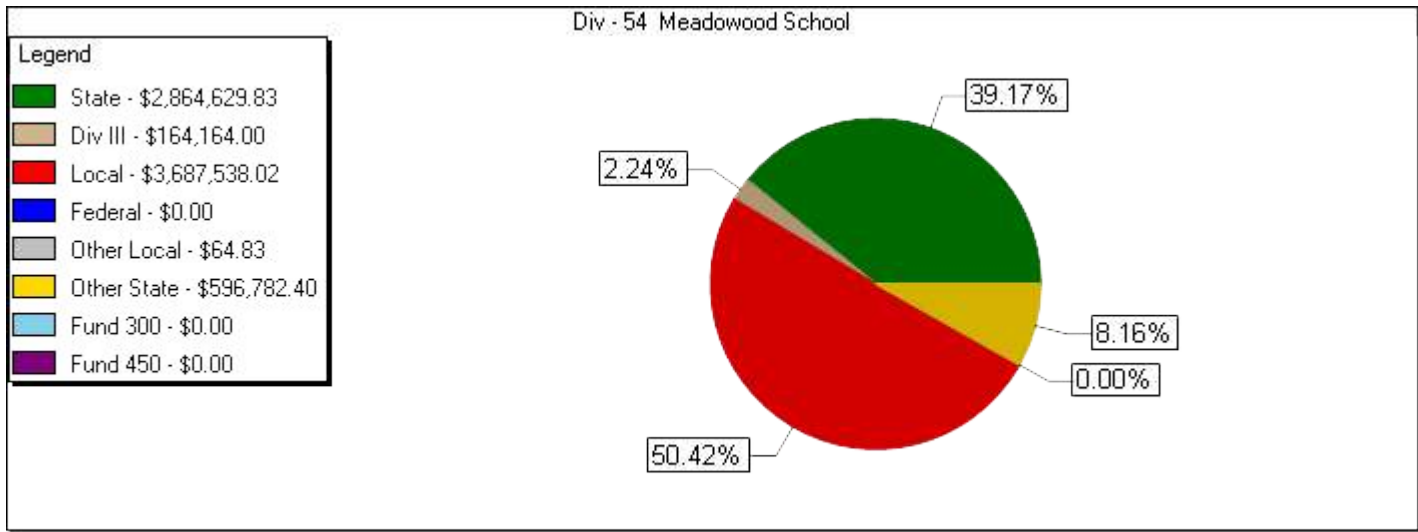
| Account & Title | State Division Funding | Div III Equalization | Other State | Current Expense Local | Other Local | Federal | Fund 300 | Fund 450 | Total |
|--------------------------------------|------------------------|----------------------|-------------|-----------------------|-------------|---------|----------|----------|----------------|
| 54005 Other Travel-W/In State | \$268.20 | \$0.00 | \$0.00 | \$5,202.12 | \$0.12 | \$0.00 | \$0.00 | \$0.00 | \$5,470.44 |
| 55000 Other Professional Service | \$109.60 | \$0.00 | \$0.00 | \$229,246.90 | \$0.00 | \$0.00 | \$0.00 | \$0.00 | \$229,356.50 |
| 55010 Medical Services | \$741.95 | \$0.00 | \$0.00 | \$584,292.18 | \$0.00 | \$0.00 | \$0.00 | \$0.00 | \$585,034.13 |
| 55061 Temporary Employment Service | \$0.00 | \$0.00 | \$0.00 | \$6,611.67 | \$0.00 | \$0.00 | \$0.00 | \$0.00 | \$6,611.67 |
| 55073 Computer Services | \$0.00 | \$0.00 | \$838.82 | \$0.00 | \$0.00 | \$0.00 | \$0.00 | \$0.00 | \$838.82 |
| 55101 Postage | \$0.00 | \$0.00 | \$0.00 | \$167.70 | \$0.00 | \$0.00 | \$0.00 | \$0.00 | \$167.70 |
| 55125 Telecommunication | \$2,150.00 | \$0.00 | \$437.50 | \$4,695.56 | \$0.00 | \$0.00 | \$0.00 | \$0.00 | \$7,283.06 |
| 55200 Public Utilities | \$0.00 | \$0.00 | \$0.00 | \$12,583.48 | \$0.00 | \$0.00 | \$0.00 | \$0.00 | \$12,583.48 |
| 55203 Energy | \$65,745.00 | \$0.00 | \$0.00 | \$878.80 | \$0.00 | \$0.00 | \$0.00 | \$0.00 | \$66,623.80 |
| 55314 Clothing & Incidentals | \$0.00 | \$0.00 | \$0.00 | \$30.54 | \$0.00 | \$0.00 | \$0.00 | \$0.00 | \$30.54 |
| 55400 Equipment Rental | \$5,807.54 | \$0.00 | \$1,034.02 | \$10,979.66 | \$0.00 | \$0.00 | \$0.00 | \$0.00 | \$17,821.22 |
| 55402 Buildings - Office Space | \$0.00 | \$0.00 | \$0.00 | \$18,910.00 | \$0.00 | \$0.00 | \$0.00 | \$0.00 | \$18,910.00 |
| 55434 Fleet Rental | \$0.00 | \$0.00 | \$0.00 | \$19.95 | \$0.00 | \$0.00 | \$0.00 | \$0.00 | \$19.95 |
| 55440 Other Rental | \$25.35 | \$0.00 | \$57.74 | \$99.12 | \$0.00 | \$0.00 | \$0.00 | \$0.00 | \$182.21 |
| 55500 Building/Grounds Repair | \$0.00 | \$0.00 | \$4,475.00 | \$0.00 | \$0.00 | \$0.00 | \$0.00 | \$0.00 | \$4,475.00 |
| 55510 Equipment Repair | \$5,912.09 | \$0.00 | \$5,356.27 | \$102,653.04 | \$0.00 | \$0.00 | \$0.00 | \$0.00 | \$113,921.40 |
| 55631 Assoc Dues And Conf Fees | \$0.00 | \$0.00 | \$0.00 | \$348.13 | \$0.00 | \$0.00 | \$0.00 | \$0.00 | \$348.13 |
| 55641 Food Service | \$0.00 | \$0.00 | \$0.00 | \$8,965.81 | \$0.00 | \$0.00 | \$0.00 | \$0.00 | \$8,965.81 |
| 55658 Reimburse Non State Emp Travel | \$0.00 | \$0.00 | \$0.00 | \$2,621.41 | \$0.00 | \$0.00 | \$0.00 | \$0.00 | \$2,621.41 |
| 55692 Sanitary Services | \$0.00 | \$0.00 | \$0.00 | \$281.47 | \$0.00 | \$0.00 | \$0.00 | \$0.00 | \$281.47 |
| Purchased Services | \$80,759.73 | \$0.00 | \$12,199.35 | \$988,587.54 | \$0.12 | \$0.00 | \$0.00 | \$0.00 | \$1,081,546.74 |
| 56000 Office Supplies | \$6,707.15 | \$0.00 | \$0.00 | \$38,705.46 | \$0.00 | \$0.00 | \$0.00 | \$0.00 | \$45,412.61 |
| 56111 Food | \$0.00 | \$0.00 | \$0.00 | \$718.36 | \$0.00 | \$0.00 | \$0.00 | \$0.00 | \$718.36 |
| 56128 Medical Supplies | \$2,646.79 | \$0.00 | \$0.00 | \$200.65 | \$64.71 | \$0.00 | \$0.00 | \$0.00 | \$2,912.15 |
| 56141 Custodial Supplies | \$0.00 | \$0.00 | \$0.00 | \$273.06 | \$0.00 | \$0.00 | \$0.00 | \$0.00 | \$273.06 |

Div - 54 Meadowood School

| Account & Title | State Division Funding | Div III Equalization | Other State | Current Expense Local | Other Local | Federal | Fund 300 | Fund 450 | Total |
|-------------------------------------|------------------------|----------------------|--------------|-----------------------|-------------|---------|----------|----------|----------------|
| 56145 Computer Supplies | \$352.85 | \$0.00 | \$930.00 | \$978.29 | \$0.00 | \$0.00 | \$0.00 | \$0.00 | \$2,261.14 |
| 56150 Instructional Supplies | \$6,651.35 | \$0.00 | \$715.20 | \$15,447.16 | \$0.00 | \$0.00 | \$0.00 | \$0.00 | \$22,813.71 |
| 56157 Books And Publications | \$142.00 | \$0.00 | \$0.00 | \$0.00 | \$0.00 | \$0.00 | \$0.00 | \$0.00 | \$142.00 |
| 56183 Fuel(Gas,Diesel,Aviation Etc) | \$0.00 | \$0.00 | \$0.00 | \$6,852.84 | \$0.00 | \$0.00 | \$0.00 | \$0.00 | \$6,852.84 |
| 56200 Transportation Material | \$0.00 | \$0.00 | \$0.00 | \$59.20 | \$0.00 | \$0.00 | \$0.00 | \$0.00 | \$59.20 |
| 56210 Vehicle Materials | \$2,462.01 | \$0.00 | \$1,494.93 | \$27,765.99 | \$0.00 | \$0.00 | \$0.00 | \$0.00 | \$31,722.93 |
| 56220 Building Materials | \$72.05 | \$0.00 | \$0.00 | \$32.52 | \$0.00 | \$0.00 | \$0.00 | \$0.00 | \$104.57 |
| Supplies and Materials | \$19,034.20 | \$0.00 | \$3,140.13 | \$91,033.53 | \$64.71 | \$0.00 | \$0.00 | \$0.00 | \$113,272.57 |
| 57110 Transportation Equipment | \$0.00 | \$0.00 | \$0.00 | \$7,222.07 | \$0.00 | \$0.00 | \$0.00 | \$0.00 | \$7,222.07 |
| 57210 Shop Machinery/Equip/Tools | \$0.00 | \$0.00 | \$0.00 | \$1,647.96 | \$0.00 | \$0.00 | \$0.00 | \$0.00 | \$1,647.96 |
| 57310 Refrig/Air Condit/Heat | \$0.00 | \$0.00 | \$0.00 | \$469.99 | \$0.00 | \$0.00 | \$0.00 | \$0.00 | \$469.99 |
| Capital Outlay | \$0.00 | \$0.00 | \$0.00 | \$9,340.02 | \$0.00 | \$0.00 | \$0.00 | \$0.00 | \$9,340.02 |
| GRAND TOTALS | \$2,864,629.83 | \$164,164.00 | \$596,782.40 | \$3,687,538.02 | \$64.83 | \$0.00 | \$0.00 | \$0.00 | \$7,313,179.08 |

Div - 54 Meadowood School

| Account & Title | State Division Funding | Div III Equalization | Other State | Current Expense Local | Other Local | Federal | Fund 300 | Fund 450 | Total |
|-----------------|------------------------|----------------------|-------------|-----------------------|-------------|---------|----------|----------|-------|
|-----------------|------------------------|----------------------|-------------|-----------------------|-------------|---------|----------|----------|-------|



Div - 58 Intensive Learning Center-Red Clay

| Account & Title | State Division Funding | Div III Equalization | Other State | Current Expense Local | Other Local | Federal | Fund 300 | Fund 450 | Total |
|--------------------------------------|------------------------|----------------------|--------------|-----------------------|-------------|---------|----------|----------|----------------|
| 51005 Overtime Salaries | \$0.00 | \$24.89 | \$0.00 | \$282.03 | \$0.00 | \$0.00 | \$0.00 | \$0.00 | \$306.92 |
| 51009 Termination Sals-Sick Leave | \$19,597.33 | \$8,925.92 | \$2,176.39 | \$0.00 | \$0.00 | \$0.00 | \$0.00 | \$0.00 | \$30,699.64 |
| 51100 Teachers | \$1,478,722.83 | \$265,936.99 | \$0.00 | \$1,200,907.01 | \$0.00 | \$0.00 | \$0.00 | \$0.00 | \$2,945,566.83 |
| 51101 Substitute Teachers | \$0.00 | \$0.00 | \$0.00 | \$4,034.50 | \$0.00 | \$0.00 | \$0.00 | \$0.00 | \$4,034.50 |
| 51104 Paraprofessionals | \$828,452.63 | \$18,665.21 | \$0.00 | \$309,629.65 | \$0.00 | \$0.00 | \$0.00 | \$0.00 | \$1,156,747.49 |
| 51106 Reading Resource Teachers | \$0.00 | \$0.00 | \$0.00 | \$52.00 | \$0.00 | \$0.00 | \$0.00 | \$0.00 | \$52.00 |
| 51109 E.P.E.R. Athletic | \$0.00 | \$0.00 | \$0.00 | \$0.00 | \$0.00 | \$0.00 | \$0.00 | \$0.00 | \$0.00 |
| 51110 E.P.E.R. Extra-Curricular | \$0.00 | \$27.00 | \$0.00 | \$0.00 | \$0.00 | \$0.00 | \$0.00 | \$0.00 | \$27.00 |
| 51111 E.P.E.R. Miscellaneous | \$384.29 | \$1,934.97 | \$0.00 | \$29,678.60 | \$270.00 | \$0.00 | \$0.00 | \$0.00 | \$32,267.86 |
| 51165 Principals Salaries - Confdtl | \$101,965.38 | \$3,960.86 | \$0.00 | \$83,964.99 | \$0.00 | \$0.00 | \$0.00 | \$0.00 | \$189,891.23 |
| 51166 Assistant Principals | \$52,107.84 | \$0.00 | \$0.00 | \$35,650.68 | \$0.00 | \$0.00 | \$0.00 | \$0.00 | \$87,758.52 |
| 51176 Custodians | \$119,536.47 | \$3,672.42 | \$0.00 | \$64,739.32 | \$0.00 | \$0.00 | \$0.00 | \$0.00 | \$187,948.21 |
| 51193 Senior Secretaries | \$11,657.40 | \$0.00 | \$0.00 | \$5,459.70 | \$0.00 | \$0.00 | \$0.00 | \$0.00 | \$17,117.10 |
| 51195 Clerks | \$70,661.79 | \$1,616.39 | \$0.00 | \$28,044.39 | \$0.00 | \$0.00 | \$0.00 | \$0.00 | \$100,322.57 |
| 51196 General Salaries - Unit Exempt | \$48,198.93 | \$2,355.07 | \$221,165.63 | \$67,796.76 | \$3,550.88 | \$0.00 | \$0.00 | \$0.00 | \$343,067.27 |
| Salaries | \$2,731,284.89 | \$307,119.72 | \$223,342.02 | \$1,830,239.63 | \$3,820.88 | \$0.00 | \$0.00 | \$0.00 | \$5,095,807.14 |
| 52001 Pensions/Employer'S Share | \$466,181.52 | \$16,810.95 | \$37,766.84 | \$338,921.10 | \$657.20 | \$0.00 | \$0.00 | \$0.00 | \$860,337.61 |
| 52002 Health Ins/Employers' Sh | \$864,286.42 | \$9,593.78 | \$70,612.83 | \$224,222.21 | \$0.00 | \$0.00 | \$0.00 | \$0.00 | \$1,168,715.24 |
| 52004 Group Life Insurance | \$463.03 | \$324.12 | \$276.17 | \$5,579.23 | \$0.00 | \$0.00 | \$0.00 | \$0.00 | \$6,642.55 |
| 52005 Workmen'S Compensation | \$53,284.96 | \$2,030.08 | \$4,292.37 | \$39,212.84 | \$74.64 | \$0.00 | \$0.00 | \$0.00 | \$98,894.89 |
| 52006 Empl'yr Sh/Social Security | \$160,725.61 | \$6,757.34 | \$13,315.51 | \$130,042.85 | \$234.54 | \$0.00 | \$0.00 | \$0.00 | \$311,075.85 |
| 52009 Unemployment Ins Benefits | \$4,633.60 | \$172.29 | \$376.73 | \$3,414.89 | \$6.51 | \$0.00 | \$0.00 | \$0.00 | \$8,604.02 |
| 52011 Dental Plan | \$6,972.68 | \$5,591.72 | \$9,922.98 | \$76,160.72 | \$234.48 | \$0.00 | \$0.00 | \$0.00 | \$98,882.58 |
| 52015 Disability Insurance | \$320.10 | \$252.34 | \$119.96 | \$3,710.34 | \$0.00 | \$0.00 | \$0.00 | \$0.00 | \$4,402.74 |
| 52016 Employer's Share-Medicare | \$37,747.62 | \$1,580.39 | \$3,113.94 | \$30,569.14 | \$54.86 | \$0.00 | \$0.00 | \$0.00 | \$73,065.95 |

Div - 58 Intensive Learning Center-Red Clay

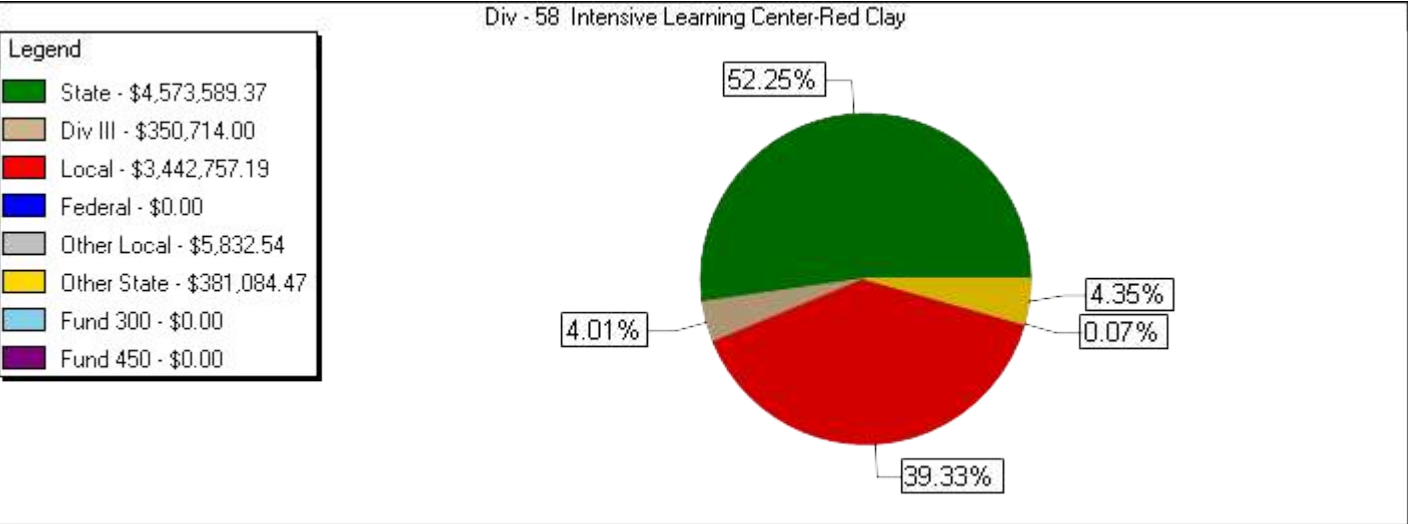
| Account & Title | | State Division Funding | Div III Equalization | Other State | Current Expense Local | Other Local | Federal | Fund 300 | Fund 450 | Total |
|-----------------|--------------------------------|------------------------|----------------------|--------------|-----------------------|-------------|---------|----------|----------|----------------|
| 52019 | Flex Credit Vision | \$421.30 | \$481.27 | \$831.20 | \$7,033.54 | \$45.52 | \$0.00 | \$0.00 | \$0.00 | \$8,812.83 |
| Benefits | | \$1,595,036.84 | \$43,594.28 | \$140,628.53 | \$858,866.86 | \$1,307.75 | \$0.00 | \$0.00 | \$0.00 | \$2,639,434.26 |
| 54005 | Other Travel-W/In State | \$1,747.43 | \$0.00 | \$0.00 | \$14,761.34 | \$0.00 | \$0.00 | \$0.00 | \$0.00 | \$16,508.77 |
| 54106 | Non State Employee Travel | \$0.00 | \$0.00 | \$0.00 | \$120.00 | \$0.00 | \$0.00 | \$0.00 | \$0.00 | \$120.00 |
| 55000 | Other Professional Service | \$1,180.40 | \$0.00 | \$0.00 | \$254,819.77 | \$0.00 | \$0.00 | \$0.00 | \$0.00 | \$256,000.17 |
| 55010 | Medical Services | \$0.00 | \$0.00 | \$0.00 | \$151,424.90 | \$0.00 | \$0.00 | \$0.00 | \$0.00 | \$151,424.90 |
| 55061 | Temporary Employment Service | \$0.00 | \$0.00 | \$0.00 | \$79,041.99 | \$0.00 | \$0.00 | \$0.00 | \$0.00 | \$79,041.99 |
| 55073 | Computer Services | \$0.00 | \$0.00 | \$351.76 | \$0.00 | \$0.00 | \$0.00 | \$0.00 | \$0.00 | \$351.76 |
| 55100 | Stipends | \$0.00 | \$0.00 | \$0.00 | \$3,772.50 | \$0.00 | \$0.00 | \$0.00 | \$0.00 | \$3,772.50 |
| 55101 | Postage | \$440.00 | \$0.00 | \$0.00 | \$1,075.84 | \$0.00 | \$0.00 | \$0.00 | \$0.00 | \$1,515.84 |
| 55125 | Telecommunication | \$6,596.99 | \$0.00 | \$350.00 | \$4,560.00 | \$0.00 | \$0.00 | \$0.00 | \$0.00 | \$11,506.99 |
| 55200 | Public Utilities | \$0.00 | \$0.00 | \$0.00 | \$8,188.40 | \$0.00 | \$0.00 | \$0.00 | \$0.00 | \$8,188.40 |
| 55203 | Energy | \$121,750.00 | \$0.00 | \$0.00 | \$7,566.18 | \$0.00 | \$0.00 | \$0.00 | \$0.00 | \$129,316.18 |
| 55314 | Clothing & Incidentals | \$0.00 | \$0.00 | \$0.00 | \$6,570.79 | \$0.00 | \$0.00 | \$0.00 | \$0.00 | \$6,570.79 |
| 55400 | Equipment Rental | \$11,251.74 | \$0.00 | \$0.00 | \$1,184.06 | \$0.00 | \$0.00 | \$0.00 | \$0.00 | \$12,435.80 |
| 55402 | Buildings - Office Space | \$0.00 | \$0.00 | \$0.00 | \$7,930.00 | \$0.00 | \$0.00 | \$0.00 | \$0.00 | \$7,930.00 |
| 55440 | Other Rental | \$0.00 | \$0.00 | \$148.23 | \$1,480.47 | \$0.00 | \$0.00 | \$0.00 | \$0.00 | \$1,628.70 |
| 55500 | Building/Grounds Repair | \$0.00 | \$0.00 | \$0.00 | \$0.00 | \$0.00 | \$0.00 | \$0.00 | \$0.00 | \$0.00 |
| 55506 | Custodial Svc Ofc/Bldg/Grd | \$7,495.00 | \$0.00 | \$0.00 | \$0.00 | \$0.00 | \$0.00 | \$0.00 | \$0.00 | \$7,495.00 |
| 55510 | Equipment Repair | \$15,000.00 | \$0.00 | \$7,284.65 | \$42,079.08 | \$0.00 | \$0.00 | \$0.00 | \$0.00 | \$64,363.73 |
| 55600 | Printing & Binding | \$18.15 | \$0.00 | \$0.00 | \$0.00 | \$0.00 | \$0.00 | \$0.00 | \$0.00 | \$18.15 |
| 55631 | Assoc Dues And Conf Fees | \$0.00 | \$0.00 | \$0.00 | \$4,956.20 | \$0.00 | \$0.00 | \$0.00 | \$0.00 | \$4,956.20 |
| 55633 | Permit/Certs/Trans/MisFee/Lics | \$0.00 | \$0.00 | \$0.00 | \$7,875.00 | \$0.00 | \$0.00 | \$0.00 | \$0.00 | \$7,875.00 |
| 55647 | Student Body Activity | \$750.00 | \$0.00 | \$0.00 | \$400.00 | \$0.00 | \$0.00 | \$0.00 | \$0.00 | \$1,150.00 |
| 55668 | Non-State Employee Training | \$0.00 | \$0.00 | \$0.00 | \$622.24 | \$0.00 | \$0.00 | \$0.00 | \$0.00 | \$622.24 |

Div - 58 Intensive Learning Center-Red Clay

| Account & Title | | State Division Funding | Div III Equalization | Other State | Current Expense Local | Other Local | Federal | Fund 300 | Fund 450 | Total |
|------------------------|-------------------------------|------------------------|----------------------|-------------|-----------------------|-------------|---------|----------|----------|--------------|
| 55692 | Sanitary Services | \$0.00 | \$0.00 | \$0.00 | \$642.70 | \$0.00 | \$0.00 | \$0.00 | \$0.00 | \$642.70 |
| Purchased Services | | \$166,229.71 | \$0.00 | \$8,134.64 | \$599,071.46 | \$0.00 | \$0.00 | \$0.00 | \$0.00 | \$773,435.81 |
| 56000 | Office Supplies | \$12,801.44 | \$0.00 | \$0.00 | \$4,469.65 | \$0.00 | \$0.00 | \$0.00 | \$0.00 | \$17,271.09 |
| 56011 | Promotional Supplies | \$0.00 | \$0.00 | \$0.00 | \$3,896.51 | \$0.00 | \$0.00 | \$0.00 | \$0.00 | \$3,896.51 |
| 56110 | Operating Supplies | \$657.64 | \$0.00 | \$0.00 | \$3,634.80 | \$0.00 | \$0.00 | \$0.00 | \$0.00 | \$4,292.44 |
| 56111 | Food | \$0.00 | \$0.00 | \$0.00 | \$3,505.90 | \$0.00 | \$0.00 | \$0.00 | \$0.00 | \$3,505.90 |
| 56128 | Medical Supplies | \$635.66 | \$0.00 | \$0.00 | \$10.39 | \$20.85 | \$0.00 | \$0.00 | \$0.00 | \$666.90 |
| 56141 | Custodial Supplies | \$0.00 | \$0.00 | \$0.00 | \$2,183.70 | \$0.00 | \$0.00 | \$0.00 | \$0.00 | \$2,183.70 |
| 56145 | Computer Supplies | \$0.00 | \$0.00 | \$390.00 | \$4,644.83 | \$0.00 | \$0.00 | \$0.00 | \$0.00 | \$5,034.83 |
| 56150 | Instructional Supplies | \$59,780.99 | \$0.00 | \$8,037.93 | \$85,757.50 | \$0.00 | \$0.00 | \$0.00 | \$0.00 | \$153,576.42 |
| 56157 | Books And Publications | \$4,293.75 | \$0.00 | \$0.00 | \$3,388.44 | \$683.06 | \$0.00 | \$0.00 | \$0.00 | \$8,365.25 |
| 56183 | Fuel(Gas,Diesel,Aviation Etc) | \$0.00 | \$0.00 | \$0.00 | \$61.10 | \$0.00 | \$0.00 | \$0.00 | \$0.00 | \$61.10 |
| 56200 | Transportation Material | \$0.00 | \$0.00 | \$0.00 | \$24.82 | \$0.00 | \$0.00 | \$0.00 | \$0.00 | \$24.82 |
| 56210 | Vehicle Materials | \$525.85 | \$0.00 | \$551.35 | \$23,101.68 | \$0.00 | \$0.00 | \$0.00 | \$0.00 | \$24,178.88 |
| 56220 | Building Materials | \$25.60 | \$0.00 | \$0.00 | \$13.64 | \$0.00 | \$0.00 | \$0.00 | \$0.00 | \$39.24 |
| 56950 | Institutional Equipment (Exp) | \$2,317.00 | \$0.00 | \$0.00 | \$0.00 | \$0.00 | \$0.00 | \$0.00 | \$0.00 | \$2,317.00 |
| 56960 | Athletic Supplies | \$0.00 | \$0.00 | \$0.00 | \$1,000.00 | \$0.00 | \$0.00 | \$0.00 | \$0.00 | \$1,000.00 |
| Supplies and Materials | | \$81,037.93 | \$0.00 | \$8,979.28 | \$135,692.96 | \$703.91 | \$0.00 | \$0.00 | \$0.00 | \$226,414.08 |
| 57002 | Instructional Equipment | \$0.00 | \$0.00 | \$0.00 | \$6,490.32 | \$0.00 | \$0.00 | \$0.00 | \$0.00 | \$6,490.32 |
| 57004 | Athletic Equipment | \$0.00 | \$0.00 | \$0.00 | \$0.00 | \$0.00 | \$0.00 | \$0.00 | \$0.00 | \$0.00 |
| 57010 | Office Equipment | \$0.00 | \$0.00 | \$0.00 | \$833.55 | \$0.00 | \$0.00 | \$0.00 | \$0.00 | \$833.55 |
| 57030 | Environmental Equipment | \$0.00 | \$0.00 | \$0.00 | \$306.74 | \$0.00 | \$0.00 | \$0.00 | \$0.00 | \$306.74 |
| 57040 | Multimedia Equipment | \$0.00 | \$0.00 | \$0.00 | \$2,997.58 | \$0.00 | \$0.00 | \$0.00 | \$0.00 | \$2,997.58 |
| 57110 | Transportation Equipment | \$0.00 | \$0.00 | \$0.00 | \$7,567.01 | \$0.00 | \$0.00 | \$0.00 | \$0.00 | \$7,567.01 |

Div - 58 Intensive Learning Center-Red Clay

| Account & Title | State Division Funding | Div III Equalization | Other State | Current Expense Local | Other Local | Federal | Fund 300 | Fund 450 | Total |
|----------------------------------|------------------------|----------------------|---------------------|-----------------------|-------------------|---------------|---------------|---------------|-----------------------|
| 57210 Shop Machinery/Equip/Tools | \$0.00 | \$0.00 | \$0.00 | \$691.08 | \$0.00 | \$0.00 | \$0.00 | \$0.00 | \$691.08 |
| Capital Outlay | \$0.00 | \$0.00 | \$0.00 | \$18,886.28 | \$0.00 | \$0.00 | \$0.00 | \$0.00 | \$18,886.28 |
| GRAND TOTALS | \$4,573,589.37 | \$350,714.00 | \$381,084.47 | \$3,442,757.19 | \$5,832.54 | \$0.00 | \$0.00 | \$0.00 | \$8,753,977.57 |



Total All Divisions

| Account & Title | | State Division Funding | Div III Equalization | Other State | Current Expense Local | Other Local | Federal | Fund 300 | Fund 450 | Total |
|-----------------|-----------------------------|------------------------|----------------------|--------------|-----------------------|----------------|----------------|----------|----------|-----------------|
| 46145 | Patient | \$0.00 | \$0.00 | \$1,192.00 | \$0.00 | \$0.00 | \$0.00 | \$0.00 | \$0.00 | \$1,192.00 |
| Capital Outlay | | \$0.00 | \$0.00 | \$1,192.00 | \$0.00 | \$0.00 | \$0.00 | \$0.00 | \$0.00 | \$1,192.00 |
| 51004 | Salaries/Wages-Employees | \$41,457.55 | \$0.00 | \$11,592.72 | \$26,211.68 | \$18,812.02 | \$26,744.86 | \$0.00 | \$0.00 | \$124,818.83 |
| 51005 | Overtime Salaries | \$0.00 | \$107,525.57 | \$2,778.21 | \$287,238.01 | \$124,580.78 | \$221.75 | \$0.00 | \$0.00 | \$522,344.32 |
| 51006 | Shift Differential Salary | \$0.00 | \$9,620.36 | \$47.47 | \$21,565.47 | \$2,148.55 | \$0.00 | \$0.00 | \$0.00 | \$33,381.85 |
| 51008 | Termination Sals-Vac Leave | \$118,464.89 | \$93,250.22 | \$782.80 | \$4,591.34 | \$0.00 | \$0.00 | \$0.00 | \$0.00 | \$217,089.25 |
| 51009 | Termination Sals-Sick Leave | \$275,035.54 | \$8,925.92 | \$2,211.23 | \$28,947.94 | \$0.00 | \$0.00 | \$0.00 | \$0.00 | \$315,120.63 |
| 51018 | Supplemental Earnings | \$0.00 | \$0.00 | \$0.00 | \$0.00 | (\$127.95) | \$0.00 | \$0.00 | \$0.00 | (\$127.95) |
| 51100 | Teachers | \$33,244,915.30 | \$3,916,504.76 | \$399,321.27 | \$15,112,719.14 | \$1,440,698.45 | \$1,467,236.44 | \$0.00 | \$0.00 | \$55,581,395.36 |
| 51101 | Substitute Teachers | \$2,824.50 | \$42,597.43 | \$6,420.72 | \$209,205.62 | \$2,969.13 | \$187.50 | \$0.00 | \$0.00 | \$264,204.90 |
| 51102 | Speech & Hearing Teachers | \$198,418.53 | \$22,384.39 | \$2,204.50 | \$99,793.97 | \$0.00 | \$0.00 | \$0.00 | \$0.00 | \$322,801.39 |
| 51103 | Driver's Education Teachers | \$289,210.01 | \$32,469.05 | \$3,309.04 | \$147,938.83 | \$0.00 | \$0.00 | \$0.00 | \$0.00 | \$472,926.93 |
| 51104 | Paraprofessionals | \$1,655,197.24 | \$41,281.70 | \$657.78 | \$659,978.92 | \$20,251.05 | \$129,180.99 | \$0.00 | \$0.00 | \$2,506,547.68 |
| 51105 | Reading Specialists | \$0.00 | \$0.00 | \$0.00 | \$62.38 | \$0.00 | \$0.00 | \$0.00 | \$0.00 | \$62.38 |
| 51106 | Reading Resource Teachers | \$0.00 | \$0.00 | \$0.00 | \$52.00 | \$0.00 | \$0.00 | \$0.00 | \$0.00 | \$52.00 |
| 51109 | E.P.E.R. Athletic | \$2,499.44 | \$4,208.00 | \$0.00 | \$451,130.80 | \$14,570.07 | \$0.00 | \$0.00 | \$0.00 | \$472,408.31 |
| 51110 | E.P.E.R. Extra-Curricular | \$640.57 | \$3,244.84 | \$246.12 | \$434,758.06 | \$214.42 | \$0.00 | \$0.00 | \$0.00 | \$439,104.01 |
| 51111 | E.P.E.R. Miscellaneous | \$21,354.09 | \$46,755.55 | \$25,238.12 | \$286,995.43 | \$31,554.06 | \$50,263.39 | \$0.00 | \$0.00 | \$462,160.64 |
| 51130 | Nurses | \$853,936.48 | \$91,565.84 | \$10,556.68 | \$443,368.51 | \$0.00 | \$0.00 | \$0.00 | \$0.00 | \$1,399,427.51 |
| 51131 | Psychologists | \$216,696.08 | \$22,570.08 | \$2,633.79 | \$109,802.23 | \$0.00 | \$0.00 | \$0.00 | \$0.00 | \$351,702.18 |
| 51132 | Visiting Teachers | \$123,843.76 | \$13,789.52 | \$1,574.42 | \$66,334.69 | \$0.00 | \$0.00 | \$0.00 | \$0.00 | \$205,542.39 |
| 51150 | Supervisors | \$434,185.56 | \$62,101.80 | \$7,456.95 | \$333,702.60 | \$127,627.10 | \$457,851.25 | \$0.00 | \$0.00 | \$1,422,925.26 |
| 51151 | Specialists & Coordinators | \$202,637.79 | \$31,145.84 | \$122,340.72 | \$320,861.56 | \$184,230.78 | \$8,620.66 | \$0.00 | \$0.00 | \$869,837.35 |
| 51155 | Chief School Officer | \$76,487.35 | \$11,916.80 | \$1,207.68 | \$53,481.47 | \$0.00 | \$0.00 | \$0.00 | \$0.00 | \$143,093.30 |
| 51156 | Assistant Superintendents | \$124,622.04 | \$23,246.61 | \$1,980.02 | \$88,814.34 | \$0.00 | \$0.00 | \$0.00 | \$0.00 | \$238,663.01 |

Total All Divisions

| Account & Title | | State Division Funding | Div III Equalization | Other State | Current Expense Local | Other Local | Federal | Fund 300 | Fund 450 | Total |
|-----------------|--------------------------------|------------------------|----------------------|----------------|-----------------------|----------------|----------------|----------|----------|-----------------|
| 51157 | Admin Assistants | \$35,191.40 | \$5,908.99 | \$781.47 | \$21,049.01 | \$0.00 | \$0.00 | \$0.00 | \$0.00 | \$62,930.87 |
| 51165 | Principals Salaries - Confdtl | \$1,378,280.89 | \$182,930.64 | \$116,531.30 | \$946,663.97 | \$0.00 | \$0.00 | \$0.00 | \$0.00 | \$2,624,406.80 |
| 51166 | Assistant Principals | \$1,126,299.69 | \$189,130.32 | \$21,621.37 | \$983,290.08 | \$0.00 | \$0.00 | \$0.00 | \$0.00 | \$2,320,341.46 |
| 51167 | Admin Secretaries | \$176,141.46 | \$27,240.21 | \$3,096.74 | \$137,357.59 | \$0.00 | \$124.00 | \$0.00 | \$0.00 | \$343,960.00 |
| 51175 | Supervisor of Bldg & Grnds | \$2,502.24 | \$2,044.13 | \$0.00 | \$0.00 | \$0.00 | \$0.00 | \$0.00 | \$0.00 | \$4,546.37 |
| 51176 | Custodians | \$3,776,536.26 | \$407,709.87 | \$42,676.27 | \$1,862,568.85 | \$247,016.22 | \$0.00 | \$0.00 | \$0.00 | \$6,336,507.47 |
| 51180 | Supervisors of Transportation | \$39,131.50 | \$88.14 | \$25,640.24 | \$41,950.35 | \$0.00 | \$0.00 | \$0.00 | \$0.00 | \$106,810.23 |
| 51185 | Financial Secretaries | \$384,682.83 | \$32,511.80 | \$31,217.44 | \$181,390.20 | \$29,059.79 | \$23,931.84 | \$0.00 | \$0.00 | \$682,793.90 |
| 51187 | Food Service Managers | \$313,653.46 | \$0.00 | \$0.00 | \$0.00 | \$135,477.55 | \$0.00 | \$0.00 | \$0.00 | \$449,131.01 |
| 51188 | Food Service Cooks | \$111,308.53 | \$0.00 | \$0.00 | \$0.00 | \$73,330.91 | \$0.00 | \$0.00 | \$0.00 | \$184,639.44 |
| 51190 | Food Service General Workers | \$828,011.15 | \$0.00 | \$0.00 | \$0.00 | \$563,983.51 | \$0.00 | \$0.00 | \$0.00 | \$1,391,994.66 |
| 51192 | Directors | \$286,538.22 | \$42,129.02 | \$4,555.91 | \$201,784.29 | \$0.00 | (\$14,141.42) | \$0.00 | \$0.00 | \$520,866.02 |
| 51193 | Senior Secretaries | \$48,255.46 | \$4,633.07 | \$39,687.69 | \$18,514.98 | \$0.00 | \$0.00 | \$0.00 | \$0.00 | \$111,091.20 |
| 51194 | Secretaries | \$234,041.90 | \$21,801.61 | \$1,982.07 | \$90,901.41 | \$11,089.62 | \$0.00 | \$0.00 | \$0.00 | \$359,816.61 |
| 51195 | Clerks | \$1,111,113.64 | \$87,230.07 | \$8,659.95 | \$433,158.71 | \$8,118.37 | \$0.00 | \$0.00 | \$0.00 | \$1,648,280.74 |
| 51196 | General Salaries - Unit Exempt | \$426,312.84 | \$117,962.01 | \$1,125,579.32 | \$1,656,599.76 | \$507,478.15 | \$52,523.74 | \$0.00 | \$0.00 | \$3,886,455.82 |
| Salaries | | \$48,160,428.19 | \$5,706,424.16 | \$2,024,590.01 | \$25,762,784.19 | \$3,543,082.58 | \$2,202,745.00 | \$0.00 | \$0.00 | \$87,400,054.13 |
| 52001 | Pensions/Employer'S Share | \$8,214,709.95 | \$781,246.78 | \$315,287.25 | \$4,360,015.93 | \$540,309.00 | \$369,182.87 | \$0.00 | \$0.00 | \$14,580,751.78 |
| 52002 | Health Ins/Employers' Sh | \$13,499,879.54 | \$138,229.62 | \$351,774.58 | \$1,462,728.58 | \$221,978.26 | \$373,764.45 | \$0.00 | \$0.00 | \$16,048,355.03 |
| 52004 | Group Life Insurance | \$1,355.07 | \$13,371.81 | \$3,614.43 | \$81,894.94 | \$7,881.03 | \$2,927.71 | \$0.00 | \$0.00 | \$111,044.99 |
| 52005 | Workmen'S Compensation | \$939,960.82 | \$91,573.74 | \$39,603.25 | \$515,627.33 | \$67,720.52 | \$42,828.81 | \$0.00 | \$0.00 | \$1,697,314.47 |
| 52006 | Emplyr Sh/Social Security | \$2,831,778.73 | \$296,378.97 | \$123,238.05 | \$1,699,611.65 | \$222,760.08 | \$132,741.39 | \$0.00 | \$0.00 | \$5,306,508.87 |
| 52009 | Unemployment Ins Benefits | \$81,770.60 | \$7,925.11 | \$3,434.95 | \$44,876.76 | \$5,952.79 | \$3,730.53 | \$0.00 | \$0.00 | \$147,690.74 |
| 52010 | Prescription Plan | \$0.00 | \$15.63 | \$0.00 | \$54.98 | \$0.00 | \$0.00 | \$0.00 | \$0.00 | \$70.61 |
| 52011 | Dental Plan | \$22,856.95 | \$149,911.20 | \$56,249.70 | \$939,282.65 | \$135,313.26 | \$30,546.57 | \$0.00 | \$0.00 | \$1,334,160.33 |

Total All Divisions

| Account & Title | State Division Funding | Div III Equalization | Other State | Current Expense Local | Other Local | Federal | Fund 300 | Fund 450 | Total |
|--------------------------------------|------------------------|----------------------|--------------|-----------------------|----------------|----------------|----------|----------|-----------------|
| 52015 Disability Insurance | \$730.33 | \$7,697.07 | \$2,013.08 | \$47,369.93 | \$4,912.49 | \$1,628.07 | \$0.00 | \$0.00 | \$64,350.97 |
| 52016 Employer's Share-Medicare | \$666,473.73 | \$70,470.68 | \$29,068.04 | \$400,010.87 | \$52,371.70 | \$31,510.76 | \$0.00 | \$0.00 | \$1,249,905.78 |
| 52019 Flex Credit Vision | \$1,922.51 | \$12,795.23 | \$5,065.09 | \$81,111.47 | \$17,033.60 | \$2,278.12 | \$0.00 | \$0.00 | \$120,206.02 |
| Benefits | \$26,261,438.23 | \$1,569,615.84 | \$929,348.42 | \$9,632,585.09 | \$1,276,232.73 | \$991,139.28 | \$0.00 | \$0.00 | \$40,660,359.59 |
| 54005 Other Travel-W/In State | \$15,884.07 | \$0.00 | \$16,261.95 | \$72,666.28 | \$8,077.21 | \$30,050.87 | \$0.00 | \$0.00 | \$142,940.38 |
| 54102 Common Carrier/Out-State | \$0.00 | \$0.00 | \$0.00 | \$492.40 | \$0.00 | \$1,477.20 | \$0.00 | \$0.00 | \$1,969.60 |
| 54104 Lodg-Hotl, Motl/Out-State | \$0.00 | \$0.00 | \$0.00 | \$899.48 | \$0.00 | \$0.00 | \$0.00 | \$0.00 | \$899.48 |
| 54105 Other Travel/Out-State | \$0.00 | \$0.00 | \$0.00 | \$0.00 | \$48,000.00 | \$0.00 | \$0.00 | \$0.00 | \$48,000.00 |
| 54106 Non State Employee Travel | \$0.00 | \$0.00 | \$0.00 | (\$2,460.00) | \$0.00 | \$0.00 | \$0.00 | \$0.00 | (\$2,460.00) |
| 55000 Other Professional Service | \$121,429.27 | \$0.00 | \$344,082.06 | \$2,708,108.46 | \$88,939.25 | \$1,093,116.77 | \$0.00 | \$0.00 | \$4,355,675.81 |
| 55010 Medical Services | \$113,166.96 | \$0.00 | \$427,521.88 | \$749,557.19 | \$141,864.00 | \$0.00 | \$0.00 | \$0.00 | \$1,432,110.03 |
| 55020 Legal Services | \$206,684.00 | \$0.00 | \$0.00 | \$24,843.20 | \$0.00 | \$0.00 | \$0.00 | \$0.00 | \$231,527.20 |
| 55051 Consultants | \$0.00 | \$0.00 | \$0.00 | \$46,052.90 | \$0.00 | \$619.89 | \$0.00 | \$0.00 | \$46,672.79 |
| 55061 Temporary Employment Service | \$646.14 | \$0.00 | \$187,546.58 | \$1,314,573.61 | \$5,751.90 | \$1,067.34 | \$0.00 | \$0.00 | \$1,509,585.57 |
| 55073 Computer Services | \$19.24 | \$0.00 | \$2,705.88 | \$250.00 | \$1,367.86 | \$0.00 | \$0.00 | \$0.00 | \$4,342.98 |
| 55074 Environmental Services | \$24,999.00 | \$0.00 | \$0.00 | \$419.20 | \$0.00 | \$0.00 | \$0.00 | \$0.00 | \$25,418.20 |
| 55090 Honorariums | \$0.00 | \$0.00 | \$0.00 | \$3,242.30 | \$0.00 | \$0.00 | \$0.00 | \$0.00 | \$3,242.30 |
| 55100 Stipends | \$0.00 | \$0.00 | \$0.00 | \$3,816.50 | \$0.00 | \$0.00 | \$0.00 | \$0.00 | \$3,816.50 |
| 55101 Postage | \$20,197.36 | \$0.00 | \$236.85 | \$140,266.03 | \$1,360.61 | \$644.24 | \$0.00 | \$0.00 | \$162,705.09 |
| 55103 Freight | \$0.00 | \$0.00 | \$0.00 | \$22.00 | \$0.00 | \$115.90 | \$0.00 | \$0.00 | \$137.90 |
| 55120 Communications Devices/Systems | \$64.74 | \$0.00 | \$0.00 | \$1,759.50 | \$0.00 | \$0.00 | \$0.00 | \$0.00 | \$1,824.24 |
| 55125 Telecommunication | \$161,583.91 | \$0.00 | \$2,040.62 | \$209,712.13 | \$3,346.56 | \$4,359.10 | \$0.00 | \$0.00 | \$381,042.32 |
| 55200 Public Utilities | \$0.00 | \$0.00 | \$0.00 | \$332,784.60 | \$0.00 | \$0.00 | \$0.00 | \$0.00 | \$332,784.60 |
| 55203 Energy | \$2,767,796.48 | \$0.00 | \$0.00 | \$261,423.63 | \$0.00 | \$0.00 | \$0.00 | \$0.00 | \$3,029,220.11 |
| 55314 Clothing & Incidentals | \$346.00 | \$0.00 | \$0.00 | \$17,034.36 | \$0.00 | \$0.00 | \$0.00 | \$0.00 | \$17,380.36 |

Total All Divisions

| Account & Title | State Division Funding | Div III Equalization | Other State | Current Expense Local | Other Local | Federal | Fund 300 | Fund 450 | Total |
|--------------------------------------|------------------------|----------------------|----------------|-----------------------|----------------|----------------|----------|----------|-----------------|
| 55338 Special Placements | \$0.00 | \$0.00 | \$0.00 | \$0.00 | \$104,252.00 | \$0.00 | \$0.00 | \$0.00 | \$104,252.00 |
| 55371 Tuition Reimbursements | \$0.00 | \$0.00 | \$1,950.00 | \$7,578.00 | \$0.00 | \$0.00 | \$0.00 | \$0.00 | \$9,528.00 |
| 55372 Tuition Instate Pub Sch | \$0.00 | \$0.00 | \$0.00 | \$81,405.77 | \$302,975.47 | \$0.00 | \$0.00 | \$0.00 | \$384,381.24 |
| 55373 Tuition Out/St Or Private | \$0.00 | \$0.00 | \$232,209.60 | \$0.05 | \$100,832.13 | \$0.00 | \$0.00 | \$0.00 | \$333,041.78 |
| 55400 Equipment Rental | \$360,954.25 | \$0.00 | \$4,456,620.81 | \$542,268.73 | \$62,794.05 | \$22,360.68 | \$0.00 | \$0.00 | \$5,444,998.52 |
| 55402 Buildings - Office Space | \$243,000.00 | \$0.00 | \$0.00 | \$520,149.13 | \$0.00 | \$0.00 | \$0.00 | \$0.00 | \$763,149.13 |
| 55434 Fleet Rental | \$150.00 | \$0.00 | \$450.00 | \$2,419.95 | \$0.00 | \$0.00 | \$0.00 | \$0.00 | \$3,019.95 |
| 55440 Other Rental | \$386.86 | \$0.00 | \$495.79 | \$17,731.97 | \$231.75 | \$0.00 | \$0.00 | \$0.00 | \$18,846.37 |
| 55452 Insurance | \$28,121.00 | \$0.00 | \$0.00 | \$181,442.00 | \$0.00 | \$0.00 | \$0.00 | \$0.00 | \$209,563.00 |
| 55500 Building/Grounds Repair | \$200,817.04 | \$0.00 | \$4,475.00 | \$816,939.12 | \$125.00 | \$0.00 | \$0.00 | \$0.00 | \$1,022,356.16 |
| 55506 Custodial Svc Ofc/Bldg/Grd | \$7,495.00 | \$0.00 | \$0.00 | \$755.56 | \$0.00 | \$0.00 | \$0.00 | \$0.00 | \$8,250.56 |
| 55507 Maintenance | \$23,032.71 | \$0.00 | \$2,968.58 | \$12,783.19 | \$448.50 | \$0.00 | \$0.00 | \$0.00 | \$39,232.98 |
| 55510 Equipment Repair | \$361,104.45 | \$0.00 | \$28,151.82 | \$506,745.18 | \$100,433.12 | \$0.00 | \$0.00 | \$0.00 | \$996,434.57 |
| 55600 Printing & Binding | \$115,104.43 | \$0.00 | \$525.00 | \$22,993.64 | \$0.00 | \$0.00 | \$0.00 | \$0.00 | \$138,623.07 |
| 55610 Advertising | \$9,046.95 | \$0.00 | \$0.00 | \$1,606.02 | \$23,680.45 | \$10,800.00 | \$0.00 | \$0.00 | \$45,133.42 |
| 55631 Assoc Dues And Conf Fees | \$996.48 | \$0.00 | \$23,307.62 | \$136,013.13 | \$130.00 | \$6,289.77 | \$0.00 | \$0.00 | \$166,737.00 |
| 55633 Permit/Certs/Trans/MisFee/Lics | \$264.18 | \$0.00 | \$0.00 | \$10,342.13 | \$180.00 | \$0.00 | \$0.00 | \$0.00 | \$10,786.31 |
| 55641 Food Service | \$0.00 | \$0.00 | \$612.98 | \$17,389.08 | \$2,185,754.75 | \$10,537.07 | \$0.00 | \$0.00 | \$2,214,293.88 |
| 55645 Late Chg-Al Otr/Int-Sv Chg | \$11.59 | \$0.00 | \$45.00 | \$163.83 | \$0.00 | \$0.00 | \$0.00 | \$0.00 | \$220.42 |
| 55647 Student Body Activity | \$8,685.50 | \$0.00 | \$10,102.95 | \$22,821.01 | \$1,989.00 | \$1,250.00 | \$0.00 | \$0.00 | \$44,848.46 |
| 55658 Reimburse Non State Emp Travel | \$0.00 | \$0.00 | \$0.00 | \$2,621.41 | \$0.00 | \$1,916.23 | \$0.00 | \$0.00 | \$4,537.64 |
| 55667 Training | \$0.00 | \$0.00 | \$0.00 | \$11,577.25 | \$372.98 | \$5,791.83 | \$0.00 | \$0.00 | \$17,742.06 |
| 55668 Non-State Employee Training | \$490.00 | \$0.00 | \$3,718.95 | \$33,457.24 | \$0.00 | \$0.00 | \$0.00 | \$0.00 | \$37,666.19 |
| 55692 Sanitary Services | \$303.60 | \$0.00 | \$0.00 | \$19,340.00 | \$0.00 | \$0.00 | \$0.00 | \$0.00 | \$19,643.60 |
| 55714 Moving Costs/Business | \$162.00 | \$0.00 | \$0.00 | \$5,631.00 | \$45,014.53 | \$0.00 | \$0.00 | \$0.00 | \$50,807.53 |
| Purchased Services | \$4,792,943.21 | \$0.00 | \$5,746,029.92 | \$8,859,638.16 | \$3,227,921.12 | \$1,190,396.89 | \$0.00 | \$0.00 | \$23,816,929.30 |

Total All Divisions

| Account & Title | | State Division Funding | Div III Equalization | Other State | Current Expense Local | Other Local | Federal | Fund 300 | Fund 450 | Total |
|------------------------|-------------------------------|------------------------|----------------------|--------------|-----------------------|----------------|-------------|----------|----------|----------------|
| 56000 | Office Supplies | \$54,904.34 | \$0.00 | \$12,865.68 | \$604,424.87 | \$259,940.09 | \$12,072.47 | \$0.00 | \$0.00 | \$944,207.45 |
| 56010 | Administrative Supplies | \$0.00 | \$0.00 | \$0.00 | \$1,184.29 | \$0.00 | \$0.00 | \$0.00 | \$0.00 | \$1,184.29 |
| 56011 | Promotional Supplies | \$2,014.00 | \$0.00 | \$382.00 | \$13,061.86 | \$0.00 | \$0.00 | \$0.00 | \$0.00 | \$15,457.86 |
| 56070 | Institutional Supplies | \$0.00 | \$0.00 | \$0.00 | \$0.00 | \$80,439.10 | \$0.00 | \$0.00 | \$0.00 | \$80,439.10 |
| 56110 | Operating Supplies | \$14,114.44 | \$0.00 | \$6,515.00 | \$51,959.83 | \$135,091.14 | \$0.00 | \$0.00 | \$0.00 | \$207,680.41 |
| 56111 | Food | \$771.19 | \$0.00 | \$12,025.29 | \$37,409.73 | \$699,295.76 | \$4,480.57 | \$0.00 | \$0.00 | \$753,982.54 |
| 56120 | Clothing & Linens | \$0.00 | \$0.00 | \$0.00 | \$73.35 | \$0.00 | \$0.00 | \$0.00 | \$0.00 | \$73.35 |
| 56128 | Medical Supplies | \$10,234.10 | \$0.00 | \$0.00 | \$9,870.65 | \$1,000.00 | \$20.00 | \$0.00 | \$0.00 | \$21,124.75 |
| 56141 | Custodial Supplies | \$1,459.77 | \$0.00 | \$0.00 | \$320,674.09 | \$25,062.50 | \$0.00 | \$0.00 | \$0.00 | \$347,196.36 |
| 56145 | Computer Supplies | \$99,070.63 | \$0.00 | \$11,599.45 | \$1,308,251.76 | \$39,145.93 | \$0.00 | \$0.00 | \$0.00 | \$1,458,067.77 |
| 56150 | Instructional Supplies | \$432,623.63 | \$0.00 | \$120,286.56 | \$976,297.95 | \$12,869.44 | \$30,133.33 | \$0.00 | \$0.00 | \$1,572,210.91 |
| 56157 | Books And Publications | \$71,902.81 | \$0.00 | \$1,393.08 | \$232,480.68 | \$1,365.13 | \$1,550.58 | \$0.00 | \$0.00 | \$308,692.28 |
| 56162 | Safety Equipment | \$37,170.49 | \$0.00 | \$0.00 | \$70,646.17 | \$988.00 | \$0.00 | \$0.00 | \$0.00 | \$108,804.66 |
| 56167 | Environmental | \$919.05 | \$0.00 | \$0.00 | \$0.00 | \$0.00 | \$0.00 | \$0.00 | \$0.00 | \$919.05 |
| 56183 | Fuel(Gas,Diesel,Aviation Etc) | \$21,770.61 | \$0.00 | \$6,166.39 | \$67,315.42 | \$5,394.53 | \$0.00 | \$0.00 | \$0.00 | \$100,646.95 |
| 56200 | Transportation Material | \$0.00 | \$0.00 | \$0.00 | \$190.95 | \$0.00 | \$0.00 | \$0.00 | \$0.00 | \$190.95 |
| 56210 | Vehicle Materials | \$8,262.94 | \$0.00 | \$4,226.72 | \$181,962.09 | \$35,068.00 | \$0.00 | \$0.00 | \$0.00 | \$229,519.75 |
| 56211 | Equipment Supp & Maint Mat | \$13,471.39 | \$0.00 | \$0.00 | \$11,433.62 | \$0.00 | \$0.00 | \$0.00 | \$0.00 | \$24,905.01 |
| 56220 | Building Materials | \$254,275.56 | \$0.00 | \$0.00 | \$340,276.42 | \$0.00 | \$0.00 | \$0.00 | \$0.00 | \$594,551.98 |
| 56230 | Highway/Grounds Materials | \$0.00 | \$0.00 | \$0.00 | \$1,005.00 | \$0.00 | \$0.00 | \$0.00 | \$0.00 | \$1,005.00 |
| 56950 | Institutional Equipment (Exp) | \$2,725.95 | \$0.00 | \$0.00 | \$7,495.90 | \$29,762.00 | \$0.00 | \$0.00 | \$0.00 | \$39,983.85 |
| 56960 | Athletic Supplies | \$23,351.49 | \$0.00 | \$0.00 | \$304,746.65 | \$11,773.00 | \$0.00 | \$0.00 | \$0.00 | \$339,871.14 |
| 56970 | Schools Operating Supplies | \$0.00 | \$0.00 | \$0.00 | \$0.00 | \$599.58 | \$0.00 | \$0.00 | \$0.00 | \$599.58 |
| Supplies and Materials | | \$1,049,042.39 | \$0.00 | \$175,460.17 | \$4,540,761.28 | \$1,337,794.20 | \$48,256.95 | \$0.00 | \$0.00 | \$7,151,314.99 |
| 57002 | Instructional Equipment | \$0.00 | \$0.00 | \$0.00 | \$75,533.66 | \$0.00 | \$0.00 | \$0.00 | \$0.00 | \$75,533.66 |

Total All Divisions

| Account & Title | State Division Funding | Div III Equalization | Other State | Current Expense Local | Other Local | Federal | Fund 300 | Fund 450 | Total |
|----------------------------------|------------------------|----------------------|----------------|-----------------------|-----------------|----------------|----------|----------|------------------|
| 57004 Athletic Equipment | \$0.00 | \$0.00 | \$0.00 | \$36,794.27 | \$0.00 | \$0.00 | \$0.00 | \$0.00 | \$36,794.27 |
| 57010 Office Equipment | \$145.51 | \$0.00 | \$0.00 | \$13,162.79 | \$0.00 | \$0.00 | \$0.00 | \$0.00 | \$13,308.30 |
| 57020 Institutional Equipment | \$0.00 | \$0.00 | \$0.00 | \$0.00 | \$47.53 | \$0.00 | \$0.00 | \$0.00 | \$47.53 |
| 57030 Environmental Equipment | \$4,266.31 | \$0.00 | \$0.00 | \$322.37 | \$0.00 | \$0.00 | \$0.00 | \$0.00 | \$4,588.68 |
| 57040 Multimedia Equipment | \$0.00 | \$0.00 | \$3,868.50 | \$9,274.93 | \$0.00 | \$0.00 | \$0.00 | \$0.00 | \$13,143.43 |
| 57110 Transportation Equipment | \$867.38 | \$0.00 | \$32,590.00 | \$57,793.64 | \$0.00 | \$0.00 | \$0.00 | \$0.00 | \$91,251.02 |
| 57210 Shop Machinery/Equip/Tools | \$15,240.90 | \$0.00 | \$0.00 | \$62,912.42 | \$0.00 | \$0.00 | \$0.00 | \$0.00 | \$78,153.32 |
| 57310 Refrig/Air Condit/Heat | \$0.00 | \$0.00 | \$0.00 | \$469.99 | \$0.00 | \$0.00 | \$0.00 | \$0.00 | \$469.99 |
| 57411 Communication Equipment | \$0.00 | \$0.00 | \$0.00 | \$20,997.00 | \$147,580.40 | \$0.00 | \$0.00 | \$0.00 | \$168,577.40 |
| 58000 Land | \$0.00 | \$0.00 | \$0.00 | \$3,199.22 | \$0.00 | \$0.00 | \$0.00 | \$0.00 | \$3,199.22 |
| 58300 Building Improvement | \$26.00 | \$0.00 | \$0.00 | \$47,636.31 | \$1,516,925.35 | \$0.00 | \$0.00 | \$0.00 | \$1,564,587.66 |
| 58600 Pub Wrk (Otr Thn Bldg/Hwy) | \$0.00 | \$0.00 | \$0.00 | \$8,355.00 | \$0.00 | \$0.00 | \$0.00 | \$0.00 | \$8,355.00 |
| Capital Outlay | \$20,546.10 | \$0.00 | \$36,458.50 | \$336,451.60 | \$1,664,553.28 | \$0.00 | \$0.00 | \$0.00 | \$2,058,009.48 |
| GRAND TOTALS | \$80,284,398.12 | \$7,276,040.00 | \$8,913,079.02 | \$49,132,220.32 | \$11,049,583.91 | \$4,432,538.12 | \$0.00 | \$0.00 | \$161,087,859.49 |

Total All Divisions

| Account & Title | State Division Funding | Div III Equalization | Other State | Current Expense Local | Other Local | Federal | Fund 300 | Fund 450 | Total |
|-----------------|------------------------|----------------------|-------------|-----------------------|-------------|---------|----------|----------|-------|
|-----------------|------------------------|----------------------|-------------|-----------------------|-------------|---------|----------|----------|-------|

