



Community Financial Review Committee

YTD Total Expenditures & Encumbrances Report

Prepared by the Red Clay Business Office

**Excludes Prior Year Appropriations
Report Ending Date: August 31, 2009**

Committee Members

- Jill Floore, Red Clay Chief Financial Officer
- Kelly Krapf, Red Clay Education Association Representative
- Paul Lloyd, Community Representative
- Larry Miller, Community Representative
- Eric Randolph, Board of Education Representative
- Jane Rattenni, Community Representative
- Kim Williams, Board of Education Representative

CFRC Review: September 14, 2009

FY10 - 02

Page 1

The Business Office is responsible for the accuracy of the content found in the YTD Total Expenditures & Encumbrances Report. The CFRC reviews the document in order to track spending by the object code accounting system.

For more information, visit the CFRC website at <http://www.redclay.k12.de.us/boardcfrc/cfrcindex.shtml>

Contact us at rccfrc@redclay.k12.de.us

Abstract:

The YTD Total Expenditures and Encumbrances Report tracks district costs by object code and is used by the State of Delaware's accounting system to identify line item expenses and encumbrances. An encumbrance is an accounting procedure that sets aside available funds for commitments related to unperformed contracts for goods and services, to ensure the availability of funds when payment is requested. This report excludes prior year appropriations and most closely parallels the district's monthly financial report by Intermediate Budget Unit (IBU), which primarily focuses on expenditures by programs and departments.

DIVISION - 32 Red Clay Consolidated School District

Object Code & Title	State Division Funding	Current Expense Local	Other State	Other Local	Federal	Total
1101 Chief School Officer	\$92,782.56	\$8,712.06	\$0.00	\$0.00	\$0.00	\$101,494.62
1105 Assistant Superintendent	\$57,145.42	\$23,633.79	\$0.00	\$0.00	\$0.00	\$80,779.21
1106 Directors - Administration	\$51,249.58	\$20,670.42	\$0.00	\$0.00	\$0.00	\$71,920.00
1107 Directors - Instruction	\$39,187.55	\$10,201.56	\$0.00	\$0.00	\$0.00	\$49,389.11
1108 Admin Assistant - Executive	\$4,436.02	\$0.00	\$0.00	\$0.00	\$0.00	\$4,436.02
1110 Supervisors- Instruction	\$0.00	\$0.00	\$0.00	\$11,322.40	\$0.00	\$11,322.40
1111 Supervisors- Support Services	\$102,484.67	\$27,531.33	\$0.00	\$20,113.30	\$0.00	\$150,129.30
1112 Specialist- Support Services	\$101,530.24	\$9,354.24	\$0.00	\$19,362.75	\$0.00	\$130,247.23
1113 Specialist-Transportation	\$0.00	\$0.00	\$55,479.53	\$0.00	\$0.00	\$55,479.53
1114 Principal	\$407,672.65	\$131,240.31	\$21,534.25	\$0.00	\$0.00	\$560,447.21
1116 Assistant Principals	\$277,151.63	\$108,723.42	\$0.00	\$0.00	\$0.00	\$385,875.05
1118 Coordinators	\$0.00	\$0.00	\$869.80	\$7,274.40	\$0.00	\$8,144.20
1119 Guidance Counselors	\$0.00	\$0.00	\$1,262.25	\$0.00	\$0.00	\$1,262.25
1120 Teachers	\$10,064,599.60	\$867,049.56	\$25,871.95	\$329,692.60	\$0.00	\$11,287,213.71
1121 Human Relations	\$286.00	\$0.00	\$0.00	\$0.00	\$0.00	\$286.00
1122 Visiting Teachers	\$27,297.56	\$6,548.19	\$0.00	\$0.00	\$0.00	\$33,845.75
1124 Psychologists	\$54,554.46	\$14,311.72	\$0.00	\$0.00	\$0.00	\$68,866.18
1126 Speech and Hearing	\$62,643.23	\$18,184.08	\$0.00	\$0.00	\$0.00	\$80,827.31
1128 Paraprofessionals	\$3,643.37	\$3,942.21	\$13,769.53	\$93,648.69	\$0.00	\$115,003.80
1130 Driver Education	\$76,024.50	\$20,069.85	\$0.00	\$0.00	\$0.00	\$96,094.35
1134 Nurse/Hygienists	\$181,607.40	\$57,943.10	\$0.00	\$48,268.64	\$0.00	\$287,819.14
1138 Clerical - Support Services	\$347,899.57	\$97,905.47	\$10,921.86	\$20,626.15	\$0.00	\$477,353.05
1140 Custodial/Maintenance Employees	\$971,699.17	\$284,372.51	\$9,748.88	\$57,708.39	\$0.00	\$1,323,528.95
1141 Clerical Schools	\$218,542.30	\$46,987.61	\$0.00	\$0.00	\$0.00	\$265,529.91
1143 Cafeteria Substitute	\$0.00	\$0.00	\$0.00	\$5,002.30	\$0.00	\$5,002.30
1144 Cafeteria Manager	\$79,049.75	\$0.00	\$0.00	\$29,876.67	\$0.00	\$108,926.42

DIVISION - 32 Red Clay Consolidated School District

Object Code & Title		State Division Funding	Current Expense Local	Other State	Other Local	Federal	Total
1145	Cafeteria Workers	\$189,409.29	\$0.00	\$0.00	\$138,620.95	\$0.00	\$328,030.24
1146	Transportation Supervisors	\$11,634.50	\$0.00	\$32,358.80	\$0.00	\$0.00	\$43,993.30
1148	Bus Drivers - Regular Trips	\$0.00	(\$691.54)	\$91,434.99	\$0.00	\$0.00	\$90,743.45
1149	Bus Aides	\$0.00	\$3,433.84	\$35,106.64	\$0.00	\$0.00	\$38,540.48
1152	Substitute Teachers	\$1,664.40	\$18,025.09	\$0.00	\$0.00	\$0.00	\$19,689.49
1153	Substitute Nurses	\$187.50	\$175.00	\$0.00	\$0.00	\$0.00	\$362.50
1154	EPER Athletic Salaries	\$0.00	\$240.50	\$0.00	\$130.00	\$0.00	\$370.50
1156	EPER Extra Curricular Activities	\$1,846.72	\$11,834.33	\$0.00	\$0.00	\$0.00	\$13,681.05
1157	EPER Miscellaneous	\$7,824.23	\$91,108.91	\$29,929.75	\$40,759.30	\$0.00	\$169,622.19
1160	Summer School	\$43,821.28	\$14,141.11	\$0.00	\$59,974.27	\$0.00	\$117,936.66
1162	Evening School	\$0.00	\$0.00	\$237.60	\$0.00	\$0.00	\$237.60
1164	Bldg Grounds Supervisor	\$12,840.05	\$9,240.50	\$0.00	\$0.00	\$0.00	\$22,080.55
1168	Co-Op Work Study	\$0.00	\$1,083.86	\$0.00	\$0.00	\$0.00	\$1,083.86
1170	Substitute Custodial	\$23,636.43	\$35,072.46	\$0.00	\$0.00	\$0.00	\$58,708.89
1175	Shift Differential Sal	\$2,245.69	\$3,710.94	\$0.00	\$0.00	\$0.00	\$5,956.63
1180	Overtime Clerical	\$0.00	\$1,378.74	\$0.00	\$1,500.00	\$0.00	\$2,878.74
1181	Overtime Custodial	\$3,162.54	\$5,992.16	\$0.00	\$12,124.48	\$0.00	\$21,279.18
1182	Overtime Food Service	\$0.00	\$0.00	\$0.00	\$21,563.14	\$0.00	\$21,563.14
SALARIES		\$13,519,759.86	\$1,952,127.33	\$328,525.83	\$917,568.43	\$0.00	\$16,717,981.45
2001	Pensions/Employer's Share	\$1,840,309.18	\$465,210.36	\$50,634.78	\$121,375.05	\$0.00	\$2,477,529.37
2002	Health Insurance/Employer's Share	\$2,283,795.27	\$128,001.25	\$50,509.08	\$41,517.93	\$0.00	\$2,503,823.53
2004	Group Life Insurance	\$10,550.43	\$8,586.39	\$37.39	\$1,752.68	\$0.00	\$20,926.89
2005	Workers Compensation	\$239,580.30	\$62,433.97	\$6,759.87	\$17,882.80	\$0.00	\$326,656.94
2006	Social Security/Employer's Share	\$757,608.08	\$192,925.09	\$21,358.87	\$56,090.06	\$0.00	\$1,027,982.10
2009	Unemployment Insurance Benefits	\$21,000.50	\$5,309.73	\$595.84	\$1,558.51	\$0.00	\$28,464.58

DIVISION - 32 Red Clay Consolidated School District

Object Code & Title		State Division Funding	Current Expense Local	Other State	Other Local	Federal	Total
2011	Dental Plan	\$105,083.36	\$98,915.07	\$115.74	\$25,522.90	\$0.00	\$229,637.07
2015	Disability Insurance	\$5,470.18	\$5,267.40	\$19.84	\$1,133.09	\$0.00	\$11,890.51
2016	Medicare/Employer's Share	\$178,144.87	\$45,135.98	\$5,038.56	\$13,117.82	\$0.00	\$241,437.23
2019	Flex Credit	\$10,398.64	\$8,484.31	\$17.26	\$3,772.05	\$0.00	\$22,672.26
2020	Flex Credits	\$329.23	\$340.11	\$0.00	\$258.47	\$0.00	\$927.81
OTHER EMPLOYMENT COSTS		\$5,452,270.04	\$1,020,609.66	\$135,087.23	\$283,981.36	\$0.00	\$6,891,948.29
3301	Debt Service/Interest	\$0.00	\$0.00	\$663,163.33	\$815,751.01	\$0.00	\$1,478,914.34
3302	Debt Service/Principal	\$0.00	\$0.00	\$2,357,059.68	\$912,240.00	\$0.00	\$3,269,299.68
3605	Tuition - Out of State or Private	\$0.00	\$0.00	\$37,806.08	\$18,132.72	\$0.00	\$55,938.80
GOVERNMENT SERVICES		\$0.00	\$0.00	\$3,058,029.09	\$1,746,123.73	\$0.00	\$4,804,152.82
4000	In-State Travel	\$879.40	\$1,561.00	\$0.00	\$63.20	\$0.00	\$2,503.60
4100	Out-of-State Travel	\$0.00	\$111.20	\$0.00	\$0.00	\$0.00	\$111.20
TRAVEL		\$879.40	\$1,672.20	\$0.00	\$63.20	\$0.00	\$2,614.80
5000	Professional Services	\$60,220.69	\$476,171.55	\$200.00	\$35,400.00	\$0.00	\$571,992.24
5008	Inspection Fees	\$0.00	\$2,471.60	\$0.00	\$0.00	\$0.00	\$2,471.60
5010	Medical/ Related Services	\$0.00	\$1,400.00	\$500.00	\$625.00	\$0.00	\$2,525.00
5014	Psychologist	\$0.00	\$2,700.00	\$0.00	\$0.00	\$0.00	\$2,700.00
5020	Legal Services	\$85,090.00	\$1,483.83	\$0.00	\$0.00	\$0.00	\$86,573.83
5051	Educational Consultants - Individual	\$5,323.57	\$0.00	\$0.00	\$0.00	\$0.00	\$5,323.57
5074	Outside Computer Services - N-State Agenices	\$500.00	\$0.00	\$0.00	\$0.00	\$0.00	\$500.00
5077	Exterminator	\$0.00	\$3,729.00	\$0.00	\$0.00	\$0.00	\$3,729.00
5092	Athletic Officials	\$28,532.00	\$4,750.00	\$0.00	\$0.00	\$0.00	\$33,282.00
5093	Contracted Labor	\$1,741.40	\$0.00	\$3,142.41	\$0.00	\$0.00	\$4,883.81

DIVISION - 32 Red Clay Consolidated School District

Object Code & Title	State Division Funding	Current Expense Local	Other State	Other Local	Federal	Total
5101 Postage	\$5,881.57	\$12,561.59	\$2,122.80	\$117.34	\$0.00	\$20,683.30
5111 Telephone Services	\$120,496.70	\$18,492.32	\$875.00	\$627.09	\$0.00	\$140,491.11
5115 Beepers/Pagers	\$0.00	\$250.00	\$0.00	\$0.00	\$0.00	\$250.00
5201 Water and Sewer	\$60,000.00	\$12,426.26	\$1,100.00	\$0.00	\$0.00	\$73,526.26
5203 Electricity	\$1,391,890.50	\$0.00	\$0.00	\$0.00	\$0.00	\$1,391,890.50
5211 Heat by Natural Gas	\$596,524.50	\$0.00	\$0.00	\$0.00	\$0.00	\$596,524.50
5212 Heat/Cook by Propane Gas	\$0.00	\$10.72	\$0.00	\$0.00	\$0.00	\$10.72
5332 Athletic	\$25,292.00	\$0.00	\$0.00	\$0.00	\$0.00	\$25,292.00
5334 Umbrella Liability Insurance	\$2,829.00	\$0.00	\$0.00	\$0.00	\$0.00	\$2,829.00
5401 Buildings other than Office SP	\$0.00	\$752.50	\$0.00	\$0.00	\$0.00	\$752.50
5402 Buildings- Office Space	\$0.00	\$180,000.00	\$12,500.00	\$0.00	\$0.00	\$192,500.00
5406 Rental	\$82.00	\$1,469.66	\$0.00	\$0.00	\$0.00	\$1,551.66
5411 PhotoCopier Equipment	\$161,723.16	\$10,163.04	\$0.00	\$0.00	\$0.00	\$171,886.20
5413 Other Office Machines and Equipment Rental	\$240.00	\$97.76	\$566.39	\$0.00	\$0.00	\$904.15
5425 Regular Pupil Transportation	\$16,601.00	\$420.50	\$1,361,913.00	\$11,083.00	\$0.00	\$1,390,017.50
5428 After School Activity Transportation	\$0.00	\$0.00	\$75,000.00	\$0.00	\$0.00	\$75,000.00
5429 Athletic Transportation	\$30,160.00	\$8,000.00	\$0.00	\$0.00	\$0.00	\$38,160.00
5438 Buildings/Ground Maintenance Equipment	\$651.60	\$0.00	\$0.00	\$0.00	\$0.00	\$651.60
5440 Computer Rentals and Leases	\$59,883.72	\$112,339.45	\$0.00	\$0.00	\$0.00	\$172,223.17
5456 Automated Access (User Fee)	\$1,320.00	\$109.56	\$660.00	\$0.00	\$0.00	\$2,089.56
5500 Buildings/Grounds Repair	\$214,425.37	\$27,574.74	\$0.00	\$57,426.71	\$0.00	\$299,426.82
5502 Grounds - Maint. Only Lawn Care	\$0.00	\$145.00	\$0.00	\$0.00	\$0.00	\$145.00
5506 Custodial Services Office/Building/Grounds	\$0.00	\$0.00	\$3,150.00	\$0.00	\$0.00	\$3,150.00
5507 Maintenance Agreements	\$25,467.59	\$7,792.10	\$1,650.00	\$0.00	\$0.00	\$34,909.69
5510 Equipment Repair	\$142.00	\$134.99	\$412.50	\$0.00	\$0.00	\$689.49
5517 Repairs by Outside Vendor	\$100.00	\$2,619.13	\$0.00	\$0.00	\$0.00	\$2,719.13

DIVISION - 32 Red Clay Consolidated School District

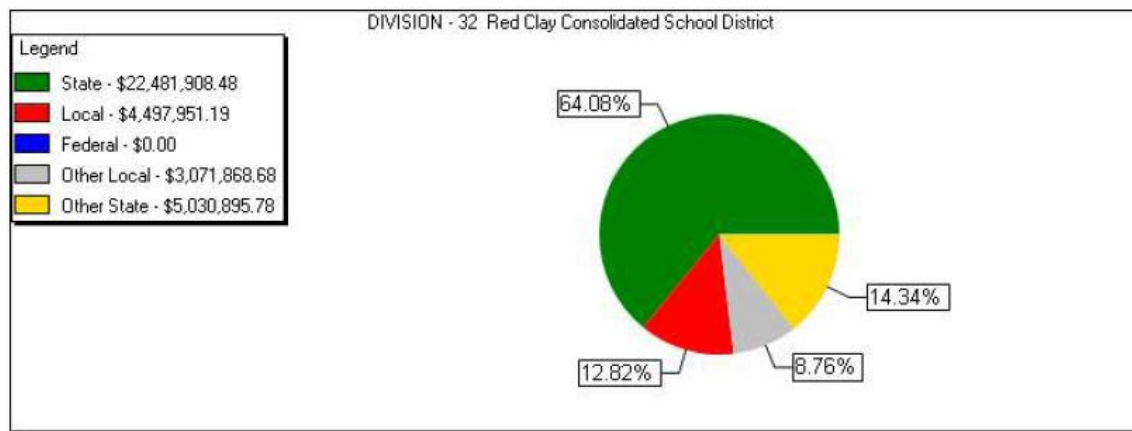
Object Code & Title	State Division Funding	Current Expense Local	Other State	Other Local	Federal	Total
5519 Repair and Services - All Other Eq	\$0.00	\$470.85	\$0.00	\$0.00	\$0.00	\$470.85
5522 Station Wagons and Vans	\$0.00	\$174.92	\$0.00	\$0.00	\$0.00	\$174.92
5524 Trucks & Trailers	\$0.00	\$84.95	\$0.00	\$0.00	\$0.00	\$84.95
5542 Trash Removal - Container	\$0.00	\$1,767.85	\$0.00	\$0.00	\$0.00	\$1,767.85
5544 Alarm and Signal Systems	\$16,260.00	\$2,530.26	\$0.00	\$0.00	\$0.00	\$18,790.26
5600 Printing	\$0.00	\$6,680.08	\$0.00	\$0.00	\$0.00	\$6,680.08
5602 Licenses and Permits	\$4,900.00	\$2,000.00	\$0.00	\$501.75	\$0.00	\$7,401.75
5610 Advertising	\$0.00	\$241.53	\$0.00	\$0.00	\$0.00	\$241.53
5631 Ath Conf Fees & Assoc Dues	\$3,060.00	\$30,328.00	\$0.00	\$0.00	\$0.00	\$33,388.00
5634 Examination Cost/Fees	\$0.00	\$19,789.50	\$0.00	\$0.00	\$0.00	\$19,789.50
5643 Food Service - Other	\$0.00	\$50.55	\$0.00	\$0.00	\$0.00	\$50.55
5647 Student Body Activity	\$0.00	\$48.73	\$0.00	\$200.00	\$0.00	\$248.73
5659 Commencement Rental	\$0.00	\$240.01	\$0.00	\$0.00	\$0.00	\$240.01
5671 Medical Reimbursement	\$0.00	\$0.00	\$0.00	\$110.25	\$0.00	\$110.25
5714 Moving Costs/Business	\$436.80	\$0.00	\$0.00	\$1,215.93	\$0.00	\$1,652.73
CONTRACTUAL SERVICES	\$2,919,775.17	\$952,472.53	\$1,463,792.10	\$107,307.07	\$0.00	\$5,443,346.87
6000 Office Supplies	\$22,800.55	\$45,615.06	\$8,688.28	\$2,027.00	\$0.00	\$79,130.89
6004 Photocopier Supplies	\$0.00	\$3,045.07	\$0.00	\$0.00	\$0.00	\$3,045.07
6011 Promotional Supplies	\$1,988.00	\$56.50	\$0.00	\$0.00	\$0.00	\$2,044.50
6070 Furniture not capital outlay	\$15,252.93	\$11,179.54	\$164.99	\$0.00	\$0.00	\$26,597.46
6088 Computer not capital outlay	\$3,184.75	\$2,098.00	\$0.00	\$0.00	\$0.00	\$5,282.75
6111 Food - Institutional	\$37.96	\$4,912.95	\$364.55	\$2,765.51	\$0.00	\$8,080.97
6140 Custodial Supplies	\$30,089.42	\$1,257.49	\$775.00	\$0.00	\$0.00	\$32,121.91
6145 Computer Supplies	\$13,360.57	\$34,071.11	\$0.00	\$0.00	\$0.00	\$47,431.68
6150 Instructional Supplies	\$221,073.44	\$288,937.05	\$27,170.08	\$2,258.13	\$0.00	\$539,438.70

DIVISION - 32 Red Clay Consolidated School District

Object Code & Title		State Division Funding	Current Expense Local	Other State	Other Local	Federal	Total
6151	Subscriptions	\$7,494.49	\$11,933.05	\$392.00	\$0.00	\$0.00	\$19,819.54
6153	Manuals and Test Materials	\$966.95	\$0.00	\$0.00	\$0.00	\$0.00	\$966.95
6156	Audio/Visual	\$0.00	\$7,610.85	\$0.00	\$0.00	\$0.00	\$7,610.85
6157	Textbooks	\$7,766.65	\$32,364.87	\$0.00	\$0.00	\$0.00	\$40,131.52
6158	Technical/Reference Books	\$484.77	\$149.80	\$0.00	\$0.00	\$0.00	\$634.57
6160	Library Books - Consumable	\$0.00	\$2,156.15	\$0.00	\$0.00	\$0.00	\$2,156.15
6162	Safety Aids - goggles	\$0.00	\$130.28	\$0.00	\$0.00	\$0.00	\$130.28
6163	Medical Supplies/Medicines/Health Aids	\$5,284.70	\$13,281.38	\$0.00	\$0.00	\$0.00	\$18,566.08
6175	Diesel Fuel	\$46.23	\$0.00	\$0.00	\$0.00	\$0.00	\$46.23
6210	Vehicle Materials	\$1,886.45	\$46,884.42	\$7,530.88	\$0.00	\$0.00	\$56,301.75
6220	Maintenance and Building Materials	\$185,736.76	\$13,101.00	\$375.75	\$3,144.00	\$0.00	\$202,357.51
6230	Highway/Grounds Materials	\$0.00	\$520.00	\$0.00	\$0.00	\$0.00	\$520.00
6250	Athletic Supplies	\$50,894.54	\$50,199.92	\$0.00	\$6,630.25	\$0.00	\$107,724.71
6251	Commencement Supplies	\$0.00	\$108.81	\$0.00	\$0.00	\$0.00	\$108.81
SUPPLIES AND MATERIALS		\$568,349.16	\$569,613.30	\$45,461.53	\$16,824.89	\$0.00	\$1,200,248.88
7004	Athletic Equipment	\$0.00	\$312.28	\$0.00	\$0.00	\$0.00	\$312.28
7006	Library Books - Non Consumable	\$1,313.92	\$0.00	\$0.00	\$0.00	\$0.00	\$1,313.92
7010	General Equipment	\$0.00	\$1,100.00	\$0.00	\$0.00	\$0.00	\$1,100.00
7040	Audio Visual Equipment	\$1,602.68	\$0.00	\$0.00	\$0.00	\$0.00	\$1,602.68
7110	Vehicles	\$17,909.00	\$0.00	\$0.00	\$0.00	\$0.00	\$17,909.00
7200	Custodial/Maintenance Equipment	\$0.00	\$43.89	\$0.00	\$0.00	\$0.00	\$43.89
CAPITAL OUTLAY - EQUIPMENT		\$20,825.60	\$1,456.17	\$0.00	\$0.00	\$0.00	\$22,281.77
8000	Land	\$49.25	\$0.00	\$0.00	\$0.00	\$0.00	\$49.25
CAPITAL OUTLAY - PROPERTY		\$49.25	\$0.00	\$0.00	\$0.00	\$0.00	\$49.25

DIVISION - 32 Red Clay Consolidated School District

Object Code & Title	State Division Funding	Current Expense Local	Other State	Other Local	Federal	Total
GRAND TOTALS	\$22,481,908.48	\$4,497,951.19	\$5,030,895.78	\$3,071,868.68	\$0.00	\$35,082,624.13



DIVISION - 54 Meadowood School

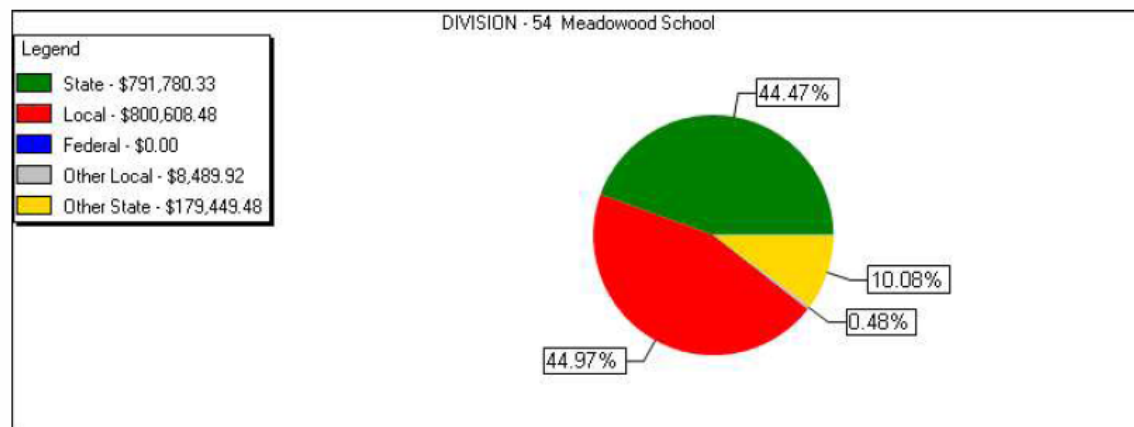
Object Code & Title		State Division Funding	Current Expense Local	Other State	Other Local	Federal	Total
1114	Principal	\$14,017.68	\$5,851.92	\$0.00	\$0.00	\$0.00	\$19,869.60
1120	Teachers	\$222,596.71	\$140,405.73	\$0.00	\$609.00	\$0.00	\$363,611.44
1128	Paraprofessionals	\$133,562.41	\$253,279.57	\$0.00	\$0.00	\$0.00	\$386,841.98
1134	Nurse/Hygienists	\$8,734.55	\$1,349.78	\$0.00	\$5,999.10	\$0.00	\$16,083.43
1140	Custodial/Maintenance Employees	\$19,092.89	\$9,333.45	\$0.00	\$0.00	\$0.00	\$28,426.34
1141	Clerical Schools	\$6,000.82	\$3,289.81	\$0.00	\$0.00	\$0.00	\$9,290.63
1148	Bus Drivers - Regular Trips	\$0.00	\$635.45	\$63,621.64	\$0.00	\$0.00	\$64,257.09
1149	Bus Aides	\$0.00	\$1,499.23	\$39,435.01	\$0.00	\$0.00	\$40,934.24
1150	Inservice Education Workshop	\$0.00	\$393.60	\$0.00	\$0.00	\$0.00	\$393.60
1153	Substitute Nurses	\$195.00	\$772.50	\$0.00	\$0.00	\$0.00	\$967.50
1157	EPER Miscellaneous	\$100.00	\$383.16	\$0.00	\$0.00	\$0.00	\$483.16
1158	Homebound Instruction	\$0.00	\$520.00	\$0.00	\$0.00	\$0.00	\$520.00
1160	Summer School	\$106,460.48	\$128,983.31	\$0.00	\$0.00	\$0.00	\$235,443.79
1175	Shift Differential Sal	\$0.00	\$206.40	\$0.00	\$0.00	\$0.00	\$206.40
SALARIES		\$510,760.54	\$546,903.91	\$103,056.65	\$6,608.10	\$0.00	\$1,167,329.20
2001	Pensions/Employer's Share	\$58,825.27	\$92,704.21	\$15,870.12	\$1,015.52	\$0.00	\$168,415.12
2002	Health Insurance/Employer's Share	\$99,763.52	\$67,279.82	\$31,363.55	\$225.83	\$0.00	\$198,632.72
2004	Group Life Insurance	\$0.00	\$847.42	\$0.00	\$0.00	\$0.00	\$847.42
2005	Workers Compensation	\$7,610.85	\$13,187.09	\$2,006.56	\$129.18	\$0.00	\$22,933.68
2006	Social Security/Employer's Share	\$23,921.11	\$41,380.75	\$6,368.98	\$405.27	\$0.00	\$72,076.11
2009	Unemployment Insurance Benefits	\$659.10	\$1,139.57	\$175.72	\$11.24	\$0.00	\$1,985.63
2011	Dental Plan	\$0.00	\$17,796.98	\$0.00	\$0.00	\$0.00	\$17,796.98
2015	Disability Insurance	\$0.00	\$486.16	\$0.00	\$0.00	\$0.00	\$486.16
2016	Medicare/Employer's Share	\$5,594.39	\$9,677.68	\$1,489.55	\$94.78	\$0.00	\$16,856.40
2019	Flex Credit	\$0.00	\$1,605.23	\$0.00	\$0.00	\$0.00	\$1,605.23

DIVISION - 54 Meadowood School

Object Code & Title		State Division Funding	Current Expense Local	Other State	Other Local	Federal	Total
2020	Flex Credits	\$0.00	\$342.34	\$0.00	\$0.00	\$0.00	\$342.34
OTHER EMPLOYMENT COSTS		\$196,374.24	\$246,447.25	\$57,274.48	\$1,881.82	\$0.00	\$501,977.79
4000	In-State Travel	\$0.00	\$116.00	\$0.00	\$0.00	\$0.00	\$116.00
TRAVEL		\$0.00	\$116.00	\$0.00	\$0.00	\$0.00	\$116.00
5000	Professional Services	\$0.00	\$0.00	\$200.00	\$0.00	\$0.00	\$200.00
5010	Medical/ Related Services	\$0.00	\$593.56	\$250.00	\$0.00	\$0.00	\$843.56
5077	Exterminator	\$0.00	\$40.00	\$0.00	\$0.00	\$0.00	\$40.00
5111	Telephone Services	\$4,440.00	\$172.47	\$737.54	\$0.00	\$0.00	\$5,350.01
5201	Water and Sewer	\$5,500.00	\$0.00	\$500.00	\$0.00	\$0.00	\$6,000.00
5203	Electricity	\$37,961.00	\$3,035.58	\$0.00	\$0.00	\$0.00	\$40,996.58
5211	Heat by Natural Gas	\$16,269.00	\$314.34	\$0.00	\$0.00	\$0.00	\$16,583.34
5402	Buildings- Office Space	\$0.00	\$0.00	\$7,500.00	\$0.00	\$0.00	\$7,500.00
5456	Automated Access (User Fee)	\$0.00	\$0.00	\$300.00	\$0.00	\$0.00	\$300.00
5470	Oxygen Tanks	\$0.00	\$67.68	\$0.00	\$0.00	\$0.00	\$67.68
5500	Buildings/Grounds Repair	\$1,450.00	\$0.00	\$0.00	\$0.00	\$0.00	\$1,450.00
5506	Custodial Services Office/Building/Grounds	\$0.00	\$0.00	\$750.00	\$0.00	\$0.00	\$750.00
5507	Maintenance Agreements	\$0.00	\$0.00	\$750.00	\$0.00	\$0.00	\$750.00
5510	Equipment Repair	\$0.00	\$0.00	\$187.50	\$0.00	\$0.00	\$187.50
5517	Repairs by Outside Vendor	\$220.00	\$0.00	\$0.00	\$0.00	\$0.00	\$220.00
5522	Station Wagons and Vans	\$0.00	\$423.16	\$0.00	\$0.00	\$0.00	\$423.16
CONTRACTUAL SERVICES		\$65,840.00	\$4,646.79	\$11,175.04	\$0.00	\$0.00	\$81,661.83
6000	Office Supplies	\$2,281.21	\$37.83	\$3,190.63	\$0.00	\$0.00	\$5,509.67
6070	Furniture not capital outlay	\$0.00	\$0.00	\$74.93	\$0.00	\$0.00	\$74.93

DIVISION - 54 Meadowood School

Object Code & Title	State Division Funding	Current Expense Local	Other State	Other Local	Federal	Total
6088 Computer not capital outlay	\$4,456.34	\$0.00	\$0.00	\$0.00	\$0.00	\$4,456.34
6140 Custodial Supplies	\$0.00	\$0.00	\$375.00	\$0.00	\$0.00	\$375.00
6150 Instructional Supplies	\$1,780.19	\$2,388.93	\$95.00	\$0.00	\$0.00	\$4,264.12
6151 Subscriptions	\$0.00	\$0.00	\$50.00	\$0.00	\$0.00	\$50.00
6163 Medical Supplies/Medicines/Health Aids	\$5,235.98	\$0.00	\$0.00	\$0.00	\$0.00	\$5,235.98
6210 Vehicle Materials	\$0.00	\$3.77	\$3,999.00	\$0.00	\$0.00	\$4,002.77
6220 Maintenance and Building Materials	\$0.00	\$64.00	\$158.75	\$0.00	\$0.00	\$222.75
SUPPLIES AND MATERIALS	\$13,753.72	\$2,494.53	\$7,943.31	\$0.00	\$0.00	\$24,191.56
8800 Computers	\$5,051.83	\$0.00	\$0.00	\$0.00	\$0.00	\$5,051.83
CAPITAL OUTLAY - PROPERTY	\$5,051.83	\$0.00	\$0.00	\$0.00	\$0.00	\$5,051.83
GRAND TOTALS	\$791,780.33	\$800,608.48	\$179,449.48	\$8,489.92	\$0.00	\$1,780,328.21



DIVISION - 58 Intensive Learning Center-Red Clay

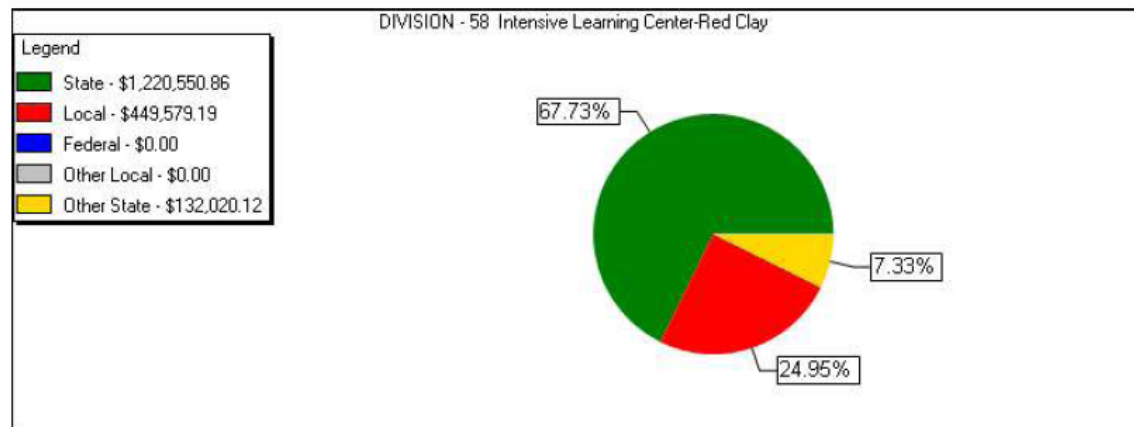
Object Code & Title		State Division Funding	Current Expense Local	Other State	Other Local	Federal	Total
1114	Principal	\$29,826.21	\$11,180.19	\$0.00	\$0.00	\$0.00	\$41,006.40
1120	Teachers	\$428,203.41	\$211,696.52	\$0.00	\$0.00	\$0.00	\$639,899.93
1128	Paraprofessionals	\$222,850.17	\$31,385.37	\$0.00	\$0.00	\$0.00	\$254,235.54
1138	Clerical - Support Services	\$1,500.00	\$0.00	\$0.00	\$0.00	\$0.00	\$1,500.00
1140	Custodial/Maintenance Employees	\$27,416.96	\$12,850.81	\$0.00	\$0.00	\$0.00	\$40,267.77
1141	Clerical Schools	\$19,179.85	\$8,771.31	\$0.00	\$0.00	\$0.00	\$27,951.16
1148	Bus Drivers - Regular Trips	\$0.00	\$0.00	\$33,027.76	\$0.00	\$0.00	\$33,027.76
1149	Bus Aides	\$0.00	\$0.00	\$42,981.28	\$0.00	\$0.00	\$42,981.28
1152	Substitute Teachers	\$0.00	\$1,976.48	\$0.00	\$0.00	\$0.00	\$1,976.48
1157	EPER Miscellaneous	\$1,213.50	\$3,594.96	\$0.00	\$0.00	\$0.00	\$4,808.46
1160	Summer School	\$888.32	\$0.00	\$0.00	\$0.00	\$0.00	\$888.32
1175	Shift Differential Sal	\$0.00	\$63.00	\$0.00	\$0.00	\$0.00	\$63.00
1180	Overtime Clerical	\$0.00	\$148.03	\$0.00	\$0.00	\$0.00	\$148.03
1181	Overtime Custodial	(\$379.38)	\$1,437.54	\$0.00	\$0.00	\$0.00	\$1,058.16
SALARIES		\$730,699.04	\$283,104.21	\$76,009.04	\$0.00	\$0.00	\$1,089,812.29
2001	Pensions/Employer's Share	\$111,751.20	\$41,312.97	\$11,707.64	\$0.00	\$0.00	\$164,771.81
2002	Health Insurance/Employer's Share	\$147,994.04	\$56,521.25	\$17,392.11	\$0.00	\$0.00	\$221,907.40
2004	Group Life Insurance	\$0.00	\$1,267.92	\$0.00	\$0.00	\$0.00	\$1,267.92
2005	Workers Compensation	\$10,235.55	\$9,535.65	\$1,482.90	\$0.00	\$0.00	\$21,254.10
2006	Social Security/Employer's Share	\$45,763.26	\$16,831.17	\$4,648.64	\$0.00	\$0.00	\$67,243.07
2009	Unemployment Insurance Benefits	\$892.83	\$830.63	\$129.96	\$0.00	\$0.00	\$1,853.42
2011	Dental Plan	\$0.00	\$19,709.50	\$0.00	\$0.00	\$0.00	\$19,709.50
2015	Disability Insurance	\$0.00	\$880.12	\$0.00	\$0.00	\$0.00	\$880.12
2016	Medicare/Employer's Share	\$7,581.80	\$7,057.27	\$1,087.21	\$0.00	\$0.00	\$15,726.28
2019	Flex Credit	\$0.00	\$2,034.48	\$0.00	\$0.00	\$0.00	\$2,034.48

DIVISION - 58 Intensive Learning Center-Red Clay

Object Code & Title		State Division Funding	Current Expense Local	Other State	Other Local	Federal	Total
2020	Flex Credits	\$0.00	\$71.11	\$0.00	\$0.00	\$0.00	\$71.11
OTHER EMPLOYMENT COSTS		\$324,218.68	\$156,052.07	\$36,448.46	\$0.00	\$0.00	\$516,719.21
5000	Professional Services	\$0.00	\$0.00	\$200.00	\$0.00	\$0.00	\$200.00
5010	Medical/ Related Services	\$0.00	\$0.00	\$250.00	\$0.00	\$0.00	\$250.00
5015	Therapists	\$0.00	\$1,560.00	\$0.00	\$0.00	\$0.00	\$1,560.00
5077	Exterminator	\$0.00	\$294.00	\$0.00	\$0.00	\$0.00	\$294.00
5101	Postage	\$176.06	\$414.40	\$0.00	\$0.00	\$0.00	\$590.46
5111	Telephone Services	\$4,360.00	\$0.00	\$368.08	\$0.00	\$0.00	\$4,728.08
5201	Water and Sewer	\$5,500.00	\$414.99	\$400.00	\$0.00	\$0.00	\$6,314.99
5203	Electricity	\$66,080.00	\$0.00	\$0.00	\$0.00	\$0.00	\$66,080.00
5211	Heat by Natural Gas	\$28,320.00	\$0.00	\$0.00	\$0.00	\$0.00	\$28,320.00
5402	Buildings- Office Space	\$0.00	\$0.00	\$5,000.00	\$0.00	\$0.00	\$5,000.00
5427	Curriculum Trips	\$0.00	\$288.00	\$0.00	\$0.00	\$0.00	\$288.00
5456	Automated Access (User Fee)	\$0.00	\$0.00	\$240.00	\$0.00	\$0.00	\$240.00
5506	Custodial Services Office/Building/Grounds	\$0.00	\$0.00	\$600.00	\$0.00	\$0.00	\$600.00
5507	Maintenance Agreements	\$0.00	\$0.00	\$600.00	\$0.00	\$0.00	\$600.00
5510	Equipment Repair	\$0.00	\$0.00	\$150.00	\$0.00	\$0.00	\$150.00
5544	Alarm and Signal Systems	\$0.00	\$3,125.00	\$0.00	\$0.00	\$0.00	\$3,125.00
5631	Ath Conf Fees & Assoc Dues	\$0.00	\$15.00	\$0.00	\$0.00	\$0.00	\$15.00
CONTRACTUAL SERVICES		\$104,436.06	\$6,111.39	\$7,808.08	\$0.00	\$0.00	\$118,355.53
6000	Office Supplies	\$8,142.63	\$459.79	\$2,552.51	\$0.00	\$0.00	\$11,154.93
6011	Promotional Supplies	\$0.00	\$1,395.00	\$0.00	\$0.00	\$0.00	\$1,395.00
6070	Furniture not capital outlay	\$200.97	\$0.00	\$59.80	\$0.00	\$0.00	\$260.77
6111	Food - Institutional	\$1,500.00	\$0.00	\$0.00	\$0.00	\$0.00	\$1,500.00

DIVISION - 58 Intensive Learning Center-Red Clay

Object Code & Title	State Division Funding	Current Expense Local	Other State	Other Local	Federal	Total
6140 Custodial Supplies	\$0.00	\$0.00	\$350.00	\$0.00	\$0.00	\$350.00
6145 Computer Supplies	\$3,812.80	\$1,289.99	\$0.00	\$0.00	\$0.00	\$5,102.79
6150 Instructional Supplies	\$43,101.24	\$800.02	\$4,954.03	\$0.00	\$0.00	\$48,855.29
6151 Subscriptions	\$0.00	\$0.00	\$40.00	\$0.00	\$0.00	\$40.00
6157 Textbooks	\$3,608.19	\$0.00	\$0.00	\$0.00	\$0.00	\$3,608.19
6163 Medical Supplies/Medicines/Health Aids	\$831.25	\$102.28	\$0.00	\$0.00	\$0.00	\$933.53
6210 Vehicle Materials	\$0.00	\$2.22	\$3,679.20	\$0.00	\$0.00	\$3,681.42
6220 Maintenance and Building Materials	\$0.00	\$262.22	\$119.00	\$0.00	\$0.00	\$381.22
SUPPLIES AND MATERIALS	\$61,197.08	\$4,311.52	\$11,754.54	\$0.00	\$0.00	\$77,263.14
GRAND TOTALS	\$1,220,550.86	\$449,579.19	\$132,020.12	\$0.00	\$0.00	\$1,802,150.17



TOTAL ALL DIVISIONS

Object Code & Title	State Division Funding	Current Expense Local	Other State	Other Local	Federal	Total
1101 Chief School Officer	\$92,782.56	\$8,712.06	\$0.00	\$0.00	\$0.00	\$101,494.62
1105 Assistant Superintendent	\$57,145.42	\$23,633.79	\$0.00	\$0.00	\$0.00	\$80,779.21
1106 Directors - Administration	\$51,249.58	\$20,670.42	\$0.00	\$0.00	\$0.00	\$71,920.00
1107 Directors - Instruction	\$39,187.55	\$10,201.56	\$0.00	\$0.00	\$0.00	\$49,389.11
1108 Admin Assistant - Executive	\$4,436.02	\$0.00	\$0.00	\$0.00	\$0.00	\$4,436.02
1110 Supervisors- Instruction	\$0.00	\$0.00	\$0.00	\$11,322.40	\$0.00	\$11,322.40
1111 Supervisors- Support Services	\$102,484.67	\$27,531.33	\$0.00	\$20,113.30	\$0.00	\$150,129.30
1112 Specialist- Support Services	\$101,530.24	\$9,354.24	\$0.00	\$19,362.75	\$0.00	\$130,247.23
1113 Specialist-Transportation	\$0.00	\$0.00	\$55,479.53	\$0.00	\$0.00	\$55,479.53
1114 Principal	\$451,516.54	\$148,272.42	\$21,534.25	\$0.00	\$0.00	\$621,323.21
1116 Assistant Principals	\$277,151.63	\$108,723.42	\$0.00	\$0.00	\$0.00	\$385,875.05
1118 Coordinators	\$0.00	\$0.00	\$869.80	\$7,274.40	\$0.00	\$8,144.20
1119 Guidance Counselors	\$0.00	\$0.00	\$1,262.25	\$0.00	\$0.00	\$1,262.25
1120 Teachers	\$10,715,399.72	\$1,219,151.81	\$25,871.95	\$330,301.60	\$0.00	\$12,290,725.08
1121 Human Relations	\$286.00	\$0.00	\$0.00	\$0.00	\$0.00	\$286.00
1122 Visiting Teachers	\$27,297.56	\$6,548.19	\$0.00	\$0.00	\$0.00	\$33,845.75
1124 Psychologists	\$54,554.46	\$14,311.72	\$0.00	\$0.00	\$0.00	\$68,866.18
1126 Speech and Hearing	\$62,643.23	\$18,184.08	\$0.00	\$0.00	\$0.00	\$80,827.31
1128 Paraprofessionals	\$360,055.95	\$288,607.15	\$13,769.53	\$93,648.69	\$0.00	\$756,081.32
1130 Driver Education	\$76,024.50	\$20,069.85	\$0.00	\$0.00	\$0.00	\$96,094.35
1134 Nurse/Hygienists	\$190,341.95	\$59,292.88	\$0.00	\$54,267.74	\$0.00	\$303,902.57
1138 Clerical - Support Services	\$349,399.57	\$97,905.47	\$10,921.86	\$20,626.15	\$0.00	\$478,853.05
1140 Custodial/Maintenance Employees	\$1,018,209.02	\$306,556.77	\$9,748.88	\$57,708.39	\$0.00	\$1,392,223.06
1141 Clerical Schools	\$243,722.97	\$59,048.73	\$0.00	\$0.00	\$0.00	\$302,771.70
1143 Cafeteria Substitute	\$0.00	\$0.00	\$0.00	\$5,002.30	\$0.00	\$5,002.30
1144 Cafeteria Manager	\$79,049.75	\$0.00	\$0.00	\$29,876.67	\$0.00	\$108,926.42

TOTAL ALL DIVISIONS

Object Code & Title	State Division Funding	Current Expense Local	Other State	Other Local	Federal	Total
1145 Cafeteria Workers	\$189,409.29	\$0.00	\$0.00	\$138,620.95	\$0.00	\$328,030.24
1146 Transportation Supervisors	\$11,634.50	\$0.00	\$32,358.80	\$0.00	\$0.00	\$43,993.30
1148 Bus Drivers - Regular Trips	\$0.00	(\$56.09)	\$188,084.39	\$0.00	\$0.00	\$188,028.30
1149 Bus Aides	\$0.00	\$4,933.07	\$117,522.93	\$0.00	\$0.00	\$122,456.00
1150 Inservice Education Workshop	\$0.00	\$393.60	\$0.00	\$0.00	\$0.00	\$393.60
1152 Substitute Teachers	\$1,664.40	\$20,001.57	\$0.00	\$0.00	\$0.00	\$21,665.97
1153 Substitute Nurses	\$382.50	\$947.50	\$0.00	\$0.00	\$0.00	\$1,330.00
1154 EPER Athletic Salaries	\$0.00	\$240.50	\$0.00	\$130.00	\$0.00	\$370.50
1156 EPER Extra Curricular Activities	\$1,846.72	\$11,834.33	\$0.00	\$0.00	\$0.00	\$13,681.05
1157 EPER Miscellaneous	\$9,137.73	\$95,087.03	\$29,929.75	\$40,759.30	\$0.00	\$174,913.81
1158 Homebound Instruction	\$0.00	\$520.00	\$0.00	\$0.00	\$0.00	\$520.00
1160 Summer School	\$151,170.08	\$143,124.42	\$0.00	\$59,974.27	\$0.00	\$354,268.77
1162 Evening School	\$0.00	\$0.00	\$237.60	\$0.00	\$0.00	\$237.60
1164 Bldg Grounds Supervisor	\$12,840.05	\$9,240.50	\$0.00	\$0.00	\$0.00	\$22,080.55
1168 Co-Op Work Study	\$0.00	\$1,083.86	\$0.00	\$0.00	\$0.00	\$1,083.86
1170 Substitute Custodial	\$23,636.43	\$35,072.46	\$0.00	\$0.00	\$0.00	\$58,708.89
1175 Shift Differential Sal	\$2,245.69	\$3,980.34	\$0.00	\$0.00	\$0.00	\$6,226.03
1180 Overtime Clerical	\$0.00	\$1,526.77	\$0.00	\$1,500.00	\$0.00	\$3,026.77
1181 Overtime Custodial	\$2,783.16	\$7,429.70	\$0.00	\$12,124.48	\$0.00	\$22,337.34
1182 Overtime Food Service	\$0.00	\$0.00	\$0.00	\$21,563.14	\$0.00	\$21,563.14
SALARIES	\$14,761,219.44	\$2,782,135.45	\$507,591.52	\$924,176.53	\$0.00	\$18,975,122.94
2001 Pensions/Employer's Share	\$2,010,885.65	\$599,227.54	\$78,212.54	\$122,390.57	\$0.00	\$2,810,716.30
2002 Health Insurance/Employer's Share	\$2,531,552.83	\$251,802.32	\$99,264.74	\$41,743.76	\$0.00	\$2,924,363.65
2004 Group Life Insurance	\$10,550.43	\$10,701.73	\$37.39	\$1,752.68	\$0.00	\$23,042.23
2005 Workers Compensation	\$257,426.70	\$85,156.71	\$10,249.33	\$18,011.98	\$0.00	\$370,844.72

TOTAL ALL DIVISIONS

Object Code & Title		State Division Funding	Current Expense Local	Other State	Other Local	Federal	Total
2006	Social Security/Employer's Share	\$827,292.45	\$251,137.01	\$32,376.49	\$56,495.33	\$0.00	\$1,167,301.28
2009	Unemployment Insurance Benefits	\$22,552.43	\$7,279.93	\$901.52	\$1,569.75	\$0.00	\$32,303.63
2011	Dental Plan	\$105,083.36	\$136,421.55	\$115.74	\$25,522.90	\$0.00	\$267,143.55
2015	Disability Insurance	\$5,470.18	\$6,633.68	\$19.84	\$1,133.09	\$0.00	\$13,256.79
2016	Medicare/Employer's Share	\$191,321.06	\$61,870.93	\$7,615.32	\$13,212.60	\$0.00	\$274,019.91
2019	Flex Credit	\$10,398.64	\$12,124.02	\$17.26	\$3,772.05	\$0.00	\$26,311.97
2020	Flex Credits	\$329.23	\$753.56	\$0.00	\$258.47	\$0.00	\$1,341.26
OTHER EMPLOYMENT COSTS		\$5,972,862.96	\$1,423,108.98	\$228,810.17	\$285,863.18	\$0.00	\$7,910,645.29
3301	Debt Service/Interest	\$0.00	\$0.00	\$663,163.33	\$815,751.01	\$0.00	\$1,478,914.34
3302	Debt Service/Principal	\$0.00	\$0.00	\$2,357,059.68	\$912,240.00	\$0.00	\$3,269,299.68
3605	Tuition - Out of State or Private	\$0.00	\$0.00	\$37,806.08	\$18,132.72	\$0.00	\$55,938.80
GOVERNMENT SERVICES		\$0.00	\$0.00	\$3,058,029.09	\$1,746,123.73	\$0.00	\$4,804,152.82
4000	In-State Travel	\$879.40	\$1,677.00	\$0.00	\$63.20	\$0.00	\$2,619.60
4100	Out-of-State Travel	\$0.00	\$111.20	\$0.00	\$0.00	\$0.00	\$111.20
TRAVEL		\$879.40	\$1,788.20	\$0.00	\$63.20	\$0.00	\$2,730.80
5000	Professional Services	\$60,220.69	\$476,171.55	\$600.00	\$35,400.00	\$0.00	\$572,392.24
5008	Inspection Fees	\$0.00	\$2,471.60	\$0.00	\$0.00	\$0.00	\$2,471.60
5010	Medical/ Related Services	\$0.00	\$1,993.56	\$1,000.00	\$625.00	\$0.00	\$3,618.56
5014	Psychologist	\$0.00	\$2,700.00	\$0.00	\$0.00	\$0.00	\$2,700.00
5015	Therapists	\$0.00	\$1,560.00	\$0.00	\$0.00	\$0.00	\$1,560.00
5020	Legal Services	\$85,090.00	\$1,483.83	\$0.00	\$0.00	\$0.00	\$86,573.83
5051	Educational Consultants - Individual	\$5,323.57	\$0.00	\$0.00	\$0.00	\$0.00	\$5,323.57
5074	Outside Computer Services - N-State Agenices	\$500.00	\$0.00	\$0.00	\$0.00	\$0.00	\$500.00

TOTAL ALL DIVISIONS

Object Code & Title	State Division Funding	Current Expense Local	Other State	Other Local	Federal	Total
5077 Exterminator	\$0.00	\$4,063.00	\$0.00	\$0.00	\$0.00	\$4,063.00
5092 Athletic Officials	\$28,532.00	\$4,750.00	\$0.00	\$0.00	\$0.00	\$33,282.00
5093 Contracted Labor	\$1,741.40	\$0.00	\$3,142.41	\$0.00	\$0.00	\$4,883.81
5101 Postage	\$6,057.63	\$12,975.99	\$2,122.80	\$117.34	\$0.00	\$21,273.76
5111 Telephone Services	\$129,296.70	\$18,664.79	\$1,980.62	\$627.09	\$0.00	\$150,569.20
5115 Beepers/Pagers	\$0.00	\$250.00	\$0.00	\$0.00	\$0.00	\$250.00
5201 Water and Sewer	\$71,000.00	\$12,841.25	\$2,000.00	\$0.00	\$0.00	\$85,841.25
5203 Electricity	\$1,495,931.50	\$3,035.58	\$0.00	\$0.00	\$0.00	\$1,498,967.08
5211 Heat by Natural Gas	\$641,113.50	\$314.34	\$0.00	\$0.00	\$0.00	\$641,427.84
5212 Heat/Cook by Propane Gas	\$0.00	\$10.72	\$0.00	\$0.00	\$0.00	\$10.72
5332 Athletic	\$25,292.00	\$0.00	\$0.00	\$0.00	\$0.00	\$25,292.00
5334 Umbrella Liability Insurance	\$2,829.00	\$0.00	\$0.00	\$0.00	\$0.00	\$2,829.00
5401 Buildings other than Office SP	\$0.00	\$752.50	\$0.00	\$0.00	\$0.00	\$752.50
5402 Buildings- Office Space	\$0.00	\$180,000.00	\$25,000.00	\$0.00	\$0.00	\$205,000.00
5406 Rental	\$82.00	\$1,469.66	\$0.00	\$0.00	\$0.00	\$1,551.66
5411 PhotoCopier Equipment	\$161,723.16	\$10,163.04	\$0.00	\$0.00	\$0.00	\$171,886.20
5413 Other Office Machines and Equipment Rental	\$240.00	\$97.76	\$566.39	\$0.00	\$0.00	\$904.15
5425 Regular Pupil Transportation	\$16,601.00	\$420.50	\$1,361,913.00	\$11,083.00	\$0.00	\$1,390,017.50
5427 Curriculum Trips	\$0.00	\$288.00	\$0.00	\$0.00	\$0.00	\$288.00
5428 After School Activity Transportation	\$0.00	\$0.00	\$75,000.00	\$0.00	\$0.00	\$75,000.00
5429 Athletic Transportation	\$30,160.00	\$8,000.00	\$0.00	\$0.00	\$0.00	\$38,160.00
5438 Buildings/Ground Maintenance Equipment	\$651.60	\$0.00	\$0.00	\$0.00	\$0.00	\$651.60
5440 Computer Rentals and Leases	\$59,883.72	\$112,339.45	\$0.00	\$0.00	\$0.00	\$172,223.17
5456 Automated Access (User Fee)	\$1,320.00	\$109.56	\$1,200.00	\$0.00	\$0.00	\$2,629.56
5470 Oxygen Tanks	\$0.00	\$67.68	\$0.00	\$0.00	\$0.00	\$67.68
5500 Buildings/Grounds Repair	\$215,875.37	\$27,574.74	\$0.00	\$57,426.71	\$0.00	\$300,876.82

TOTAL ALL DIVISIONS

Object Code & Title		State Division Funding	Current Expense Local	Other State	Other Local	Federal	Total
5502	Grounds - Maint. Only Lawn Care	\$0.00	\$145.00	\$0.00	\$0.00	\$0.00	\$145.00
5506	Custodial Services Office/Building/Grounds	\$0.00	\$0.00	\$4,500.00	\$0.00	\$0.00	\$4,500.00
5507	Maintenance Agreements	\$25,467.59	\$7,792.10	\$3,000.00	\$0.00	\$0.00	\$36,259.69
5510	Equipment Repair	\$142.00	\$134.99	\$750.00	\$0.00	\$0.00	\$1,026.99
5517	Repairs by Outside Vendor	\$320.00	\$2,619.13	\$0.00	\$0.00	\$0.00	\$2,939.13
5519	Repair and Services - All Other Eq	\$0.00	\$470.85	\$0.00	\$0.00	\$0.00	\$470.85
5522	Station Wagons and Vans	\$0.00	\$598.08	\$0.00	\$0.00	\$0.00	\$598.08
5524	Trucks & Trailers	\$0.00	\$84.95	\$0.00	\$0.00	\$0.00	\$84.95
5542	Trash Removal - Container	\$0.00	\$1,767.85	\$0.00	\$0.00	\$0.00	\$1,767.85
5544	Alarm and Signal Systems	\$16,260.00	\$5,655.26	\$0.00	\$0.00	\$0.00	\$21,915.26
5600	Printing	\$0.00	\$6,680.08	\$0.00	\$0.00	\$0.00	\$6,680.08
5602	Licenses and Permits	\$4,900.00	\$2,000.00	\$0.00	\$501.75	\$0.00	\$7,401.75
5610	Advertising	\$0.00	\$241.53	\$0.00	\$0.00	\$0.00	\$241.53
5631	Ath Conf Fees & Assoc Dues	\$3,060.00	\$30,343.00	\$0.00	\$0.00	\$0.00	\$33,403.00
5634	Examination Cost/Fees	\$0.00	\$19,789.50	\$0.00	\$0.00	\$0.00	\$19,789.50
5643	Food Service - Other	\$0.00	\$50.55	\$0.00	\$0.00	\$0.00	\$50.55
5647	Student Body Activity	\$0.00	\$48.73	\$0.00	\$200.00	\$0.00	\$248.73
5659	Commencement Rental	\$0.00	\$240.01	\$0.00	\$0.00	\$0.00	\$240.01
5671	Medical Reimbursement	\$0.00	\$0.00	\$0.00	\$110.25	\$0.00	\$110.25
5714	Moving Costs/Business	\$436.80	\$0.00	\$0.00	\$1,215.93	\$0.00	\$1,652.73
CONTRACTUAL SERVICES		\$3,090,051.23	\$963,230.71	\$1,482,775.22	\$107,307.07	\$0.00	\$5,643,364.23
6000	Office Supplies	\$33,224.39	\$46,112.68	\$14,431.42	\$2,027.00	\$0.00	\$95,795.49
6004	Photocopier Supplies	\$0.00	\$3,045.07	\$0.00	\$0.00	\$0.00	\$3,045.07
6011	Promotional Supplies	\$1,988.00	\$1,451.50	\$0.00	\$0.00	\$0.00	\$3,439.50
6070	Furniture not capital outlay	\$15,453.90	\$11,179.54	\$299.72	\$0.00	\$0.00	\$26,933.16

TOTAL ALL DIVISIONS

Object Code & Title	State Division Funding	Current Expense Local	Other State	Other Local	Federal	Total
6088 Computer not capital outlay	\$7,641.09	\$2,098.00	\$0.00	\$0.00	\$0.00	\$9,739.09
6111 Food - Institutional	\$1,537.96	\$4,912.95	\$364.55	\$2,765.51	\$0.00	\$9,580.97
6140 Custodial Supplies	\$30,089.42	\$1,257.49	\$1,500.00	\$0.00	\$0.00	\$32,846.91
6145 Computer Supplies	\$17,173.37	\$35,361.10	\$0.00	\$0.00	\$0.00	\$52,534.47
6150 Instructional Supplies	\$265,954.87	\$292,126.00	\$32,219.11	\$2,258.13	\$0.00	\$592,558.11
6151 Subscriptions	\$7,494.49	\$11,933.05	\$482.00	\$0.00	\$0.00	\$19,909.54
6153 Manuals and Test Materials	\$966.95	\$0.00	\$0.00	\$0.00	\$0.00	\$966.95
6156 Audio/Visual	\$0.00	\$7,610.85	\$0.00	\$0.00	\$0.00	\$7,610.85
6157 Textbooks	\$11,374.84	\$32,364.87	\$0.00	\$0.00	\$0.00	\$43,739.71
6158 Technical/Reference Books	\$484.77	\$149.80	\$0.00	\$0.00	\$0.00	\$634.57
6160 Library Books - Consumable	\$0.00	\$2,156.15	\$0.00	\$0.00	\$0.00	\$2,156.15
6162 Safety Aids - goggles	\$0.00	\$130.28	\$0.00	\$0.00	\$0.00	\$130.28
6163 Medical Supplies/Medicines/Health Aids	\$11,351.93	\$13,383.66	\$0.00	\$0.00	\$0.00	\$24,735.59
6175 Diesel Fuel	\$46.23	\$0.00	\$0.00	\$0.00	\$0.00	\$46.23
6210 Vehicle Materials	\$1,886.45	\$46,890.41	\$15,209.08	\$0.00	\$0.00	\$63,985.94
6220 Maintenance and Building Materials	\$185,736.76	\$13,427.22	\$653.50	\$3,144.00	\$0.00	\$202,961.48
6230 Highway/Grounds Materials	\$0.00	\$520.00	\$0.00	\$0.00	\$0.00	\$520.00
6250 Athletic Supplies	\$50,894.54	\$50,199.92	\$0.00	\$6,630.25	\$0.00	\$107,724.71
6251 Commencement Supplies	\$0.00	\$108.81	\$0.00	\$0.00	\$0.00	\$108.81
SUPPLIES AND MATERIALS	\$643,299.96	\$576,419.35	\$65,159.38	\$16,824.89	\$0.00	\$1,301,703.58
7004 Athletic Equipment	\$0.00	\$312.28	\$0.00	\$0.00	\$0.00	\$312.28
7006 Library Books - Non Consumable	\$1,313.92	\$0.00	\$0.00	\$0.00	\$0.00	\$1,313.92
7010 General Equipment	\$0.00	\$1,100.00	\$0.00	\$0.00	\$0.00	\$1,100.00
7040 Audio Visual Equipment	\$1,602.68	\$0.00	\$0.00	\$0.00	\$0.00	\$1,602.68
7110 Vehicles	\$17,909.00	\$0.00	\$0.00	\$0.00	\$0.00	\$17,909.00

TOTAL ALL DIVISIONS

Object Code & Title	State Division Funding	Current Expense Local	Other State	Other Local	Federal	Total
7200 Custodial/Maintenance Equipment	\$0.00	\$43.89	\$0.00	\$0.00	\$0.00	\$43.89
CAPITAL OUTLAY - EQUIPMENT	\$20,825.60	\$1,456.17	\$0.00	\$0.00	\$0.00	\$22,281.77
8000 Land	\$49.25	\$0.00	\$0.00	\$0.00	\$0.00	\$49.25
8800 Computers	\$5,051.83	\$0.00	\$0.00	\$0.00	\$0.00	\$5,051.83
CAPITAL OUTLAY - PROPERTY	\$5,101.08	\$0.00	\$0.00	\$0.00	\$0.00	\$5,101.08
GRAND TOTALS	\$24,494,239.67	\$5,748,138.86	\$5,342,365.38	\$3,080,358.60	\$0.00	\$38,665,102.51

