



Community Financial Review Committee

YTD Total Expenditures & Encumbrances Report

Prepared by the Red Clay Business Office

**Includes Prior Year Appropriations
Report Ending Date: October 31, 2009
2010 Fiscal Year: July 1, 2009 to June 30, 2010**

Committee Members

- Jill Floore, Red Clay Chief Financial Officer
- Kelly Krapf, Red Clay Education Association Representative
- Paul Lloyd, Community Representative
- Larry Miller, Community Representative
- Eric Randolph, Board of Education Representative
- Jane Rattenni, Community Representative
- Kim Williams, Board of Education Representative

CFRC Review: November 9, 2009

FY10 - 04

The Business Office is responsible for the accuracy of the content found in the YTD Total Expenditures & Encumbrances Report. The CFRC reviews the document in order to track spending by the object code accounting system.

For more information, visit the CFRC website at <http://www.redclay.k12.de.us/boardcfr/cfrindex.shtml>

Contact us at rccfrc@redclay.k12.de.us

Abstract:

The YTD Total Expenditures and Encumbrances Report tracks district costs by object code and is used by the State of Delaware's accounting system to identify line item expenses and encumbrances. An encumbrance is an accounting procedure that sets aside available funds for commitments related to unperformed contracts for goods and services, to ensure the availability of funds when payment is requested. This report includes prior year appropriations that were expended in the 2010 fiscal year. An appropriation is an authorization granted by the legislative body to make expenditures and to incur obligations for specific purposes. An appropriation is usually limited in amount and in the time during which it may be expended.

DIVISION - 32 Red Clay Consolidated School District

Object Code & Title	State Division Funding	Current Expense Local	Other State	Other Local	Federal	Total
1101 Chief School Officer	\$106,255.46	\$20,582.74	\$0.00	\$0.00	\$0.00	\$126,838.20
1105 Assistant Superintendent	\$89,396.02	\$55,333.67	\$0.00	\$0.00	\$0.00	\$144,729.69
1106 Directors - Administration	\$80,670.74	\$48,920.70	\$0.00	\$0.00	\$0.00	\$129,591.44
1107 Directors - Instruction	\$60,817.11	\$24,573.56	\$0.00	\$0.00	\$40,086.03	\$125,476.70
1108 Admin Assistant - Executive	\$4,436.02	\$0.00	\$0.00	\$0.00	\$0.00	\$4,436.02
1110 Supervisors- Instruction	\$0.00	\$1,064.06	\$15,806.42	\$20,290.46	\$4,484.04	\$41,644.98
1111 Supervisors- Support Services	\$168,934.37	\$73,409.03	\$0.00	\$36,035.86	\$81,104.10	\$359,483.36
1112 Specialist- Support Services	\$130,056.62	\$26,104.07	\$0.00	\$33,531.61	\$17,213.00	\$206,905.30
1113 Specialist-Transportation	\$0.00	\$19,979.54	\$75,495.07	\$0.00	\$0.00	\$95,474.61
1114 Principal	\$621,089.30	\$173,638.33	\$38,589.33	\$0.00	\$129,436.39	\$962,753.35
1116 Assistant Principals	\$437,081.63	\$145,671.37	\$0.00	\$0.00	\$110,843.85	\$693,596.85
1118 Coordinators	\$0.00	\$0.00	\$5,461.11	\$15,476.38	\$20,706.98	\$41,644.47
1119 Guidance Counselors	\$0.00	\$0.00	\$13,346.90	\$0.00	\$135.00	\$13,481.90
1120 Teachers	\$15,729,974.64	\$1,615,025.33	\$47,601.21	\$556,851.37	\$3,476,096.97	\$21,425,549.52
1121 Human Relations	\$286.00	\$0.00	\$0.00	\$0.00	\$0.00	\$286.00
1122 Visiting Teachers	\$42,565.56	\$16,548.30	\$0.00	\$0.00	\$0.00	\$59,113.86
1124 Psychologists	\$95,780.83	\$38,444.75	\$0.00	\$0.00	\$234.00	\$134,459.58
1125 Related Services Teachers	\$0.00	\$0.00	\$0.00	\$0.00	\$130.00	\$130.00
1126 Speech and Hearing	\$104,900.63	\$43,165.98	\$0.00	\$0.00	\$1,394.00	\$149,460.61
1128 Paraprofessionals	\$34,305.69	\$10,974.99	\$14,728.37	\$139,406.18	\$177,177.90	\$376,593.13
1129 Disruptive Students	\$0.00	\$4,049.33	\$28,904.75	\$0.00	\$83,816.40	\$116,770.48
1130 Driver Education	\$127,110.66	\$51,419.17	\$0.00	\$0.00	\$0.00	\$178,529.83
1134 Nurse/Hygienists	\$336,836.68	\$137,607.52	\$0.00	\$70,470.35	\$0.00	\$544,914.55
1138 Clerical - Support Services	\$543,695.57	\$222,399.09	\$37,012.95	\$38,161.12	\$23,294.39	\$864,563.12
1139 Clerical - Executive	\$0.00	\$43,273.23	\$0.00	\$0.00	\$0.00	\$43,273.23
1140 Custodial/Maintenance Employees	\$1,615,775.02	\$389,369.99	\$15,630.52	\$108,777.17	\$349,369.51	\$2,478,922.21

DIVISION - 32 Red Clay Consolidated School District

Object Code & Title	State Division Funding	Current Expense Local	Other State	Other Local	Federal	Total
1141 Clerical Schools	\$360,286.54	\$62,652.50	\$0.00	\$0.00	\$47,494.67	\$470,433.71
1143 Cafeteria Substitute	\$0.00	\$0.00	\$0.00	\$15,572.54	\$0.00	\$15,572.54
1144 Cafeteria Manager	\$151,106.02	\$0.00	\$0.00	\$63,273.47	\$0.00	\$214,379.49
1145 Cafeteria Workers	\$367,373.44	\$0.00	\$0.00	\$249,820.07	\$0.00	\$617,193.51
1146 Transportation Supervisors	\$20,703.70	\$12,886.70	\$45,245.50	\$0.00	\$0.00	\$78,835.90
1148 Bus Drivers - Regular Trips	\$0.00	\$81,399.47	\$98,854.92	\$45.03	\$0.00	\$180,299.42
1149 Bus Aides	\$0.00	\$23,763.26	\$43,060.71	\$45.03	\$0.00	\$66,869.00
1150 Inservice Education Workshop	\$0.00	\$88.03	\$6,907.50	\$0.00	\$10,115.49	\$17,111.02
1152 Substitute Teachers	\$2,808.68	\$50,092.62	\$22,328.14	\$0.00	\$22,939.90	\$98,169.34
1153 Substitute Nurses	\$187.50	\$5,050.00	\$0.00	\$0.00	\$110.00	\$5,347.50
1154 EPER Athletic Salaries	\$0.00	\$428.88	\$51.00	\$3,403.00	\$6,871.99	\$10,754.87
1156 EPER Extra Curricular Activities	\$1,846.72	\$14,852.98	\$0.00	\$260.00	\$233.75	\$17,193.45
1157 EPER Miscellaneous	\$8,235.51	\$132,752.37	\$79,725.04	\$42,966.30	\$162,684.85	\$426,364.07
1158 Homebound Instruction	\$0.00	\$410.00	\$0.00	\$340.00	\$8,810.00	\$9,560.00
1159 Artist in Residence	\$0.00	\$1,535.06	\$500.86	\$0.00	\$0.00	\$2,035.92
1160 Summer School	\$44,109.70	\$18,362.48	\$55,593.94	\$61,650.39	\$75,193.88	\$254,910.39
1162 Evening School	\$0.00	\$0.00	\$32,427.15	\$0.00	\$0.00	\$32,427.15
1164 Bldg Grounds Supervisor	\$22,849.01	\$17,240.74	\$0.00	\$0.00	\$0.00	\$40,089.75
1168 Co-Op Work Study	\$0.00	\$6,422.91	\$0.00	\$0.00	\$0.00	\$6,422.91
1170 Substitute Custodial	\$23,636.43	\$77,559.43	\$0.00	\$962.60	\$0.00	\$102,158.46
1175 Shift Differential Sal	\$2,245.69	\$5,789.01	\$0.00	\$0.00	\$0.00	\$8,034.70
1180 Overtime Clerical	(\$319.58)	\$6,243.83	\$0.00	\$6,054.41	\$70.09	\$12,048.75
1181 Overtime Custodial	\$2,051.35	\$49,511.39	\$0.00	\$54,653.87	\$0.00	\$106,216.61
1182 Overtime Food Service	\$0.00	\$0.00	\$0.00	\$32,560.05	\$0.00	\$32,560.05
SALARIES	\$21,337,089.26	\$3,728,596.41	\$677,271.39	\$1,550,607.26	\$4,850,047.18	\$32,143,611.50

DIVISION - 32 Red Clay Consolidated School District

Object Code & Title		State Division Funding	Current Expense Local	Other State	Other Local	Federal	Total
2001	Pensions/Employer's Share	\$3,027,972.33	\$1,159,660.31	\$87,008.87	\$209,512.02	\$285,101.84	\$4,769,255.37
2002	Health Insurance/Employer's Share	\$4,423,210.36	\$417,538.95	\$60,563.34	\$83,840.59	\$290,377.98	\$5,275,531.22
2004	Group Life Insurance	\$10,550.43	\$126,594.11	\$67.95	\$3,415.71	\$2,100.38	\$142,728.58
2005	Workers Compensation	\$395,905.69	\$155,324.79	\$14,589.12	\$30,560.80	\$38,556.35	\$634,936.75
2006	Social Security/Employer's Share	\$1,236,452.84	\$481,262.79	\$41,364.93	\$94,960.44	\$119,919.34	\$1,973,960.34
2009	Unemployment Insurance Benefits	\$34,286.54	\$13,194.19	\$1,271.34	\$2,635.71	\$3,319.68	\$54,707.46
2010	Prescription Plan	\$0.00	\$40.87	\$0.00	\$0.00	\$0.00	\$40.87
2011	Dental Plan	\$105,083.36	\$989,557.93	\$235.50	\$49,584.16	\$25,435.70	\$1,169,896.65
2015	Disability Insurance	\$5,470.18	\$124,674.12	\$36.88	\$2,264.18	\$1,331.08	\$133,776.44
2016	Medicare/Employer's Share	\$290,455.56	\$112,629.16	\$9,977.00	\$22,204.65	\$28,045.69	\$463,312.06
2019	Flex Credit	\$10,398.64	\$24,660.27	\$35.10	\$7,293.87	\$2,012.63	\$44,400.51
2020	Flex Credits	\$329.23	\$1,120.11	\$0.00	\$383.15	\$172.06	\$2,004.55
2021	Vision	\$0.00	\$100,726.48	\$0.00	\$0.00	\$0.00	\$100,726.48
OTHER EMPLOYMENT COSTS		\$9,540,115.16	\$3,706,984.08	\$215,150.03	\$506,655.28	\$796,372.73	\$14,765,277.28
3301	Debt Service/Interest	\$0.00	\$0.00	\$1,080,517.71	\$1,524,492.28	\$0.00	\$2,605,009.99
3302	Debt Service/Principal	\$0.00	\$0.00	\$2,357,059.68	\$2,279,165.00	\$0.00	\$4,636,224.68
3603	Tuition Reimbursements	\$130.00	\$0.00	\$220.00	\$0.00	\$0.00	\$350.00
3604	Tuition - In- State Public Schools	\$0.00	\$1,823,083.78	\$0.00	\$0.00	\$0.00	\$1,823,083.78
3605	Tuition - Out of State or Private	\$0.00	\$0.00	\$241,359.04	\$383,091.92	\$0.00	\$624,450.96
GOVERNMENT SERVICES		\$130.00	\$1,823,083.78	\$3,679,156.43	\$4,186,749.20	\$0.00	\$9,689,119.41
4000	In-State Travel	\$1,275.34	\$2,791.64	\$294.20	\$63.20	\$1,299.60	\$5,723.98
4100	Out-of-State Travel	\$0.00	\$8,179.70	\$10,543.04	\$0.00	\$14,731.06	\$33,453.80
TRAVEL		\$1,275.34	\$10,971.34	\$10,837.24	\$63.20	\$16,030.66	\$39,177.78

DIVISION - 32 Red Clay Consolidated School District

Object Code & Title	State Division Funding	Current Expense Local	Other State	Other Local	Federal	Total
5000 Professional Services	\$60,294.52	\$840,706.07	\$370,669.49	\$719,706.62	\$406,136.57	\$2,397,513.27
5001 Professional Fees/Architects	\$0.00	\$0.00	\$0.00	\$37,115.23	\$0.00	\$37,115.23
5002 Professional Fees/Engineers	\$0.00	\$0.00	\$2,093.04	\$3,615.36	\$0.00	\$5,708.40
5008 Inspection Fees	\$0.00	\$3,030.85	\$0.00	\$0.00	\$0.00	\$3,030.85
5010 Medical/ Related Services	\$600.00	\$5,210.02	\$335,983.86	\$102,617.65	\$0.00	\$444,411.53
5011 Medical Doctor	\$0.00	\$0.00	\$2,011.00	\$0.00	\$0.00	\$2,011.00
5014 Psychologist	\$0.00	\$2,700.00	\$0.00	\$0.00	\$12,620.80	\$15,320.80
5015 Therapists	\$0.00	\$114,685.00	\$182,456.74	\$0.00	\$237,935.31	\$535,077.05
5020 Legal Services	\$85,809.73	\$258,296.41	\$0.00	\$0.00	\$0.00	\$344,106.14
5043 Auditors	\$0.00	\$39,385.00	\$0.00	\$0.00	\$5,987.00	\$45,372.00
5051 Educational Consultants - Individual	\$5,323.57	\$0.00	\$11,400.00	\$0.00	\$150,000.00	\$166,723.57
5052 Educational Consultants - Company	\$0.00	\$4,999.00	\$6,200.00	\$0.00	\$37,805.56	\$49,004.56
5054 Interpreters	\$0.00	\$0.00	\$2,407.31	\$0.00	\$31,511.43	\$33,918.74
5061 Temporary Employment Services	\$0.00	\$300,000.00	\$330,215.41	\$1,000.00	\$7,222.92	\$638,438.33
5065 Travel Reimb - non state emp	\$0.00	\$0.00	\$841.76	\$0.00	\$5,442.08	\$6,283.84
5074 Outside Computer Services - N-State Agenices	\$4,411.49	\$0.00	\$0.00	\$0.00	\$0.00	\$4,411.49
5075 Computer Consulting Services	\$0.00	\$0.00	\$0.00	\$0.00	\$1,840.00	\$1,840.00
5077 Exterminator	\$0.00	\$3,969.00	\$265.00	\$0.00	\$0.00	\$4,234.00
5092 Athletic Officials	\$32,276.00	\$26,764.00	\$0.00	\$478.50	\$120.00	\$59,638.50
5093 Contracted Labor	\$1,741.40	\$294,206.56	\$4,142.41	\$26,772.30	\$29,598.78	\$356,461.45
5097 Contracts - State Agencies	\$0.00	\$1,702.50	\$0.00	\$0.00	\$0.00	\$1,702.50
5101 Postage	\$6,387.57	\$68,103.21	\$4,164.44	\$1,395.26	\$1,848.44	\$81,898.92
5111 Telephone Services	\$120,631.25	\$126,743.75	\$1,402.86	\$1,239.93	\$668.82	\$250,686.61
5115 Beepers/Pagers	\$0.00	\$250.00	\$0.00	\$0.00	\$0.00	\$250.00
5125 Telecommunication Equipment	\$0.00	\$993.00	\$0.00	\$0.00	\$0.00	\$993.00
5201 Water and Sewer	\$60,000.00	\$104,428.13	\$1,100.00	\$0.00	\$0.00	\$165,528.13

DIVISION - 32 Red Clay Consolidated School District

Object Code & Title		State Division Funding	Current Expense Local	Other State	Other Local	Federal	Total
5203	Electricity	\$1,391,890.50	\$296,098.34	\$0.00	\$0.00	\$0.00	\$1,687,988.84
5211	Heat by Natural Gas	\$596,524.50	\$24,805.12	\$0.00	\$0.00	\$0.00	\$621,329.62
5212	Heat/Cook by Propane Gas	\$0.00	\$17.45	\$0.00	\$0.00	\$0.00	\$17.45
5214	Heat by Oil	\$0.00	\$6,600.00	\$0.00	\$0.00	\$0.00	\$6,600.00
5332	Athletic	\$25,292.00	\$0.00	\$0.00	\$0.00	\$0.00	\$25,292.00
5334	Umbrella Liability Insurance	\$2,829.00	\$0.00	\$0.00	\$0.00	\$0.00	\$2,829.00
5342	Excess Liability Coverage	\$0.00	\$0.00	\$70.00	\$0.00	\$0.00	\$70.00
5401	Buildings other than Office SP	\$0.00	\$4,752.50	\$0.00	\$26,100.00	\$0.00	\$30,852.50
5402	Buildings- Office Space	\$0.00	\$680,023.33	\$30,515.90	\$12,087.77	\$0.00	\$722,627.00
5406	Rental	\$286.00	\$4,656.16	\$0.00	\$374.76	\$1,005.00	\$6,321.92
5411	PhotoCopier Equipment	\$161,691.16	\$131,682.26	\$0.00	\$0.00	\$0.00	\$293,373.42
5413	Other Office Machines and Equipment Rental	\$240.00	\$3,135.43	\$592.38	\$162.00	\$0.00	\$4,129.81
5425	Regular Pupil Transportation	\$17,583.50	\$24,368.67	\$2,371,732.45	\$28,316.33	\$7,905.00	\$2,449,905.95
5426	Out-of-State Pupil Transportation	\$0.00	\$0.00	\$0.00	\$300.00	\$0.00	\$300.00
5427	Curriculum Trips	\$0.00	\$7,176.98	\$375.00	\$0.00	\$18,330.00	\$25,881.98
5428	After School Activity Transportation	\$6,644.50	\$41,820.00	\$80,063.37	\$0.00	\$135.00	\$128,662.87
5429	Athletic Transportation	\$32,035.00	\$25,274.00	\$0.00	\$0.00	\$0.00	\$57,309.00
5430	Cars - Common Van	\$0.00	\$0.00	\$5,796.44	\$0.00	\$977.50	\$6,773.94
5438	Buildings/Ground Maintenance Equipment	\$651.60	\$0.00	\$0.00	\$1,046.38	\$0.00	\$1,697.98
5440	Computer Rentals and Leases	\$59,883.72	\$297,286.22	\$0.00	\$0.00	\$0.00	\$357,169.94
5456	Automated Access (User Fee)	\$1,320.00	\$41,610.06	\$660.00	\$0.00	\$0.00	\$43,590.06
5500	Buildings/Grounds Repair	\$379,455.88	\$165,730.36	\$29,002.50	\$411,109.33	\$0.00	\$985,298.07
5501	Buildings - Maintenance Only	\$11,293.66	\$0.00	\$0.00	\$0.00	\$0.00	\$11,293.66
5502	Grounds - Maint. Only Lawn Care	\$17,158.00	\$9,443.00	\$0.00	\$0.00	\$0.00	\$26,601.00
5506	Custodial Services Office/Building/Grounds	\$0.00	\$3,855.63	\$2,950.80	\$0.00	\$0.00	\$6,806.43
5507	Maintenance Agreements	\$26,555.76	\$57,985.66	\$1,650.00	\$72,976.11	\$0.00	\$159,167.53

DIVISION - 32 Red Clay Consolidated School District

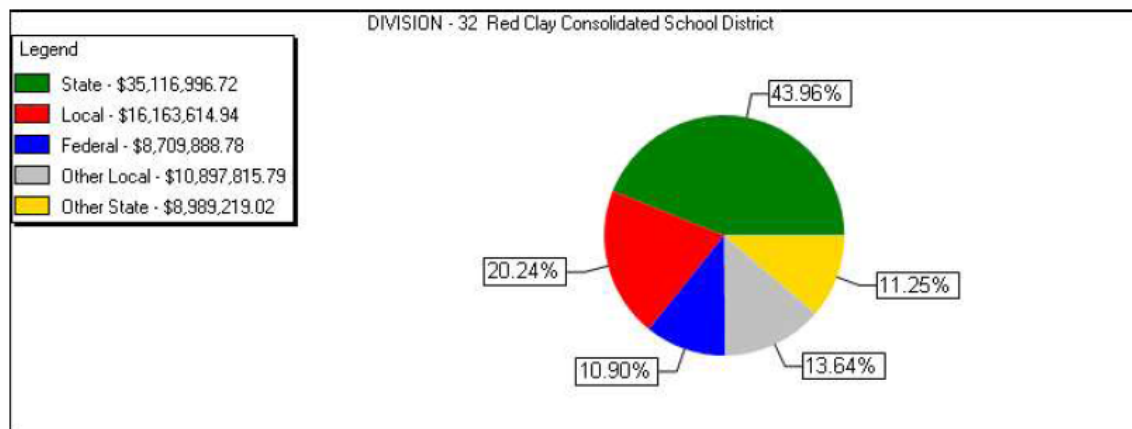
Object Code & Title	State Division Funding	Current Expense Local	Other State	Other Local	Federal	Total
5510 Equipment Repair	\$142.00	\$9,925.82	\$412.50	\$0.00	\$0.00	\$10,480.32
5511 Maintenance Contracts - All Office Equipment	\$0.00	\$525.00	\$6,912.00	\$0.00	\$0.00	\$7,437.00
5517 Repairs by Outside Vendor	\$100.00	\$13,437.94	\$1,320.88	\$9,916.01	\$0.00	\$24,774.83
5519 Repair and Services - All Other Eq	\$0.00	\$999.54	\$0.00	\$0.00	\$0.00	\$999.54
5522 Station Wagons and Vans	\$0.00	\$174.92	\$0.00	\$0.00	\$0.00	\$174.92
5524 Trucks & Trailers	\$0.00	\$84.95	\$0.00	\$0.00	\$0.00	\$84.95
5542 Trash Removal - Container	\$145,000.00	\$48,003.15	\$0.00	\$0.00	\$0.00	\$193,003.15
5544 Alarm and Signal Systems	\$16,260.00	\$247,157.47	\$4,892.60	\$26,705.73	\$0.00	\$295,015.80
5600 Printing	\$0.00	\$19,068.57	\$0.00	\$0.00	\$0.00	\$19,068.57
5602 Licenses and Permits	\$4,900.00	\$39,634.25	\$0.00	\$501.75	\$4,550.00	\$49,586.00
5610 Advertising	\$0.00	\$2,878.43	\$0.00	\$10,000.00	\$0.00	\$12,878.43
5631 Ath Conf Fees & Assoc Dues	\$11,490.00	\$62,836.00	\$4,240.16	\$785.00	\$25,896.26	\$105,247.42
5634 Examination Cost/Fees	\$0.00	\$19,789.50	\$0.00	\$0.00	\$0.00	\$19,789.50
5643 Food Service - Other	\$0.00	\$1,557.47	\$1,030.00	\$0.00	\$2,018.39	\$4,605.86
5647 Student Body Activity	\$4,463.14	\$5,496.23	\$23,540.10	\$1,220.00	\$11,153.17	\$45,872.64
5648 Indirect Cost	\$0.00	\$137.00	\$0.00	\$0.00	\$827,998.00	\$828,135.00
5659 Commencement Rental	\$0.00	\$15,053.01	\$0.00	\$0.00	\$0.00	\$15,053.01
5660 Student Travel	\$0.00	\$140.00	\$3,875.57	\$0.00	\$0.00	\$4,015.57
5667 Training	\$0.00	\$329.00	\$7,500.00	\$0.00	\$2,200.00	\$10,029.00
5671 Medical Reimbursement	\$0.00	\$0.00	\$0.00	\$110.25	\$0.00	\$110.25
5714 Moving Costs/Business	\$436.80	\$0.00	\$0.00	\$1,215.93	\$0.00	\$1,652.73
CONTRACTUAL SERVICES	\$3,291,602.25	\$4,509,721.92	\$3,832,485.97	\$1,496,868.20	\$1,830,906.03	\$14,961,584.37
6000 Office Supplies	\$41,367.59	\$167,596.42	\$11,717.58	\$19,168.01	\$4,534.85	\$244,384.45
6004 Photocopier Supplies	\$2,440.50	\$5,878.29	\$0.00	\$0.00	\$0.00	\$8,318.79
6011 Promotional Supplies	\$6,273.00	\$486.85	\$0.00	\$3,558.00	\$126.88	\$10,444.73

DIVISION - 32 Red Clay Consolidated School District

Object Code & Title	State Division Funding	Current Expense Local	Other State	Other Local	Federal	Total
6070 Furniture not capital outlay	\$18,714.69	\$33,889.49	\$53,015.08	\$1,943.50	\$13,174.88	\$120,737.64
6088 Computer not capital outlay	\$7,359.75	\$180,307.42	\$10,132.47	\$0.00	\$66,100.65	\$263,900.29
6111 Food - Institutional	\$37.96	\$15,165.22	\$3,346.26	\$9,995.98	\$19,461.48	\$48,006.90
6140 Custodial Supplies	\$76,291.78	\$93,527.61	\$775.00	\$0.00	\$0.00	\$170,594.39
6145 Computer Supplies	\$77,575.22	\$193,620.35	\$59,561.64	\$8,615.60	\$335,755.48	\$675,128.29
6150 Instructional Supplies	\$285,125.10	\$1,094,210.59	\$235,728.76	\$19,217.75	\$744,006.38	\$2,378,288.58
6151 Subscriptions	\$9,325.78	\$39,161.48	\$858.05	\$90.86	\$2,634.50	\$52,070.67
6153 Manuals and Test Materials	\$0.00	\$9,727.13	\$966.95	\$0.00	\$0.00	\$10,694.08
6156 Audio/Visual	\$129.98	\$30,867.03	\$6,810.72	\$0.00	\$0.00	\$37,807.73
6157 Textbooks	\$34,696.83	\$154,535.20	\$18,877.70	\$0.00	\$638.60	\$208,748.33
6158 Technical/Reference Books	\$519.26	\$428.98	\$0.00	\$0.00	\$2,308.48	\$3,256.72
6160 Library Books - Consumable	\$399.58	\$10,595.52	\$0.00	\$0.00	\$0.00	\$10,995.10
6162 Safety Aids - goggles	\$0.00	\$130.28	\$0.00	\$0.00	\$0.00	\$130.28
6163 Medical Supplies/Medicines/Health Aids	\$7,748.70	\$30,632.02	\$0.00	\$463.84	\$0.00	\$38,844.56
6171 Gasoline	\$0.00	\$19,843.83	\$0.00	\$0.00	\$0.00	\$19,843.83
6174 Gas	\$5,917.62	\$29,727.36	\$5,709.46	\$0.00	\$0.00	\$41,354.44
6175 Diesel Fuel	\$46.23	\$0.00	\$0.00	\$0.00	\$0.00	\$46.23
6210 Vehicle Materials	\$2,443.86	\$91,855.28	\$7,216.54	\$0.00	\$0.00	\$101,515.68
6220 Maintenance and Building Materials	\$214,435.46	\$77,000.84	\$375.75	\$5,780.00	\$0.00	\$297,592.05
6230 Highway/Grounds Materials	\$0.00	\$520.00	\$0.00	\$0.00	\$0.00	\$520.00
6250 Athletic Supplies	\$87,307.08	\$81,938.05	\$0.00	\$16,067.17	\$0.00	\$185,312.30
6251 Commencement Supplies	\$0.00	\$1,053.97	\$0.00	\$0.00	\$0.00	\$1,053.97
SUPPLIES AND MATERIALS	\$878,155.97	\$2,362,699.21	\$415,091.96	\$84,900.71	\$1,188,742.18	\$4,929,590.03
7002 Instructional Equipment	\$0.00	\$109.10	\$0.00	\$912.00	\$27,790.00	\$28,811.10
7004 Athletic Equipment	\$0.00	\$384.28	\$0.00	\$0.00	\$0.00	\$384.28

DIVISION - 32 Red Clay Consolidated School District

Object Code & Title	State Division Funding	Current Expense Local	Other State	Other Local	Federal	Total
7006 Library Books - Non Consumable	\$1,271.81	\$0.00	\$0.00	\$0.00	\$0.00	\$1,271.81
7010 General Equipment	\$0.00	\$3,932.14	\$0.00	\$0.00	\$0.00	\$3,932.14
7040 Audio Visual Equipment	\$1,602.68	\$6,777.84	\$0.00	\$0.00	\$0.00	\$8,380.52
7110 Vehicles	\$65,705.00	\$0.00	\$0.00	\$0.00	\$0.00	\$65,705.00
7200 Custodial/Maintenance Equipment	\$0.00	\$43.89	\$0.00	\$0.00	\$0.00	\$43.89
CAPITAL OUTLAY - EQUIPMENT	\$68,579.49	\$11,247.25	\$0.00	\$912.00	\$27,790.00	\$108,528.74
8000 Land	\$49.25	\$95.97	\$0.00	\$0.00	\$0.00	\$145.22
8301 Building Alterations	\$0.00	\$10,214.98	\$159,226.00	\$3,071,059.94	\$0.00	\$3,240,500.92
CAPITAL OUTLAY - PROPERTY	\$49.25	\$10,310.95	\$159,226.00	\$3,071,059.94	\$0.00	\$3,240,646.14
GRAND TOTALS	\$35,116,996.72	\$16,163,614.94	\$8,989,219.02	\$10,897,815.79	\$8,709,888.78	\$79,877,535.25



DIVISION - 54 Meadowood School

Object Code & Title	State Division Funding	Current Expense Local	Other State	Other Local	Federal	Total
1114 Principal	\$22,166.84	\$13,941.68	\$0.00	\$0.00	\$0.00	\$36,108.52
1120 Teachers	\$283,015.35	\$352,661.99	\$0.00	\$609.00	\$0.00	\$636,286.34
1128 Paraprofessionals	\$257,051.58	\$351,176.28	\$0.00	\$0.00	\$0.00	\$608,227.86
1134 Nurse/Hygienists	\$15,543.31	\$1,349.78	\$0.00	\$10,764.94	\$0.00	\$27,658.03
1139 Clerical - Executive	\$0.00	\$843.13	\$0.00	\$0.00	\$0.00	\$843.13
1140 Custodial/Maintenance Employees	\$35,259.80	\$19,192.59	\$0.00	\$0.00	\$0.00	\$54,452.39
1141 Clerical Schools	\$10,776.98	\$5,535.05	\$0.00	\$0.00	\$0.00	\$16,312.03
1148 Bus Drivers - Regular Trips	\$0.00	\$649.65	\$114,629.54	\$0.00	\$0.00	\$115,279.19
1149 Bus Aides	\$0.00	\$1,499.23	\$75,196.87	\$0.00	\$0.00	\$76,696.10
1150 Inservice Education Workshop	\$0.00	\$2,506.08	\$0.00	\$0.00	\$0.00	\$2,506.08
1153 Substitute Nurses	\$195.00	\$772.50	\$0.00	\$0.00	\$0.00	\$967.50
1157 EPER Miscellaneous	\$100.00	\$434.16	\$0.00	\$0.00	\$0.00	\$534.16
1158 Homebound Instruction	\$0.00	\$520.00	\$0.00	\$0.00	\$0.00	\$520.00
1160 Summer School	\$106,460.48	\$129,398.81	\$0.00	\$0.00	\$0.00	\$235,859.29
1175 Shift Differential Sal	\$0.00	\$239.84	\$0.00	\$0.00	\$0.00	\$239.84
1181 Overtime Custodial	\$0.00	(\$1,210.40)	\$0.00	\$0.00	\$0.00	(\$1,210.40)
SALARIES	\$730,569.34	\$879,510.37	\$189,826.41	\$11,373.94	\$0.00	\$1,811,280.06
2001 Pensions/Employer's Share	\$91,857.31	\$143,066.84	\$29,119.90	\$1,743.28	\$0.00	\$265,787.33
2002 Health Insurance/Employer's Share	\$194,147.42	\$129,575.59	\$60,098.79	\$472.19	\$0.00	\$384,293.99
2004 Group Life Insurance	\$0.00	\$9,378.61	\$0.00	\$0.00	\$0.00	\$9,378.61
2005 Workers Compensation	\$12,007.03	\$19,839.14	\$3,734.73	\$224.50	\$0.00	\$35,805.40
2006 Social Security/Employer's Share	\$37,394.14	\$61,838.53	\$11,652.39	\$696.55	\$0.00	\$111,581.61
2009 Unemployment Insurance Benefits	\$1,032.70	\$1,705.01	\$322.68	\$19.36	\$0.00	\$3,079.75
2011 Dental Plan	\$0.00	\$91,534.87	\$0.00	\$0.00	\$0.00	\$91,534.87
2015 Disability Insurance	\$0.00	\$6,493.60	\$0.00	\$0.00	\$0.00	\$6,493.60

DIVISION - 54 Meadowood School

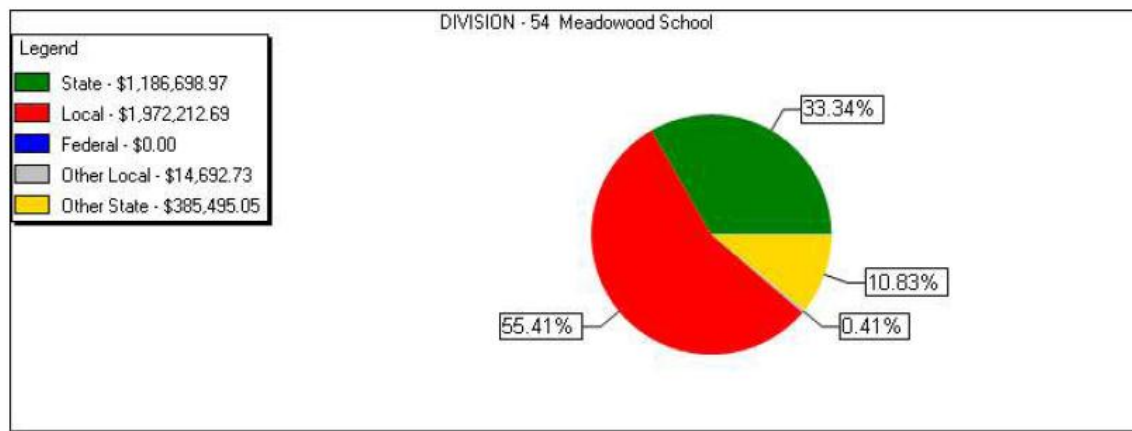
Object Code & Title		State Division Funding	Current Expense Local	Other State	Other Local	Federal	Total
2016	Medicare/Employer's Share	\$8,745.32	\$14,462.20	\$2,725.20	\$162.91	\$0.00	\$26,095.63
2019	Flex Credit	\$0.00	\$2,980.36	\$0.00	\$0.00	\$0.00	\$2,980.36
2020	Flex Credits	\$0.00	\$346.60	\$0.00	\$0.00	\$0.00	\$346.60
2021	Vision	\$0.00	\$10,251.56	\$0.00	\$0.00	\$0.00	\$10,251.56
OTHER EMPLOYMENT COSTS		\$345,183.92	\$491,472.91	\$107,653.69	\$3,318.79	\$0.00	\$947,629.31
4000	In-State Travel	\$0.00	\$306.60	\$0.00	\$0.00	\$0.00	\$306.60
TRAVEL		\$0.00	\$306.60	\$0.00	\$0.00	\$0.00	\$306.60
5000	Professional Services	\$112.00	\$36,602.05	\$661.25	\$0.00	\$0.00	\$37,375.30
5010	Medical/ Related Services	\$9,212.89	\$460,106.19	\$350.20	\$0.00	\$0.00	\$469,669.28
5061	Temporary Employment Services	\$0.00	\$3,000.00	\$3,706.31	\$0.00	\$0.00	\$6,706.31
5077	Exterminator	\$0.00	\$230.00	\$0.00	\$0.00	\$0.00	\$230.00
5101	Postage	\$0.00	\$7.95	\$0.00	\$0.00	\$0.00	\$7.95
5111	Telephone Services	\$2,222.66	\$4,954.68	\$1,016.80	\$0.00	\$0.00	\$8,194.14
5201	Water and Sewer	\$5,500.00	\$7,106.53	\$500.00	\$0.00	\$0.00	\$13,106.53
5203	Electricity	\$37,961.00	\$3,201.14	\$0.00	\$0.00	\$0.00	\$41,162.14
5211	Heat by Natural Gas	\$16,269.00	\$314.34	\$0.00	\$0.00	\$0.00	\$16,583.34
5214	Heat by Oil	\$0.00	\$4,274.07	\$0.00	\$0.00	\$0.00	\$4,274.07
5402	Buildings- Office Space	\$0.00	\$0.00	\$22,625.00	\$0.00	\$0.00	\$22,625.00
5425	Regular Pupil Transportation	\$0.00	\$0.00	\$1,473.88	\$0.00	\$0.00	\$1,473.88
5427	Curriculum Trips	\$0.00	\$1,976.00	\$0.00	\$0.00	\$0.00	\$1,976.00
5456	Automated Access (User Fee)	\$0.00	\$0.00	\$343.14	\$0.00	\$0.00	\$343.14
5470	Oxygen Tanks	\$0.00	\$90.42	\$0.00	\$0.00	\$0.00	\$90.42
5500	Buildings/Grounds Repair	\$2,390.00	\$0.50	\$0.00	\$0.00	\$0.00	\$2,390.50
5506	Custodial Services Office/Building/Grounds	\$0.00	\$136.77	\$1,599.70	\$0.00	\$0.00	\$1,736.47

DIVISION - 54 Meadowood School

Object Code & Title	State Division Funding	Current Expense Local	Other State	Other Local	Federal	Total
5507 Maintenance Agreements	\$0.00	\$0.00	\$1,106.55	\$0.00	\$0.00	\$1,106.55
5510 Equipment Repair	\$0.00	\$0.00	\$187.50	\$0.00	\$0.00	\$187.50
5511 Maintenance Contracts - All Office Equipment	\$0.00	\$1,700.00	\$0.00	\$0.00	\$0.00	\$1,700.00
5517 Repairs by Outside Vendor	\$220.00	\$2,500.00	\$0.00	\$0.00	\$0.00	\$2,720.00
5522 Station Wagons and Vans	\$0.00	\$1,130.22	\$0.00	\$0.00	\$0.00	\$1,130.22
5542 Trash Removal - Container	\$0.00	\$3,572.11	\$0.00	\$0.00	\$0.00	\$3,572.11
5544 Alarm and Signal Systems	\$1,905.25	\$11,722.85	\$706.93	\$0.00	\$0.00	\$14,335.03
5610 Advertising	\$0.00	\$26.91	\$0.00	\$0.00	\$0.00	\$26.91
CONTRACTUAL SERVICES	\$75,792.80	\$542,652.73	\$34,277.26	\$0.00	\$0.00	\$652,722.79
6000 Office Supplies	\$3,177.87	\$440.64	\$3,591.27	\$0.00	\$0.00	\$7,209.78
6070 Furniture not capital outlay	\$0.00	\$0.00	\$74.93	\$0.00	\$0.00	\$74.93
6088 Computer not capital outlay	\$4,456.34	\$0.00	\$0.00	\$0.00	\$0.00	\$4,456.34
6140 Custodial Supplies	\$0.00	\$0.00	\$675.00	\$0.00	\$0.00	\$675.00
6145 Computer Supplies	\$1,806.16	\$1,415.99	\$3,684.00	\$0.00	\$0.00	\$6,906.15
6150 Instructional Supplies	\$13,024.55	\$15,845.17	\$3,217.00	\$0.00	\$0.00	\$32,086.72
6151 Subscriptions	\$0.00	\$0.00	\$50.00	\$0.00	\$0.00	\$50.00
6163 Medical Supplies/Medicines/Health Aids	\$5,235.98	\$731.49	\$0.00	\$0.00	\$0.00	\$5,967.47
6171 Gasoline	\$1,455.21	\$0.00	\$24,867.42	\$0.00	\$0.00	\$26,322.63
6174 Gas	\$0.00	\$0.00	\$11.70	\$0.00	\$0.00	\$11.70
6210 Vehicle Materials	\$0.00	\$9,256.18	\$17,407.62	\$0.00	\$0.00	\$26,663.80
6220 Maintenance and Building Materials	\$0.00	\$212.77	\$158.75	\$0.00	\$0.00	\$371.52
SUPPLIES AND MATERIALS	\$29,156.11	\$27,902.24	\$53,737.69	\$0.00	\$0.00	\$110,796.04
8800 Computers	\$5,996.80	\$30,367.84	\$0.00	\$0.00	\$0.00	\$36,364.64
CAPITAL OUTLAY - PROPERTY	\$5,996.80	\$30,367.84	\$0.00	\$0.00	\$0.00	\$36,364.64

DIVISION - 54 Meadowood School

Object Code & Title	State Division Funding	Current Expense Local	Other State	Other Local	Federal	Total
GRAND TOTALS	\$1,186,698.97	\$1,972,212.69	\$385,495.05	\$14,692.73	\$0.00	\$3,559,099.44



DIVISION - 58 Intensive Learning Center-Red Clay

Object Code & Title	State Division Funding	Current Expense Local	Other State	Other Local	Federal	Total
1114 Principal	\$47,636.01	\$26,855.03	\$0.00	\$0.00	\$0.00	\$74,491.04
1120 Teachers	\$615,671.44	\$520,138.97	\$0.00	\$0.00	\$0.00	\$1,135,810.41
1126 Speech and Hearing	\$0.00	\$300.00	\$0.00	\$0.00	\$0.00	\$300.00
1128 Paraprofessionals	\$391,053.10	\$109,952.17	\$0.00	\$0.00	\$0.00	\$501,005.27
1134 Nurse/Hygienists	\$2,587.91	\$807.80	\$0.00	\$966.51	\$0.00	\$4,362.22
1138 Clerical - Support Services	\$1,500.00	\$0.00	\$0.00	\$0.00	\$0.00	\$1,500.00
1139 Clerical - Executive	\$0.00	\$1,679.33	\$0.00	\$0.00	\$0.00	\$1,679.33
1140 Custodial/Maintenance Employees	\$47,354.34	\$34,915.60	\$0.00	\$0.00	\$0.00	\$82,269.94
1141 Clerical Schools	\$35,294.70	\$14,644.85	\$0.00	\$0.00	\$0.00	\$49,939.55
1148 Bus Drivers - Regular Trips	\$0.00	\$77.45	\$58,912.96	\$0.00	\$0.00	\$58,990.41
1149 Bus Aides	\$0.00	\$477.21	\$73,554.64	\$0.00	\$0.00	\$74,031.85
1150 Inservice Education Workshop	\$0.00	\$100.00	\$0.00	\$0.00	\$0.00	\$100.00
1152 Substitute Teachers	\$0.00	\$4,730.56	\$0.00	\$0.00	\$0.00	\$4,730.56
1157 EPER Miscellaneous	(\$59.76)	\$7,119.41	\$0.00	\$0.00	\$0.00	\$7,059.65
1158 Homebound Instruction	\$0.00	\$1,140.00	\$0.00	\$0.00	\$0.00	\$1,140.00
1160 Summer School	\$888.32	\$0.00	\$0.00	\$0.00	\$0.00	\$888.32
1175 Shift Differential Sal	\$0.00	\$63.00	\$0.00	\$0.00	\$0.00	\$63.00
1180 Overtime Clerical	\$0.00	\$932.03	\$0.00	\$0.00	\$0.00	\$932.03
1181 Overtime Custodial	(\$379.38)	\$1,437.54	\$0.00	\$0.00	\$0.00	\$1,058.16
SALARIES	\$1,141,546.68	\$725,370.95	\$132,467.60	\$966.51	\$0.00	\$2,000,351.74
2001 Pensions/Employer's Share	\$174,487.41	\$106,655.32	\$20,328.93	\$147.59	\$0.00	\$301,619.25
2002 Health Insurance/Employer's Share	\$292,216.14	\$118,149.57	\$30,115.81	\$0.00	\$0.00	\$440,481.52
2004 Group Life Insurance	\$0.00	\$10,687.01	\$0.00	\$0.00	\$0.00	\$10,687.01
2005 Workers Compensation	\$18,452.67	\$18,371.47	\$2,612.07	\$19.33	\$0.00	\$39,455.54
2006 Social Security/Employer's Share	\$71,061.29	\$44,080.76	\$8,130.38	\$59.92	\$0.00	\$123,332.35

DIVISION - 58 Intensive Learning Center-Red Clay

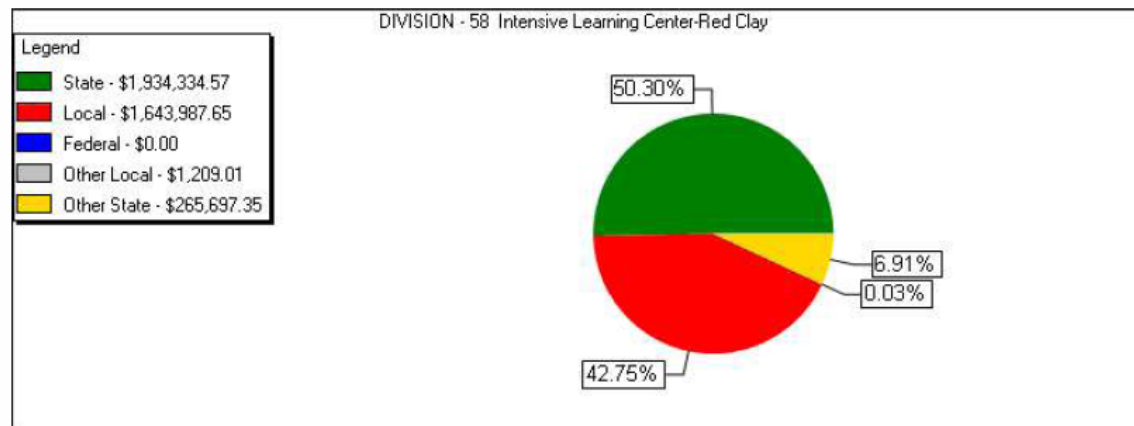
Object Code & Title		State Division Funding	Current Expense Local	Other State	Other Local	Federal	Total
2009	Unemployment Insurance Benefits	\$1,591.13	\$1,581.59	\$226.06	\$1.64	\$0.00	\$3,400.42
2010	Prescription Plan	\$0.00	\$8.92	\$0.00	\$0.00	\$0.00	\$8.92
2011	Dental Plan	\$0.00	\$106,623.28	\$0.00	\$0.00	\$0.00	\$106,623.28
2015	Disability Insurance	\$0.00	\$8,599.21	\$0.00	\$0.00	\$0.00	\$8,599.21
2016	Medicare/Employer's Share	\$13,498.05	\$13,430.41	\$1,901.52	\$14.02	\$0.00	\$28,844.00
2019	Flex Credit	\$0.00	\$3,852.54	\$0.00	\$0.00	\$0.00	\$3,852.54
2020	Flex Credits	\$0.00	\$115.79	\$0.00	\$0.00	\$0.00	\$115.79
2021	Vision	\$0.00	\$9,658.80	\$0.00	\$0.00	\$0.00	\$9,658.80
OTHER EMPLOYMENT COSTS		\$571,306.69	\$441,814.67	\$63,314.77	\$242.50	\$0.00	\$1,076,678.63
4000	In-State Travel	\$108.00	\$0.00	\$0.00	\$0.00	\$0.00	\$108.00
TRAVEL		\$108.00	\$0.00	\$0.00	\$0.00	\$0.00	\$108.00
5000	Professional Services	\$303.20	\$500.00	\$587.38	\$0.00	\$0.00	\$1,390.58
5010	Medical/ Related Services	\$0.00	\$0.00	\$332.10	\$0.00	\$0.00	\$332.10
5015	Therapists	\$4,280.69	\$336,291.61	\$0.00	\$0.00	\$0.00	\$340,572.30
5061	Temporary Employment Services	\$0.00	\$22,882.21	\$1,645.37	\$0.00	\$0.00	\$24,527.58
5077	Exterminator	\$0.00	\$737.00	\$0.00	\$0.00	\$0.00	\$737.00
5101	Postage	\$758.05	\$701.82	\$0.00	\$0.00	\$0.00	\$1,459.87
5111	Telephone Services	\$4,498.41	\$3,967.94	\$881.44	\$0.00	\$0.00	\$9,347.79
5201	Water and Sewer	\$5,500.00	\$1,701.99	\$400.00	\$0.00	\$0.00	\$7,601.99
5203	Electricity	\$82,966.84	\$0.00	\$0.00	\$0.00	\$0.00	\$82,966.84
5211	Heat by Natural Gas	\$28,320.00	\$1,402.96	\$0.00	\$0.00	\$0.00	\$29,722.96
5214	Heat by Oil	\$0.00	\$2,400.00	\$0.00	\$0.00	\$0.00	\$2,400.00
5402	Buildings- Office Space	\$0.00	\$0.00	\$17,100.00	\$0.00	\$0.00	\$17,100.00
5425	Regular Pupil Transportation	\$0.00	\$0.00	\$1,000.00	\$0.00	\$0.00	\$1,000.00

DIVISION - 58 Intensive Learning Center-Red Clay

Object Code & Title	State Division Funding	Current Expense Local	Other State	Other Local	Federal	Total
5427 Curriculum Trips	\$0.00	\$288.00	\$0.00	\$0.00	\$0.00	\$288.00
5456 Automated Access (User Fee)	\$0.00	\$0.00	\$274.56	\$0.00	\$0.00	\$274.56
5506 Custodial Services Office/Building/Grounds	\$0.00	\$224.44	\$321.82	\$0.00	\$0.00	\$546.26
5507 Maintenance Agreements	\$0.00	\$0.00	\$885.24	\$0.00	\$0.00	\$885.24
5510 Equipment Repair	\$0.00	\$0.00	\$150.00	\$0.00	\$0.00	\$150.00
5511 Maintenance Contracts - All Office Equipment	\$0.00	\$1,360.00	\$0.00	\$0.00	\$0.00	\$1,360.00
5517 Repairs by Outside Vendor	\$0.00	\$2,500.00	\$0.00	\$0.00	\$0.00	\$2,500.00
5542 Trash Removal - Container	\$0.00	\$7,936.61	\$0.00	\$0.00	\$0.00	\$7,936.61
5544 Alarm and Signal Systems	\$0.00	\$23,404.14	\$0.00	\$0.00	\$0.00	\$23,404.14
5602 Licenses and Permits	\$6,300.00	\$100.00	\$0.00	\$0.00	\$0.00	\$6,400.00
5631 Ath Conf Fees & Assoc Dues	\$500.00	\$371.00	\$0.00	\$0.00	\$0.00	\$871.00
5647 Student Body Activity	\$1,285.00	\$777.80	\$0.00	\$0.00	\$0.00	\$2,062.80
CONTRACTUAL SERVICES	\$134,712.19	\$407,547.52	\$23,577.91	\$0.00	\$0.00	\$565,837.62
6000 Office Supplies	\$13,815.58	\$2,533.55	\$2,880.11	\$0.00	\$0.00	\$19,229.24
6011 Promotional Supplies	\$0.00	\$1,395.00	\$0.00	\$0.00	\$0.00	\$1,395.00
6070 Furniture not capital outlay	\$200.97	\$0.00	\$59.80	\$0.00	\$0.00	\$260.77
6088 Computer not capital outlay	\$0.00	\$1,896.85	\$0.00	\$0.00	\$0.00	\$1,896.85
6111 Food - Institutional	\$1,500.00	\$0.00	\$0.00	\$0.00	\$0.00	\$1,500.00
6140 Custodial Supplies	\$105.00	\$450.04	\$650.00	\$0.00	\$0.00	\$1,205.04
6145 Computer Supplies	\$6,333.79	\$2,206.67	\$1.60	\$0.00	\$0.00	\$8,542.06
6150 Instructional Supplies	\$54,354.57	\$44,056.20	\$5,006.91	\$0.00	\$0.00	\$103,417.68
6151 Subscriptions	\$0.00	\$0.00	\$40.00	\$0.00	\$0.00	\$40.00
6153 Manuals and Test Materials	\$1,928.32	\$0.00	\$0.00	\$0.00	\$0.00	\$1,928.32
6157 Textbooks	\$5,317.88	\$6,973.36	\$0.00	\$0.00	\$0.00	\$12,291.24
6163 Medical Supplies/Medicines/Health Aids	\$3,104.90	\$102.28	\$0.00	\$0.00	\$0.00	\$3,207.18

DIVISION - 58 Intensive Learning Center-Red Clay

Object Code & Title	State Division Funding	Current Expense Local	Other State	Other Local	Federal	Total
6171 Gasoline	\$0.00	\$0.00	\$19,386.27	\$0.00	\$0.00	\$19,386.27
6210 Vehicle Materials	\$0.00	\$4,180.06	\$18,193.38	\$0.00	\$0.00	\$22,373.44
6220 Maintenance and Building Materials	\$0.00	\$5,460.50	\$119.00	\$0.00	\$0.00	\$5,579.50
SUPPLIES AND MATERIALS	\$86,661.01	\$69,254.51	\$46,337.07	\$0.00	\$0.00	\$202,252.59
GRAND TOTALS	\$1,934,334.57	\$1,643,987.65	\$265,697.35	\$1,209.01	\$0.00	\$3,845,228.58



TOTAL ALL DIVISIONS

Object Code & Title	State Division Funding	Current Expense Local	Other State	Other Local	Federal	Total
1101 Chief School Officer	\$106,255.46	\$20,582.74	\$0.00	\$0.00	\$0.00	\$126,838.20
1105 Assistant Superintendent	\$89,396.02	\$55,333.67	\$0.00	\$0.00	\$0.00	\$144,729.69
1106 Directors - Administration	\$80,670.74	\$48,920.70	\$0.00	\$0.00	\$0.00	\$129,591.44
1107 Directors - Instruction	\$60,817.11	\$24,573.56	\$0.00	\$0.00	\$40,086.03	\$125,476.70
1108 Admin Assistant - Executive	\$4,436.02	\$0.00	\$0.00	\$0.00	\$0.00	\$4,436.02
1110 Supervisors- Instruction	\$0.00	\$1,064.06	\$15,806.42	\$20,290.46	\$4,484.04	\$41,644.98
1111 Supervisors- Support Services	\$168,934.37	\$73,409.03	\$0.00	\$36,035.86	\$81,104.10	\$359,483.36
1112 Specialist- Support Services	\$130,056.62	\$26,104.07	\$0.00	\$33,531.61	\$17,213.00	\$206,905.30
1113 Specialist-Transportation	\$0.00	\$19,979.54	\$75,495.07	\$0.00	\$0.00	\$95,474.61
1114 Principal	\$690,892.15	\$214,435.04	\$38,589.33	\$0.00	\$129,436.39	\$1,073,352.91
1116 Assistant Principals	\$437,081.63	\$145,671.37	\$0.00	\$0.00	\$110,843.85	\$693,596.85
1118 Coordinators	\$0.00	\$0.00	\$5,461.11	\$15,476.38	\$20,706.98	\$41,644.47
1119 Guidance Counselors	\$0.00	\$0.00	\$13,346.90	\$0.00	\$135.00	\$13,481.90
1120 Teachers	\$16,628,661.43	\$2,487,826.29	\$47,601.21	\$557,460.37	\$3,476,096.97	\$23,197,646.27
1121 Human Relations	\$286.00	\$0.00	\$0.00	\$0.00	\$0.00	\$286.00
1122 Visiting Teachers	\$42,565.56	\$16,548.30	\$0.00	\$0.00	\$0.00	\$59,113.86
1124 Psychologists	\$95,780.83	\$38,444.75	\$0.00	\$0.00	\$234.00	\$134,459.58
1125 Related Services Teachers	\$0.00	\$0.00	\$0.00	\$0.00	\$130.00	\$130.00
1126 Speech and Hearing	\$104,900.63	\$43,465.98	\$0.00	\$0.00	\$1,394.00	\$149,760.61
1128 Paraprofessionals	\$682,410.37	\$472,103.44	\$14,728.37	\$139,406.18	\$177,177.90	\$1,485,826.26
1129 Disruptive Students	\$0.00	\$4,049.33	\$28,904.75	\$0.00	\$83,816.40	\$116,770.48
1130 Driver Education	\$127,110.66	\$51,419.17	\$0.00	\$0.00	\$0.00	\$178,529.83
1134 Nurse/Hygienists	\$354,967.90	\$139,765.10	\$0.00	\$82,201.80	\$0.00	\$576,934.80
1138 Clerical - Support Services	\$545,195.57	\$222,399.09	\$37,012.95	\$38,161.12	\$23,294.39	\$866,063.12
1139 Clerical - Executive	\$0.00	\$45,795.69	\$0.00	\$0.00	\$0.00	\$45,795.69
1140 Custodial/Maintenance Employees	\$1,698,389.16	\$443,478.18	\$15,630.52	\$108,777.17	\$349,369.51	\$2,615,644.54

TOTAL ALL DIVISIONS

Object Code & Title	State Division Funding	Current Expense Local	Other State	Other Local	Federal	Total
1141 Clerical Schools	\$406,358.22	\$82,832.40	\$0.00	\$0.00	\$47,494.67	\$536,685.29
1143 Cafeteria Substitute	\$0.00	\$0.00	\$0.00	\$15,572.54	\$0.00	\$15,572.54
1144 Cafeteria Manager	\$151,106.02	\$0.00	\$0.00	\$63,273.47	\$0.00	\$214,379.49
1145 Cafeteria Workers	\$367,373.44	\$0.00	\$0.00	\$249,820.07	\$0.00	\$617,193.51
1146 Transportation Supervisors	\$20,703.70	\$12,886.70	\$45,245.50	\$0.00	\$0.00	\$78,835.90
1148 Bus Drivers - Regular Trips	\$0.00	\$82,126.57	\$272,397.42	\$45.03	\$0.00	\$354,569.02
1149 Bus Aides	\$0.00	\$25,739.70	\$191,812.22	\$45.03	\$0.00	\$217,596.95
1150 Inservice Education Workshop	\$0.00	\$2,694.11	\$6,907.50	\$0.00	\$10,115.49	\$19,717.10
1152 Substitute Teachers	\$2,808.68	\$54,823.18	\$22,328.14	\$0.00	\$22,939.90	\$102,899.90
1153 Substitute Nurses	\$382.50	\$5,822.50	\$0.00	\$0.00	\$110.00	\$6,315.00
1154 EPER Athletic Salaries	\$0.00	\$428.88	\$51.00	\$3,403.00	\$6,871.99	\$10,754.87
1156 EPER Extra Curricular Activities	\$1,846.72	\$14,852.98	\$0.00	\$260.00	\$233.75	\$17,193.45
1157 EPER Miscellaneous	\$8,275.75	\$140,305.94	\$79,725.04	\$42,966.30	\$162,684.85	\$433,957.88
1158 Homebound Instruction	\$0.00	\$2,070.00	\$0.00	\$340.00	\$8,810.00	\$11,220.00
1159 Artist in Residence	\$0.00	\$1,535.06	\$500.86	\$0.00	\$0.00	\$2,035.92
1160 Summer School	\$151,458.50	\$147,761.29	\$55,593.94	\$61,650.39	\$75,193.88	\$491,658.00
1162 Evening School	\$0.00	\$0.00	\$32,427.15	\$0.00	\$0.00	\$32,427.15
1164 Bldg Grounds Supervisor	\$22,849.01	\$17,240.74	\$0.00	\$0.00	\$0.00	\$40,089.75
1168 Co-Op Work Study	\$0.00	\$6,422.91	\$0.00	\$0.00	\$0.00	\$6,422.91
1170 Substitute Custodial	\$23,636.43	\$77,559.43	\$0.00	\$962.60	\$0.00	\$102,158.46
1175 Shift Differential Sal	\$2,245.69	\$6,091.85	\$0.00	\$0.00	\$0.00	\$8,337.54
1180 Overtime Clerical	(\$319.58)	\$7,175.86	\$0.00	\$6,054.41	\$70.09	\$12,980.78
1181 Overtime Custodial	\$1,671.97	\$49,738.53	\$0.00	\$54,653.87	\$0.00	\$106,064.37
1182 Overtime Food Service	\$0.00	\$0.00	\$0.00	\$32,560.05	\$0.00	\$32,560.05
SALARIES	\$23,209,205.28	\$5,333,477.73	\$999,565.40	\$1,562,947.71	\$4,850,047.18	\$35,955,243.30

TOTAL ALL DIVISIONS

Object Code & Title		State Division Funding	Current Expense Local	Other State	Other Local	Federal	Total
2001	Pensions/Employer's Share	\$3,294,317.05	\$1,409,382.47	\$136,457.70	\$211,402.89	\$285,101.84	\$5,336,661.95
2002	Health Insurance/Employer's Share	\$4,909,573.92	\$665,264.11	\$150,777.94	\$84,312.78	\$290,377.98	\$6,100,306.73
2004	Group Life Insurance	\$10,550.43	\$146,659.73	\$67.95	\$3,415.71	\$2,100.38	\$162,794.20
2005	Workers Compensation	\$426,365.39	\$193,535.40	\$20,935.92	\$30,804.63	\$38,556.35	\$710,197.69
2006	Social Security/Employer's Share	\$1,344,908.27	\$587,182.08	\$61,147.70	\$95,716.91	\$119,919.34	\$2,208,874.30
2009	Unemployment Insurance Benefits	\$36,910.37	\$16,480.79	\$1,820.08	\$2,656.71	\$3,319.68	\$61,187.63
2010	Prescription Plan	\$0.00	\$49.79	\$0.00	\$0.00	\$0.00	\$49.79
2011	Dental Plan	\$105,083.36	\$1,187,716.08	\$235.50	\$49,584.16	\$25,435.70	\$1,368,054.80
2015	Disability Insurance	\$5,470.18	\$139,766.93	\$36.88	\$2,264.18	\$1,331.08	\$148,869.25
2016	Medicare/Employer's Share	\$312,698.93	\$140,521.77	\$14,603.72	\$22,381.58	\$28,045.69	\$518,251.69
2019	Flex Credit	\$10,398.64	\$31,493.17	\$35.10	\$7,293.87	\$2,012.63	\$51,233.41
2020	Flex Credits	\$329.23	\$1,582.50	\$0.00	\$383.15	\$172.06	\$2,466.94
2021	Vision	\$0.00	\$120,636.84	\$0.00	\$0.00	\$0.00	\$120,636.84
OTHER EMPLOYMENT COSTS		\$10,456,605.77	\$4,640,271.66	\$386,118.49	\$510,216.57	\$796,372.73	\$16,789,585.22
3301	Debt Service/Interest	\$0.00	\$0.00	\$1,080,517.71	\$1,524,492.28	\$0.00	\$2,605,009.99
3302	Debt Service/Principal	\$0.00	\$0.00	\$2,357,059.68	\$2,279,165.00	\$0.00	\$4,636,224.68
3603	Tuition Reimbursements	\$130.00	\$0.00	\$220.00	\$0.00	\$0.00	\$350.00
3604	Tuition - In- State Public Schools	\$0.00	\$1,823,083.78	\$0.00	\$0.00	\$0.00	\$1,823,083.78
3605	Tuition - Out of State or Private	\$0.00	\$0.00	\$241,359.04	\$383,091.92	\$0.00	\$624,450.96
GOVERNMENT SERVICES		\$130.00	\$1,823,083.78	\$3,679,156.43	\$4,186,749.20	\$0.00	\$9,689,119.41
4000	In-State Travel	\$1,383.34	\$3,098.24	\$294.20	\$63.20	\$1,299.60	\$6,138.58
4100	Out-of-State Travel	\$0.00	\$8,179.70	\$10,543.04	\$0.00	\$14,731.06	\$33,453.80
TRAVEL		\$1,383.34	\$11,277.94	\$10,837.24	\$63.20	\$16,030.66	\$39,592.38

TOTAL ALL DIVISIONS

Object Code & Title	State Division Funding	Current Expense Local	Other State	Other Local	Federal	Total
5000 Professional Services	\$60,709.72	\$877,808.12	\$371,918.12	\$719,706.62	\$406,136.57	\$2,436,279.15
5001 Professional Fees/Architects	\$0.00	\$0.00	\$0.00	\$37,115.23	\$0.00	\$37,115.23
5002 Professional Fees/Engineers	\$0.00	\$0.00	\$2,093.04	\$3,615.36	\$0.00	\$5,708.40
5008 Inspection Fees	\$0.00	\$3,030.85	\$0.00	\$0.00	\$0.00	\$3,030.85
5010 Medical/ Related Services	\$9,812.89	\$465,316.21	\$336,666.16	\$102,617.65	\$0.00	\$914,412.91
5011 Medical Doctor	\$0.00	\$0.00	\$2,011.00	\$0.00	\$0.00	\$2,011.00
5014 Psychologist	\$0.00	\$2,700.00	\$0.00	\$0.00	\$12,620.80	\$15,320.80
5015 Therapists	\$4,280.69	\$450,976.61	\$182,456.74	\$0.00	\$237,935.31	\$875,649.35
5020 Legal Services	\$85,809.73	\$258,296.41	\$0.00	\$0.00	\$0.00	\$344,106.14
5043 Auditors	\$0.00	\$39,385.00	\$0.00	\$0.00	\$5,987.00	\$45,372.00
5051 Educational Consultants - Individual	\$5,323.57	\$0.00	\$11,400.00	\$0.00	\$150,000.00	\$166,723.57
5052 Educational Consultants - Company	\$0.00	\$4,999.00	\$6,200.00	\$0.00	\$37,805.56	\$49,004.56
5054 Interpreters	\$0.00	\$0.00	\$2,407.31	\$0.00	\$31,511.43	\$33,918.74
5061 Temporary Employment Services	\$0.00	\$325,882.21	\$335,567.09	\$1,000.00	\$7,222.92	\$669,672.22
5065 Travel Reimb - non state emp	\$0.00	\$0.00	\$841.76	\$0.00	\$5,442.08	\$6,283.84
5074 Outside Computer Services - N-State Agenices	\$4,411.49	\$0.00	\$0.00	\$0.00	\$0.00	\$4,411.49
5075 Computer Consulting Services	\$0.00	\$0.00	\$0.00	\$0.00	\$1,840.00	\$1,840.00
5077 Exterminator	\$0.00	\$4,936.00	\$265.00	\$0.00	\$0.00	\$5,201.00
5092 Athletic Officials	\$32,276.00	\$26,764.00	\$0.00	\$478.50	\$120.00	\$59,638.50
5093 Contracted Labor	\$1,741.40	\$294,206.56	\$4,142.41	\$26,772.30	\$29,598.78	\$356,461.45
5097 Contracts - State Agencies	\$0.00	\$1,702.50	\$0.00	\$0.00	\$0.00	\$1,702.50
5101 Postage	\$7,145.62	\$68,812.98	\$4,164.44	\$1,395.26	\$1,848.44	\$83,366.74
5111 Telephone Services	\$127,352.32	\$135,666.37	\$3,301.10	\$1,239.93	\$668.82	\$268,228.54
5115 Beepers/Pagers	\$0.00	\$250.00	\$0.00	\$0.00	\$0.00	\$250.00
5125 Telecommunication Equipment	\$0.00	\$993.00	\$0.00	\$0.00	\$0.00	\$993.00
5201 Water and Sewer	\$71,000.00	\$113,236.65	\$2,000.00	\$0.00	\$0.00	\$186,236.65

TOTAL ALL DIVISIONS

Object Code & Title		State Division Funding	Current Expense Local	Other State	Other Local	Federal	Total
5203	Electricity	\$1,512,818.34	\$299,299.48	\$0.00	\$0.00	\$0.00	\$1,812,117.82
5211	Heat by Natural Gas	\$641,113.50	\$26,522.42	\$0.00	\$0.00	\$0.00	\$667,635.92
5212	Heat/Cook by Propane Gas	\$0.00	\$17.45	\$0.00	\$0.00	\$0.00	\$17.45
5214	Heat by Oil	\$0.00	\$13,274.07	\$0.00	\$0.00	\$0.00	\$13,274.07
5332	Athletic	\$25,292.00	\$0.00	\$0.00	\$0.00	\$0.00	\$25,292.00
5334	Umbrella Liability Insurance	\$2,829.00	\$0.00	\$0.00	\$0.00	\$0.00	\$2,829.00
5342	Excess Liability Coverage	\$0.00	\$0.00	\$70.00	\$0.00	\$0.00	\$70.00
5401	Buildings other than Office SP	\$0.00	\$4,752.50	\$0.00	\$26,100.00	\$0.00	\$30,852.50
5402	Buildings- Office Space	\$0.00	\$680,023.33	\$70,240.90	\$12,087.77	\$0.00	\$762,352.00
5406	Rental	\$286.00	\$4,656.16	\$0.00	\$374.76	\$1,005.00	\$6,321.92
5411	PhotoCopier Equipment	\$161,691.16	\$131,682.26	\$0.00	\$0.00	\$0.00	\$293,373.42
5413	Other Office Machines and Equipment Rental	\$240.00	\$3,135.43	\$592.38	\$162.00	\$0.00	\$4,129.81
5425	Regular Pupil Transportation	\$17,583.50	\$24,368.67	\$2,374,206.33	\$28,316.33	\$7,905.00	\$2,452,379.83
5426	Out-of-State Pupil Transportation	\$0.00	\$0.00	\$0.00	\$300.00	\$0.00	\$300.00
5427	Curriculum Trips	\$0.00	\$9,440.98	\$375.00	\$0.00	\$18,330.00	\$28,145.98
5428	After School Activity Transportation	\$6,644.50	\$41,820.00	\$80,063.37	\$0.00	\$135.00	\$128,662.87
5429	Athletic Transportation	\$32,035.00	\$25,274.00	\$0.00	\$0.00	\$0.00	\$57,309.00
5430	Cars - Common Van	\$0.00	\$0.00	\$5,796.44	\$0.00	\$977.50	\$6,773.94
5438	Buildings/Ground Maintenance Equipment	\$651.60	\$0.00	\$0.00	\$1,046.38	\$0.00	\$1,697.98
5440	Computer Rentals and Leases	\$59,883.72	\$297,286.22	\$0.00	\$0.00	\$0.00	\$357,169.94
5456	Automated Access (User Fee)	\$1,320.00	\$41,610.06	\$1,277.70	\$0.00	\$0.00	\$44,207.76
5470	Oxygen Tanks	\$0.00	\$90.42	\$0.00	\$0.00	\$0.00	\$90.42
5500	Buildings/Grounds Repair	\$381,845.88	\$165,730.86	\$29,002.50	\$411,109.33	\$0.00	\$987,688.57
5501	Buildings - Maintenance Only	\$11,293.66	\$0.00	\$0.00	\$0.00	\$0.00	\$11,293.66
5502	Grounds - Maint. Only Lawn Care	\$17,158.00	\$9,443.00	\$0.00	\$0.00	\$0.00	\$26,601.00
5506	Custodial Services Office/Building/Grounds	\$0.00	\$4,216.84	\$4,872.32	\$0.00	\$0.00	\$9,089.16

TOTAL ALL DIVISIONS

Object Code & Title	State Division Funding	Current Expense Local	Other State	Other Local	Federal	Total
5507 Maintenance Agreements	\$26,555.76	\$57,985.66	\$3,641.79	\$72,976.11	\$0.00	\$161,159.32
5510 Equipment Repair	\$142.00	\$9,925.82	\$750.00	\$0.00	\$0.00	\$10,817.82
5511 Maintenance Contracts - All Office Equipment	\$0.00	\$3,585.00	\$6,912.00	\$0.00	\$0.00	\$10,497.00
5517 Repairs by Outside Vendor	\$320.00	\$18,437.94	\$1,320.88	\$9,916.01	\$0.00	\$29,994.83
5519 Repair and Services - All Other Eq	\$0.00	\$999.54	\$0.00	\$0.00	\$0.00	\$999.54
5522 Station Wagons and Vans	\$0.00	\$1,305.14	\$0.00	\$0.00	\$0.00	\$1,305.14
5524 Trucks & Trailers	\$0.00	\$84.95	\$0.00	\$0.00	\$0.00	\$84.95
5542 Trash Removal - Container	\$145,000.00	\$59,511.87	\$0.00	\$0.00	\$0.00	\$204,511.87
5544 Alarm and Signal Systems	\$18,165.25	\$282,284.46	\$5,599.53	\$26,705.73	\$0.00	\$332,754.97
5600 Printing	\$0.00	\$19,068.57	\$0.00	\$0.00	\$0.00	\$19,068.57
5602 Licenses and Permits	\$11,200.00	\$39,734.25	\$0.00	\$501.75	\$4,550.00	\$55,986.00
5610 Advertising	\$0.00	\$2,905.34	\$0.00	\$10,000.00	\$0.00	\$12,905.34
5631 Ath Conf Fees & Assoc Dues	\$11,990.00	\$63,207.00	\$4,240.16	\$785.00	\$25,896.26	\$106,118.42
5634 Examination Cost/Fees	\$0.00	\$19,789.50	\$0.00	\$0.00	\$0.00	\$19,789.50
5643 Food Service - Other	\$0.00	\$1,557.47	\$1,030.00	\$0.00	\$2,018.39	\$4,605.86
5647 Student Body Activity	\$5,748.14	\$6,274.03	\$23,540.10	\$1,220.00	\$11,153.17	\$47,935.44
5648 Indirect Cost	\$0.00	\$137.00	\$0.00	\$0.00	\$827,998.00	\$828,135.00
5659 Commencement Rental	\$0.00	\$15,053.01	\$0.00	\$0.00	\$0.00	\$15,053.01
5660 Student Travel	\$0.00	\$140.00	\$3,875.57	\$0.00	\$0.00	\$4,015.57
5667 Training	\$0.00	\$329.00	\$7,500.00	\$0.00	\$2,200.00	\$10,029.00
5671 Medical Reimbursement	\$0.00	\$0.00	\$0.00	\$110.25	\$0.00	\$110.25
5714 Moving Costs/Business	\$436.80	\$0.00	\$0.00	\$1,215.93	\$0.00	\$1,652.73
CONTRACTUAL SERVICES	\$3,502,107.24	\$5,459,922.17	\$3,890,341.14	\$1,496,868.20	\$1,830,906.03	\$16,180,144.78
6000 Office Supplies	\$58,361.04	\$170,570.61	\$18,188.96	\$19,168.01	\$4,534.85	\$270,823.47
6004 Photocopier Supplies	\$2,440.50	\$5,878.29	\$0.00	\$0.00	\$0.00	\$8,318.79

TOTAL ALL DIVISIONS

Object Code & Title	State Division Funding	Current Expense Local	Other State	Other Local	Federal	Total
6011 Promotional Supplies	\$6,273.00	\$1,881.85	\$0.00	\$3,558.00	\$126.88	\$11,839.73
6070 Furniture not capital outlay	\$18,915.66	\$33,889.49	\$53,149.81	\$1,943.50	\$13,174.88	\$121,073.34
6088 Computer not capital outlay	\$11,816.09	\$182,204.27	\$10,132.47	\$0.00	\$66,100.65	\$270,253.48
6111 Food - Institutional	\$1,537.96	\$15,165.22	\$3,346.26	\$9,995.98	\$19,461.48	\$49,506.90
6140 Custodial Supplies	\$76,396.78	\$93,977.65	\$2,100.00	\$0.00	\$0.00	\$172,474.43
6145 Computer Supplies	\$85,715.17	\$197,243.01	\$63,247.24	\$8,615.60	\$335,755.48	\$690,576.50
6150 Instructional Supplies	\$352,504.22	\$1,154,111.96	\$243,952.67	\$19,217.75	\$744,006.38	\$2,513,792.98
6151 Subscriptions	\$9,325.78	\$39,161.48	\$948.05	\$90.86	\$2,634.50	\$52,160.67
6153 Manuals and Test Materials	\$1,928.32	\$9,727.13	\$966.95	\$0.00	\$0.00	\$12,622.40
6156 Audio/Visual	\$129.98	\$30,867.03	\$6,810.72	\$0.00	\$0.00	\$37,807.73
6157 Textbooks	\$40,014.71	\$161,508.56	\$18,877.70	\$0.00	\$638.60	\$221,039.57
6158 Technical/Reference Books	\$519.26	\$428.98	\$0.00	\$0.00	\$2,308.48	\$3,256.72
6160 Library Books - Consumable	\$399.58	\$10,595.52	\$0.00	\$0.00	\$0.00	\$10,995.10
6162 Safety Aids - goggles	\$0.00	\$130.28	\$0.00	\$0.00	\$0.00	\$130.28
6163 Medical Supplies/Medicines/Health Aids	\$16,089.58	\$31,465.79	\$0.00	\$463.84	\$0.00	\$48,019.21
6171 Gasoline	\$1,455.21	\$19,843.83	\$44,253.69	\$0.00	\$0.00	\$65,552.73
6174 Gas	\$5,917.62	\$29,727.36	\$5,721.16	\$0.00	\$0.00	\$41,366.14
6175 Diesel Fuel	\$46.23	\$0.00	\$0.00	\$0.00	\$0.00	\$46.23
6210 Vehicle Materials	\$2,443.86	\$105,291.52	\$42,817.54	\$0.00	\$0.00	\$150,552.92
6220 Maintenance and Building Materials	\$214,435.46	\$82,674.11	\$653.50	\$5,780.00	\$0.00	\$303,543.07
6230 Highway/Grounds Materials	\$0.00	\$520.00	\$0.00	\$0.00	\$0.00	\$520.00
6250 Athletic Supplies	\$87,307.08	\$81,938.05	\$0.00	\$16,067.17	\$0.00	\$185,312.30
6251 Commencement Supplies	\$0.00	\$1,053.97	\$0.00	\$0.00	\$0.00	\$1,053.97
SUPPLIES AND MATERIALS	\$993,973.09	\$2,459,855.96	\$515,166.72	\$84,900.71	\$1,188,742.18	\$5,242,638.66
7002 Instructional Equipment	\$0.00	\$109.10	\$0.00	\$912.00	\$27,790.00	\$28,811.10

TOTAL ALL DIVISIONS

Object Code & Title	State Division Funding	Current Expense Local	Other State	Other Local	Federal	Total
7004 Athletic Equipment	\$0.00	\$384.28	\$0.00	\$0.00	\$0.00	\$384.28
7006 Library Books - Non Consumable	\$1,271.81	\$0.00	\$0.00	\$0.00	\$0.00	\$1,271.81
7010 General Equipment	\$0.00	\$3,932.14	\$0.00	\$0.00	\$0.00	\$3,932.14
7040 Audio Visual Equipment	\$1,602.68	\$6,777.84	\$0.00	\$0.00	\$0.00	\$8,380.52
7110 Vehicles	\$65,705.00	\$0.00	\$0.00	\$0.00	\$0.00	\$65,705.00
7200 Custodial/Maintenance Equipment	\$0.00	\$43.89	\$0.00	\$0.00	\$0.00	\$43.89
CAPITAL OUTLAY - EQUIPMENT	\$68,579.49	\$11,247.25	\$0.00	\$912.00	\$27,790.00	\$108,528.74
8000 Land	\$49.25	\$95.97	\$0.00	\$0.00	\$0.00	\$145.22
8301 Building Alterations	\$0.00	\$10,214.98	\$159,226.00	\$3,071,059.94	\$0.00	\$3,240,500.92
8800 Computers	\$5,996.80	\$30,367.84	\$0.00	\$0.00	\$0.00	\$36,364.64
CAPITAL OUTLAY - PROPERTY	\$6,046.05	\$40,678.79	\$159,226.00	\$3,071,059.94	\$0.00	\$3,277,010.78
GRAND TOTALS	\$38,238,030.26	\$19,779,815.28	\$9,640,411.42	\$10,913,717.53	\$8,709,888.78	\$87,281,863.27

