



Community Financial Review Committee

YTD Total Expenditures & Encumbrances Report

Prepared by the Red Clay Business Office

**Excludes Prior Year Appropriations
Report Ending Date: October 31, 2009
2010 Fiscal Year: July 1, 2009 to June 30, 2010**

Committee Members

- Jill Floore, Red Clay Chief Financial Officer
- Kelly Krapf, Red Clay Education Association Representative
- Paul Lloyd, Community Representative
- Larry Miller, Community Representative
- Eric Randolph, Board of Education Representative
- Jane Rattenni, Community Representative
- Kim Williams, Board of Education Representative

CFRC Review: November 9, 2009

FY10 - 04

The Business Office is responsible for the accuracy of the content found in the YTD Total Expenditures & Encumbrances Report. The CFRC reviews the document in order to track spending by the object code accounting system.

For more information, visit the CFRC website at <http://www.redclay.k12.de.us/boardcfrc/cfrcindex.shtml>

Contact us at rccfrc@redclay.k12.de.us

Abstract:

The YTD Total Expenditures and Encumbrances Report tracks district costs by object code and is used by the State of Delaware's accounting system to identify line item expenses and encumbrances. An encumbrance is an accounting procedure that sets aside available funds for commitments related to unperformed contracts for goods and services, to ensure the availability of funds when payment is requested. This report excludes prior year appropriations and most closely parallels the district's monthly financial report by Intermediate Budget Unit (IBU), which primarily focuses on expenditures by programs and departments.

DIVISION - 32 Red Clay Consolidated School District

Object Code & Title	State Division Funding	Current Expense Local	Other State	Other Local	Federal	Total
1101 Chief School Officer	\$106,255.46	\$20,582.74	\$0.00	\$0.00	\$0.00	\$126,838.20
1105 Assistant Superintendent	\$89,396.02	\$55,333.67	\$0.00	\$0.00	\$0.00	\$144,729.69
1106 Directors - Administration	\$80,670.74	\$48,920.70	\$0.00	\$0.00	\$0.00	\$129,591.44
1107 Directors - Instruction	\$60,817.11	\$24,573.56	\$0.00	\$0.00	\$0.00	\$85,390.67
1108 Admin Assistant - Executive	\$4,436.02	\$0.00	\$0.00	\$0.00	\$0.00	\$4,436.02
1110 Supervisors- Instruction	\$0.00	\$1,064.06	\$0.00	\$20,290.46	\$4,484.04	\$25,838.56
1111 Supervisors- Support Services	\$168,934.37	\$73,409.03	\$0.00	\$36,035.86	\$0.00	\$278,379.26
1112 Specialist- Support Services	\$130,056.62	\$26,104.07	\$0.00	\$33,531.61	\$0.00	\$189,692.30
1113 Specialist-Transportation	\$0.00	\$19,979.54	\$75,495.07	\$0.00	\$0.00	\$95,474.61
1114 Principal	\$621,089.30	\$173,638.33	\$38,589.33	\$0.00	\$129,436.39	\$962,753.35
1116 Assistant Principals	\$437,081.63	\$145,671.37	\$0.00	\$0.00	\$110,843.85	\$693,596.85
1118 Coordinators	\$0.00	\$0.00	\$5,461.11	\$15,476.38	\$0.00	\$20,937.49
1119 Guidance Counselors	\$0.00	\$0.00	\$11,564.90	\$0.00	\$0.00	\$11,564.90
1120 Teachers	\$15,729,974.64	\$1,615,025.33	\$46,933.15	\$556,851.37	\$2,261,152.20	\$20,209,936.69
1121 Human Relations	\$286.00	\$0.00	\$0.00	\$0.00	\$0.00	\$286.00
1122 Visiting Teachers	\$42,565.56	\$16,548.30	\$0.00	\$0.00	\$0.00	\$59,113.86
1124 Psychologists	\$95,780.83	\$38,444.75	\$0.00	\$0.00	\$0.00	\$134,225.58
1126 Speech and Hearing	\$104,900.63	\$43,165.98	\$0.00	\$0.00	\$0.00	\$148,066.61
1128 Paraprofessionals	\$34,305.69	\$10,974.99	\$280.30	\$139,406.18	\$6,786.92	\$191,754.08
1129 Disruptive Students	\$0.00	\$4,049.33	\$0.00	\$0.00	\$36,630.45	\$40,679.78
1130 Driver Education	\$127,110.66	\$51,419.17	\$0.00	\$0.00	\$0.00	\$178,529.83
1134 Nurse/Hygienists	\$336,836.68	\$137,607.52	\$0.00	\$70,470.35	\$0.00	\$544,914.55
1138 Clerical - Support Services	\$543,695.57	\$222,399.09	\$24,307.71	\$38,161.12	\$6,746.04	\$835,309.53
1139 Clerical - Executive	\$0.00	\$43,273.23	\$0.00	\$0.00	\$0.00	\$43,273.23
1140 Custodial/Maintenance Employees	\$1,615,775.02	\$389,369.99	\$15,630.52	\$108,777.17	\$349,369.51	\$2,478,922.21
1141 Clerical Schools	\$360,286.54	\$62,652.50	\$0.00	\$0.00	\$46,994.67	\$469,933.71

DIVISION - 32 Red Clay Consolidated School District

Object Code & Title		State Division Funding	Current Expense Local	Other State	Other Local	Federal	Total
1143	Cafeteria Substitute	\$0.00	\$0.00	\$0.00	\$15,572.54	\$0.00	\$15,572.54
1144	Cafeteria Manager	\$151,106.02	\$0.00	\$0.00	\$63,273.47	\$0.00	\$214,379.49
1145	Cafeteria Workers	\$367,373.44	\$0.00	\$0.00	\$249,820.07	\$0.00	\$617,193.51
1146	Transportation Supervisors	\$20,703.70	\$12,886.70	\$45,245.50	\$0.00	\$0.00	\$78,835.90
1148	Bus Drivers - Regular Trips	\$0.00	\$81,399.47	\$98,854.92	\$45.03	\$0.00	\$180,299.42
1149	Bus Aides	\$0.00	\$23,763.26	\$43,060.71	\$45.03	\$0.00	\$66,869.00
1150	Inservice Education Workshop	\$0.00	\$88.03	\$468.00	\$0.00	\$0.00	\$556.03
1152	Substitute Teachers	\$2,808.68	\$50,092.62	\$0.00	\$0.00	\$18,092.79	\$70,994.09
1153	Substitute Nurses	\$187.50	\$5,050.00	\$0.00	\$0.00	\$0.00	\$5,237.50
1154	EPER Athletic Salaries	\$0.00	\$428.88	\$51.00	\$3,403.00	\$0.00	\$3,882.88
1156	EPER Extra Curricular Activities	\$1,846.72	\$14,852.98	\$0.00	\$260.00	\$0.00	\$16,959.70
1157	EPER Miscellaneous	\$8,235.51	\$132,752.37	\$43,039.03	\$42,966.30	\$3,165.23	\$230,158.44
1158	Homebound Instruction	\$0.00	\$410.00	\$0.00	\$340.00	\$0.00	\$750.00
1159	Artist in Residence	\$0.00	\$1,535.06	\$500.86	\$0.00	\$0.00	\$2,035.92
1160	Summer School	\$44,109.70	\$18,362.48	\$100.00	\$61,650.39	\$0.00	\$124,222.57
1162	Evening School	\$0.00	\$0.00	\$32,427.15	\$0.00	\$0.00	\$32,427.15
1164	Bldg Grounds Supervisor	\$22,849.01	\$17,240.74	\$0.00	\$0.00	\$0.00	\$40,089.75
1168	Co-Op Work Study	\$0.00	\$6,422.91	\$0.00	\$0.00	\$0.00	\$6,422.91
1170	Substitute Custodial	\$23,636.43	\$77,559.43	\$0.00	\$0.00	\$0.00	\$101,195.86
1175	Shift Differential Sal	\$2,245.69	\$5,789.01	\$0.00	\$0.00	\$0.00	\$8,034.70
1180	Overtime Clerical	(\$319.58)	\$6,243.83	\$0.00	\$6,054.41	\$0.00	\$11,978.66
1181	Overtime Custodial	\$2,051.35	\$49,511.39	\$0.00	\$20,038.98	\$0.00	\$71,601.72
1182	Overtime Food Service	\$0.00	\$0.00	\$0.00	\$32,560.05	\$0.00	\$32,560.05
SALARIES		\$21,337,089.26	\$3,728,596.41	\$482,009.26	\$1,515,029.77	\$2,973,702.09	\$30,036,426.79
2001	Pensions/Employer's Share	\$3,027,972.33	\$1,159,660.31	\$70,006.40	\$204,628.01	\$2,335.70	\$4,464,602.75

DIVISION - 32 Red Clay Consolidated School District

Object Code & Title		State Division Funding	Current Expense Local	Other State	Other Local	Federal	Total
2002	Health Insurance/Employer's Share	\$4,423,210.36	\$417,538.95	\$52,598.31	\$83,840.59	\$1,212.92	\$4,978,401.13
2004	Group Life Insurance	\$10,550.43	\$25,305.82	\$67.95	\$3,415.71	\$29.48	\$39,369.39
2005	Workers Compensation	\$395,905.69	\$155,324.79	\$10,752.35	\$29,849.88	\$1,402.83	\$593,235.54
2006	Social Security/Employer's Share	\$1,236,452.84	\$481,262.79	\$29,457.90	\$92,760.66	\$4,341.84	\$1,844,276.03
2009	Unemployment Insurance Benefits	\$34,286.54	\$13,194.19	\$945.08	\$2,575.21	\$113.85	\$51,114.87
2010	Prescription Plan	\$0.00	\$40.87	\$0.00	\$0.00	\$0.00	\$40.87
2011	Dental Plan	\$105,083.36	\$291,254.55	\$235.50	\$49,584.16	\$315.74	\$446,473.31
2015	Disability Insurance	\$5,470.18	\$15,364.70	\$36.88	\$2,264.18	\$26.17	\$23,162.11
2016	Medicare/Employer's Share	\$290,455.56	\$112,629.16	\$7,206.34	\$21,690.09	\$1,015.46	\$432,996.61
2019	Flex Credit	\$10,398.64	\$24,660.27	\$35.10	\$7,293.87	\$21.38	\$42,409.26
2020	Flex Credits	\$329.23	\$1,120.11	\$0.00	\$383.15	\$0.00	\$1,832.49
2021	Vision	\$0.00	(\$33.88)	\$0.00	\$0.00	\$0.00	(\$33.88)
OTHER EMPLOYMENT COSTS		\$9,540,115.16	\$2,697,322.63	\$171,341.81	\$498,285.51	\$10,815.37	\$12,917,880.48
3301	Debt Service/Interest	\$0.00	\$0.00	\$1,080,517.71	\$1,524,492.28	\$0.00	\$2,605,009.99
3302	Debt Service/Principal	\$0.00	\$0.00	\$2,357,059.68	\$2,279,165.00	\$0.00	\$4,636,224.68
3603	Tuition Reimbursements	\$130.00	\$0.00	\$220.00	\$0.00	\$0.00	\$350.00
3604	Tuition - In- State Public Schools	\$0.00	\$1,823,083.78	\$0.00	\$0.00	\$0.00	\$1,823,083.78
3605	Tuition - Out of State or Private	\$0.00	\$0.00	\$173,155.28	\$159,389.52	\$0.00	\$332,544.80
GOVERNMENT SERVICES		\$130.00	\$1,823,083.78	\$3,610,952.67	\$3,963,046.80	\$0.00	\$9,397,213.25
4000	In-State Travel	\$1,275.34	\$2,683.03	\$274.20	\$63.20	\$0.00	\$4,295.77
4100	Out-of-State Travel	\$0.00	\$8,179.70	\$1,305.87	\$0.00	\$0.00	\$9,485.57
TRAVEL		\$1,275.34	\$10,862.73	\$1,580.07	\$63.20	\$0.00	\$13,781.34
5000	Professional Services	\$59,190.06	\$713,586.17	\$7,598.70	\$159,608.47	\$120,296.00	\$1,060,279.40

DIVISION - 32 Red Clay Consolidated School District

Object Code & Title	State Division Funding	Current Expense Local	Other State	Other Local	Federal	Total
5008 Inspection Fees	\$0.00	\$3,030.85	\$0.00	\$0.00	\$0.00	\$3,030.85
5010 Medical/ Related Services	\$0.00	\$1,575.00	\$315,000.00	\$42,975.00	\$0.00	\$359,550.00
5014 Psychologist	\$0.00	\$2,700.00	\$0.00	\$0.00	\$0.00	\$2,700.00
5015 Therapists	\$0.00	\$1,125.00	\$117,460.00	\$0.00	\$0.00	\$118,585.00
5020 Legal Services	\$85,090.00	\$153,927.83	\$0.00	\$0.00	\$0.00	\$239,017.83
5043 Auditors	\$0.00	\$21,635.00	\$0.00	\$0.00	\$0.00	\$21,635.00
5051 Educational Consultants - Individual	\$5,323.57	\$0.00	\$0.00	\$0.00	\$0.00	\$5,323.57
5061 Temporary Employment Services	\$0.00	\$300,000.00	\$330,215.41	\$1,000.00	\$0.00	\$631,215.41
5074 Outside Computer Services - N-State Agenices	\$2,821.52	\$0.00	\$0.00	\$0.00	\$0.00	\$2,821.52
5077 Extermintator	\$0.00	\$3,969.00	\$265.00	\$0.00	\$0.00	\$4,234.00
5092 Athletic Officials	\$28,532.00	\$4,781.50	\$0.00	\$0.00	\$0.00	\$33,313.50
5093 Contracted Labor	\$1,741.40	\$19,129.25	\$4,142.41	\$6,603.03	\$0.00	\$31,616.09
5101 Postage	\$6,285.66	\$45,320.10	\$3,435.96	\$1,395.26	\$3.00	\$56,439.98
5111 Telephone Services	\$120,631.25	\$27,650.81	\$1,402.86	\$1,239.93	\$0.00	\$150,924.85
5115 Beepers/Pagers	\$0.00	\$250.00	\$0.00	\$0.00	\$0.00	\$250.00
5125 Telecommunication Equipment	\$0.00	\$993.00	\$0.00	\$0.00	\$0.00	\$993.00
5201 Water and Sewer	\$60,000.00	\$13,769.10	\$1,100.00	\$0.00	\$0.00	\$74,869.10
5203 Electricity	\$1,391,890.50	\$0.00	\$0.00	\$0.00	\$0.00	\$1,391,890.50
5211 Heat by Natural Gas	\$596,524.50	\$0.00	\$0.00	\$0.00	\$0.00	\$596,524.50
5212 Heat/Cook by Propane Gas	\$0.00	\$17.45	\$0.00	\$0.00	\$0.00	\$17.45
5214 Heat by Oil	\$0.00	\$6,600.00	\$0.00	\$0.00	\$0.00	\$6,600.00
5332 Athletic	\$25,292.00	\$0.00	\$0.00	\$0.00	\$0.00	\$25,292.00
5334 Umbrella Liability Insurance	\$2,829.00	\$0.00	\$0.00	\$0.00	\$0.00	\$2,829.00
5342 Excess Liability Coverage	\$0.00	\$0.00	\$70.00	\$0.00	\$0.00	\$70.00
5401 Buildings other than Office SP	\$0.00	\$4,752.50	\$0.00	\$0.00	\$0.00	\$4,752.50
5402 Buildings- Office Space	\$0.00	\$621,275.00	\$12,500.00	\$0.00	\$0.00	\$633,775.00

DIVISION - 32 Red Clay Consolidated School District

Object Code & Title	State Division Funding	Current Expense Local	Other State	Other Local	Federal	Total
5406 Rental	\$286.00	\$4,452.16	\$0.00	\$0.00	\$0.00	\$4,738.16
5411 PhotoCopier Equipment	\$161,691.16	\$130,778.11	\$0.00	\$0.00	\$0.00	\$292,469.27
5413 Other Office Machines and Equipment Rental	\$240.00	\$1,760.43	\$592.38	\$0.00	\$0.00	\$2,592.81
5425 Regular Pupil Transportation	\$17,021.00	\$21,591.17	\$2,371,183.95	\$27,084.33	\$0.00	\$2,436,880.45
5426 Out-of-State Pupil Transportation	\$0.00	\$0.00	\$0.00	\$300.00	\$0.00	\$300.00
5427 Curriculum Trips	\$0.00	\$1,776.98	\$0.00	\$0.00	\$0.00	\$1,776.98
5428 After School Activity Transportation	\$0.00	\$41,820.00	\$75,000.00	\$0.00	\$0.00	\$116,820.00
5429 Athletic Transportation	\$30,160.00	\$14,830.00	\$0.00	\$0.00	\$0.00	\$44,990.00
5438 Buildings/Ground Maintenance Equipment	\$651.60	\$0.00	\$0.00	\$1,046.38	\$0.00	\$1,697.98
5440 Computer Rentals and Leases	\$59,883.72	\$184,948.25	\$0.00	\$0.00	\$0.00	\$244,831.97
5456 Automated Access (User Fee)	\$1,320.00	\$41,610.06	\$660.00	\$0.00	\$0.00	\$43,590.06
5500 Buildings/Grounds Repair	\$371,208.43	\$74,748.72	\$0.00	\$90,765.97	\$0.00	\$536,723.12
5501 Buildings - Maintenance Only	\$11,293.66	\$0.00	\$0.00	\$0.00	\$0.00	\$11,293.66
5502 Grounds - Maint. Only Lawn Care	\$17,158.00	\$793.00	\$0.00	\$0.00	\$0.00	\$17,951.00
5506 Custodial Services Office/Building/Grounds	\$0.00	\$2,700.00	\$2,950.80	\$0.00	\$0.00	\$5,650.80
5507 Maintenance Agreements	\$26,555.76	\$57,985.66	\$1,650.00	\$72,976.03	\$0.00	\$159,167.45
5510 Equipment Repair	\$142.00	\$9,925.82	\$412.50	\$0.00	\$0.00	\$10,480.32
5511 Maintenance Contracts - All Office Equipment	\$0.00	\$525.00	\$0.00	\$0.00	\$0.00	\$525.00
5517 Repairs by Outside Vendor	\$100.00	\$7,864.91	\$319.55	\$9,248.44	\$0.00	\$17,532.90
5519 Repair and Services - All Other Eq	\$0.00	\$999.54	\$0.00	\$0.00	\$0.00	\$999.54
5522 Station Wagons and Vans	\$0.00	\$174.92	\$0.00	\$0.00	\$0.00	\$174.92
5524 Trucks & Trailers	\$0.00	\$84.95	\$0.00	\$0.00	\$0.00	\$84.95
5542 Trash Removal - Container	\$145,000.00	\$6,886.35	\$0.00	\$0.00	\$0.00	\$151,886.35
5544 Alarm and Signal Systems	\$16,260.00	\$141,857.41	\$0.00	\$0.00	\$0.00	\$158,117.41
5600 Printing	\$0.00	\$19,068.57	\$0.00	\$0.00	\$0.00	\$19,068.57
5602 Licenses and Permits	\$4,900.00	\$4,143.00	\$0.00	\$501.75	\$0.00	\$9,544.75

DIVISION - 32 Red Clay Consolidated School District

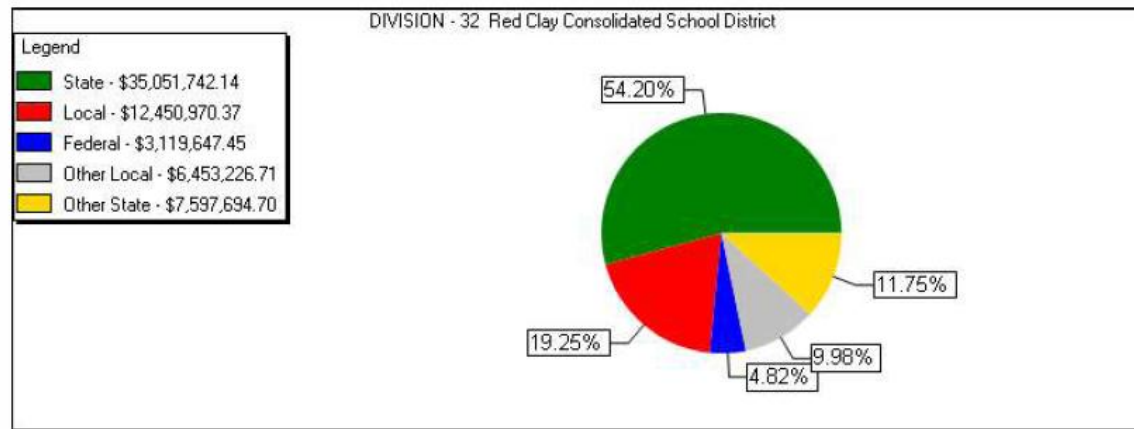
Object Code & Title	State Division Funding	Current Expense Local	Other State	Other Local	Federal	Total
5610 Advertising	\$0.00	\$1,007.36	\$0.00	\$10,000.00	\$0.00	\$11,007.36
5631 Ath Conf Fees & Assoc Dues	\$9,990.00	\$47,057.00	\$3,462.16	\$560.00	\$1,417.00	\$62,486.16
5634 Examination Cost/Fees	\$0.00	\$19,789.50	\$0.00	\$0.00	\$0.00	\$19,789.50
5643 Food Service - Other	\$0.00	\$1,495.47	\$0.00	\$0.00	\$0.00	\$1,495.47
5647 Student Body Activity	\$2,450.00	\$3,326.23	\$250.00	\$1,220.00	\$0.00	\$7,246.23
5648 Indirect Cost	\$0.00	\$137.00	\$0.00	\$0.00	\$0.00	\$137.00
5659 Commencement Rental	\$0.00	\$240.01	\$0.00	\$0.00	\$0.00	\$240.01
5667 Training	\$0.00	\$329.00	\$7,500.00	\$0.00	\$0.00	\$7,829.00
5671 Medical Reimbursement	\$0.00	\$0.00	\$0.00	\$110.25	\$0.00	\$110.25
5714 Moving Costs/Business	\$436.80	\$0.00	\$0.00	\$1,215.93	\$0.00	\$1,652.73
CONTRACTUAL SERVICES	\$3,262,899.59	\$2,790,794.14	\$3,257,171.68	\$427,850.77	\$121,716.00	\$9,860,432.18
6000 Office Supplies	\$38,612.39	\$103,059.98	\$9,105.75	\$8,051.82	\$0.00	\$158,829.94
6004 Photocopier Supplies	\$29.00	\$3,255.68	\$0.00	\$0.00	\$0.00	\$3,284.68
6011 Promotional Supplies	\$6,273.00	\$486.85	\$0.00	\$3,558.00	\$0.00	\$10,317.85
6070 Furniture not capital outlay	\$18,714.69	\$18,731.26	\$164.99	\$1,943.50	\$0.00	\$39,554.44
6088 Computer not capital outlay	\$5,940.75	\$30,086.36	\$4,134.00	\$0.00	\$0.00	\$40,161.11
6111 Food - Institutional	\$37.96	\$13,932.26	\$2,388.76	\$8,948.51	\$0.00	\$25,307.49
6140 Custodial Supplies	\$75,200.28	\$43,649.47	\$775.00	\$0.00	\$0.00	\$119,624.75
6145 Computer Supplies	\$76,317.88	\$86,421.47	\$3,003.31	\$2,347.00	\$0.00	\$168,089.66
6150 Instructional Supplies	\$275,814.31	\$681,438.78	\$46,187.11	\$4,723.82	\$13,413.99	\$1,021,578.01
6151 Subscriptions	\$9,325.78	\$34,647.10	\$392.00	\$0.00	\$0.00	\$44,364.88
6153 Manuals and Test Materials	\$0.00	\$9,727.13	\$966.95	\$0.00	\$0.00	\$10,694.08
6156 Audio/Visual	\$129.98	\$18,635.42	\$0.00	\$0.00	\$0.00	\$18,765.40
6157 Textbooks	\$34,696.83	\$93,775.24	\$0.00	\$0.00	\$0.00	\$128,472.07
6158 Technical/Reference Books	\$447.21	\$155.73	\$0.00	\$0.00	\$0.00	\$602.94

DIVISION - 32 Red Clay Consolidated School District

Object Code & Title		State Division Funding	Current Expense Local	Other State	Other Local	Federal	Total
6160	Library Books - Consumable	\$345.92	\$4,634.82	\$0.00	\$0.00	\$0.00	\$4,980.74
6162	Safety Aids - goggles	\$0.00	\$130.28	\$0.00	\$0.00	\$0.00	\$130.28
6163	Medical Supplies/Medicines/Health Aids	\$7,748.70	\$30,198.63	\$0.00	\$463.84	\$0.00	\$38,411.17
6171	Gasoline	\$0.00	\$19,491.80	\$0.00	\$0.00	\$0.00	\$19,491.80
6174	Gas	\$5,916.06	\$22,676.47	\$0.00	\$0.00	\$0.00	\$28,592.53
6175	Diesel Fuel	\$46.23	\$0.00	\$0.00	\$0.00	\$0.00	\$46.23
6210	Vehicle Materials	\$1,886.45	\$73,549.41	\$7,145.59	\$0.00	\$0.00	\$82,581.45
6220	Maintenance and Building Materials	\$200,386.38	\$33,080.84	\$375.75	\$5,780.00	\$0.00	\$239,622.97
6230	Highway/Grounds Materials	\$0.00	\$520.00	\$0.00	\$0.00	\$0.00	\$520.00
6250	Athletic Supplies	\$83,734.25	\$66,038.12	\$0.00	\$12,222.17	\$0.00	\$161,994.54
6251	Commencement Supplies	\$0.00	\$116.32	\$0.00	\$0.00	\$0.00	\$116.32
SUPPLIES AND MATERIALS		\$841,604.05	\$1,388,439.42	\$74,639.21	\$48,038.66	\$13,413.99	\$2,366,135.33
7002	Instructional Equipment	\$0.00	\$0.00	\$0.00	\$912.00	\$0.00	\$912.00
7004	Athletic Equipment	\$0.00	\$384.28	\$0.00	\$0.00	\$0.00	\$384.28
7006	Library Books - Non Consumable	\$1,271.81	\$0.00	\$0.00	\$0.00	\$0.00	\$1,271.81
7010	General Equipment	\$0.00	\$1,132.14	\$0.00	\$0.00	\$0.00	\$1,132.14
7040	Audio Visual Equipment	\$1,602.68	\$0.00	\$0.00	\$0.00	\$0.00	\$1,602.68
7110	Vehicles	\$65,705.00	\$0.00	\$0.00	\$0.00	\$0.00	\$65,705.00
7200	Custodial/Maintenance Equipment	\$0.00	\$43.89	\$0.00	\$0.00	\$0.00	\$43.89
CAPITAL OUTLAY - EQUIPMENT		\$68,579.49	\$1,560.31	\$0.00	\$912.00	\$0.00	\$71,051.80
8000	Land	\$49.25	\$95.97	\$0.00	\$0.00	\$0.00	\$145.22
8301	Building Alterations	\$0.00	\$10,214.98	\$0.00	\$0.00	\$0.00	\$10,214.98
CAPITAL OUTLAY - PROPERTY		\$49.25	\$10,310.95	\$0.00	\$0.00	\$0.00	\$10,360.20

DIVISION - 32 Red Clay Consolidated School District

Object Code & Title	State Division Funding	Current Expense Local	Other State	Other Local	Federal	Total
GRAND TOTALS	\$35,051,742.14	\$12,450,970.37	\$7,597,694.70	\$6,453,226.71	\$3,119,647.45	\$64,673,281.37



DIVISION - 54 Meadowood School

Object Code & Title	State Division Funding	Current Expense Local	Other State	Other Local	Federal	Total
1114 Principal	\$22,166.84	\$13,941.68	\$0.00	\$0.00	\$0.00	\$36,108.52
1120 Teachers	\$283,015.35	\$352,661.99	\$0.00	\$609.00	\$0.00	\$636,286.34
1128 Paraprofessionals	\$257,051.58	\$351,176.28	\$0.00	\$0.00	\$0.00	\$608,227.86
1134 Nurse/Hygienists	\$15,543.31	\$1,349.78	\$0.00	\$10,764.94	\$0.00	\$27,658.03
1139 Clerical - Executive	\$0.00	\$843.13	\$0.00	\$0.00	\$0.00	\$843.13
1140 Custodial/Maintenance Employees	\$35,259.80	\$19,192.59	\$0.00	\$0.00	\$0.00	\$54,452.39
1141 Clerical Schools	\$10,776.98	\$5,535.05	\$0.00	\$0.00	\$0.00	\$16,312.03
1148 Bus Drivers - Regular Trips	\$0.00	\$649.65	\$114,629.54	\$0.00	\$0.00	\$115,279.19
1149 Bus Aides	\$0.00	\$1,499.23	\$75,196.87	\$0.00	\$0.00	\$76,696.10
1150 Inservice Education Workshop	\$0.00	\$2,506.08	\$0.00	\$0.00	\$0.00	\$2,506.08
1153 Substitute Nurses	\$195.00	\$772.50	\$0.00	\$0.00	\$0.00	\$967.50
1157 EPER Miscellaneous	\$100.00	\$434.16	\$0.00	\$0.00	\$0.00	\$534.16
1158 Homebound Instruction	\$0.00	\$520.00	\$0.00	\$0.00	\$0.00	\$520.00
1160 Summer School	\$106,460.48	\$129,398.81	\$0.00	\$0.00	\$0.00	\$235,859.29
1175 Shift Differential Sal	\$0.00	\$239.84	\$0.00	\$0.00	\$0.00	\$239.84
1181 Overtime Custodial	\$0.00	(\$1,210.40)	\$0.00	\$0.00	\$0.00	(\$1,210.40)
SALARIES	\$730,569.34	\$879,510.37	\$189,826.41	\$11,373.94	\$0.00	\$1,811,280.06
2001 Pensions/Employer's Share	\$91,857.31	\$143,066.84	\$29,119.90	\$1,743.28	\$0.00	\$265,787.33
2002 Health Insurance/Employer's Share	\$194,147.42	\$129,575.59	\$60,098.79	\$472.19	\$0.00	\$384,293.99
2004 Group Life Insurance	\$0.00	\$1,549.17	\$0.00	\$0.00	\$0.00	\$1,549.17
2005 Workers Compensation	\$12,007.03	\$19,839.14	\$3,734.73	\$224.50	\$0.00	\$35,805.40
2006 Social Security/Employer's Share	\$37,394.14	\$61,838.53	\$11,652.39	\$696.55	\$0.00	\$111,581.61
2009 Unemployment Insurance Benefits	\$1,032.70	\$1,705.01	\$322.68	\$19.36	\$0.00	\$3,079.75
2011 Dental Plan	\$0.00	\$34,455.27	\$0.00	\$0.00	\$0.00	\$34,455.27
2015 Disability Insurance	\$0.00	\$932.78	\$0.00	\$0.00	\$0.00	\$932.78

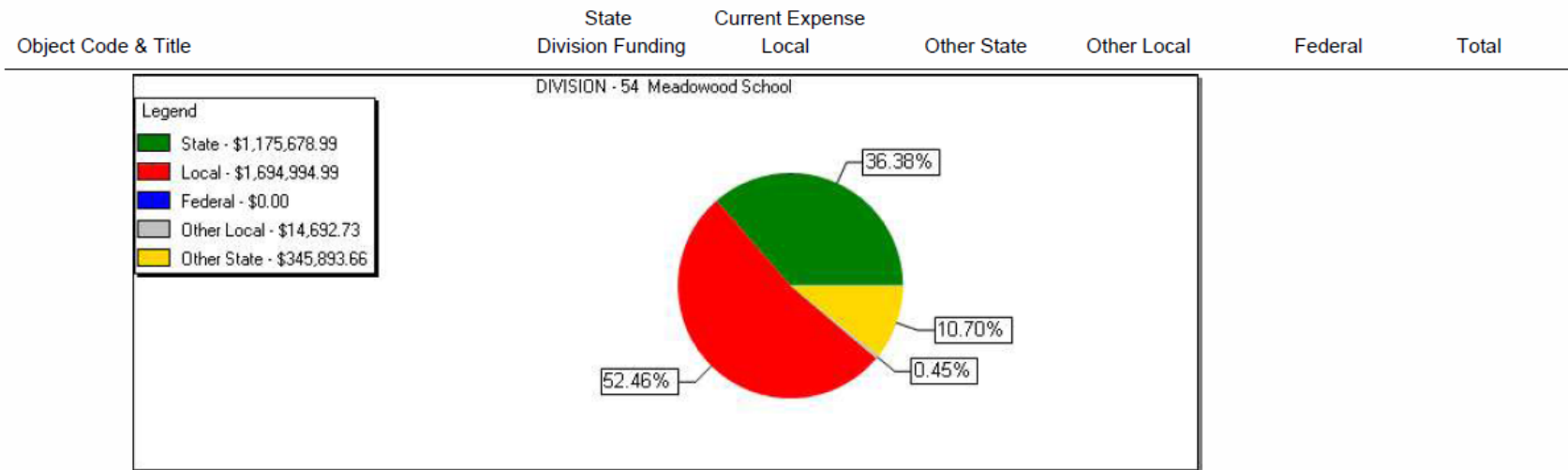
DIVISION - 54 Meadowood School

Object Code & Title		State Division Funding	Current Expense Local	Other State	Other Local	Federal	Total
2016	Medicare/Employer's Share	\$8,745.32	\$14,462.20	\$2,725.20	\$162.91	\$0.00	\$26,095.63
2019	Flex Credit	\$0.00	\$2,980.36	\$0.00	\$0.00	\$0.00	\$2,980.36
2020	Flex Credits	\$0.00	\$346.60	\$0.00	\$0.00	\$0.00	\$346.60
OTHER EMPLOYMENT COSTS		\$345,183.92	\$410,751.49	\$107,653.69	\$3,318.79	\$0.00	\$866,907.89
4000	In-State Travel	\$0.00	\$306.60	\$0.00	\$0.00	\$0.00	\$306.60
TRAVEL		\$0.00	\$306.60	\$0.00	\$0.00	\$0.00	\$306.60
5000	Professional Services	\$112.00	\$36,602.05	\$661.25	\$0.00	\$0.00	\$37,375.30
5010	Medical/ Related Services	\$8,093.00	\$324,000.61	\$250.00	\$0.00	\$0.00	\$332,343.61
5061	Temporary Employment Services	\$0.00	\$3,000.00	\$0.00	\$0.00	\$0.00	\$3,000.00
5077	Exterminator	\$0.00	\$230.00	\$0.00	\$0.00	\$0.00	\$230.00
5101	Postage	\$0.00	\$7.95	\$0.00	\$0.00	\$0.00	\$7.95
5111	Telephone Services	\$1,440.00	\$595.88	\$977.48	\$0.00	\$0.00	\$3,013.36
5201	Water and Sewer	\$5,500.00	\$0.00	\$500.00	\$0.00	\$0.00	\$6,000.00
5203	Electricity	\$37,961.00	\$3,035.58	\$0.00	\$0.00	\$0.00	\$40,996.58
5211	Heat by Natural Gas	\$16,269.00	\$314.34	\$0.00	\$0.00	\$0.00	\$16,583.34
5214	Heat by Oil	\$0.00	\$3,000.00	\$0.00	\$0.00	\$0.00	\$3,000.00
5402	Buildings- Office Space	\$0.00	\$0.00	\$22,625.00	\$0.00	\$0.00	\$22,625.00
5425	Regular Pupil Transportation	\$0.00	\$0.00	\$1,250.00	\$0.00	\$0.00	\$1,250.00
5427	Curriculum Trips	\$0.00	\$1,976.00	\$0.00	\$0.00	\$0.00	\$1,976.00
5456	Automated Access (User Fee)	\$0.00	\$0.00	\$300.00	\$0.00	\$0.00	\$300.00
5470	Oxygen Tanks	\$0.00	\$90.42	\$0.00	\$0.00	\$0.00	\$90.42
5500	Buildings/Grounds Repair	\$2,390.00	\$0.50	\$0.00	\$0.00	\$0.00	\$2,390.50
5506	Custodial Services Office/Building/Grounds	\$0.00	\$0.00	\$1,599.70	\$0.00	\$0.00	\$1,599.70
5507	Maintenance Agreements	\$0.00	\$0.00	\$1,106.55	\$0.00	\$0.00	\$1,106.55

DIVISION - 54 Meadowood School

Object Code & Title	State Division Funding	Current Expense Local	Other State	Other Local	Federal	Total
5510 Equipment Repair	\$0.00	\$0.00	\$187.50	\$0.00	\$0.00	\$187.50
5511 Maintenance Contracts - All Office Equipment	\$0.00	\$1,700.00	\$0.00	\$0.00	\$0.00	\$1,700.00
5517 Repairs by Outside Vendor	\$220.00	\$2,500.00	\$0.00	\$0.00	\$0.00	\$2,720.00
5522 Station Wagons and Vans	\$0.00	\$1,130.22	\$0.00	\$0.00	\$0.00	\$1,130.22
5542 Trash Removal - Container	\$0.00	\$3,572.11	\$0.00	\$0.00	\$0.00	\$3,572.11
5544 Alarm and Signal Systems	\$0.00	\$7,668.12	\$0.00	\$0.00	\$0.00	\$7,668.12
5610 Advertising	\$0.00	\$26.91	\$0.00	\$0.00	\$0.00	\$26.91
CONTRACTUAL SERVICES	\$71,985.00	\$389,450.69	\$29,457.48	\$0.00	\$0.00	\$490,893.17
6000 Office Supplies	\$3,177.87	\$411.64	\$3,585.03	\$0.00	\$0.00	\$7,174.54
6070 Furniture not capital outlay	\$0.00	\$0.00	\$74.93	\$0.00	\$0.00	\$74.93
6088 Computer not capital outlay	\$4,456.34	\$0.00	\$0.00	\$0.00	\$0.00	\$4,456.34
6140 Custodial Supplies	\$0.00	\$0.00	\$675.00	\$0.00	\$0.00	\$675.00
6150 Instructional Supplies	\$9,073.74	\$8,595.30	\$95.00	\$0.00	\$0.00	\$17,764.04
6151 Subscriptions	\$0.00	\$0.00	\$50.00	\$0.00	\$0.00	\$50.00
6163 Medical Supplies/Medicines/Health Aids	\$5,235.98	\$731.49	\$0.00	\$0.00	\$0.00	\$5,967.47
6210 Vehicle Materials	\$0.00	\$3,509.83	\$14,317.37	\$0.00	\$0.00	\$17,827.20
6220 Maintenance and Building Materials	\$0.00	\$212.77	\$158.75	\$0.00	\$0.00	\$371.52
SUPPLIES AND MATERIALS	\$21,943.93	\$13,461.03	\$18,956.08	\$0.00	\$0.00	\$54,361.04
8800 Computers	\$5,996.80	\$1,514.81	\$0.00	\$0.00	\$0.00	\$7,511.61
CAPITAL OUTLAY - PROPERTY	\$5,996.80	\$1,514.81	\$0.00	\$0.00	\$0.00	\$7,511.61
GRAND TOTALS	\$1,175,678.99	\$1,694,994.99	\$345,893.66	\$14,692.73	\$0.00	\$3,231,260.37

DIVISION - 54 Meadowood School



DIVISION - 58 Intensive Learning Center-Red Clay

Object Code & Title		State Division Funding	Current Expense Local	Other State	Other Local	Federal	Total
1114	Principal	\$47,636.01	\$26,855.03	\$0.00	\$0.00	\$0.00	\$74,491.04
1120	Teachers	\$615,671.44	\$520,138.97	\$0.00	\$0.00	\$0.00	\$1,135,810.41
1126	Speech and Hearing	\$0.00	\$300.00	\$0.00	\$0.00	\$0.00	\$300.00
1128	Paraprofessionals	\$391,053.10	\$109,952.17	\$0.00	\$0.00	\$0.00	\$501,005.27
1134	Nurse/Hygienists	\$2,587.91	\$807.80	\$0.00	\$966.51	\$0.00	\$4,362.22
1138	Clerical - Support Services	\$1,500.00	\$0.00	\$0.00	\$0.00	\$0.00	\$1,500.00
1139	Clerical - Executive	\$0.00	\$1,679.33	\$0.00	\$0.00	\$0.00	\$1,679.33
1140	Custodial/Maintenance Employees	\$47,354.34	\$34,915.60	\$0.00	\$0.00	\$0.00	\$82,269.94
1141	Clerical Schools	\$35,294.70	\$14,644.85	\$0.00	\$0.00	\$0.00	\$49,939.55
1148	Bus Drivers - Regular Trips	\$0.00	\$77.45	\$58,912.96	\$0.00	\$0.00	\$58,990.41
1149	Bus Aides	\$0.00	\$477.21	\$73,554.64	\$0.00	\$0.00	\$74,031.85
1150	Inservice Education Workshop	\$0.00	\$100.00	\$0.00	\$0.00	\$0.00	\$100.00
1152	Substitute Teachers	\$0.00	\$4,730.56	\$0.00	\$0.00	\$0.00	\$4,730.56
1157	EPER Miscellaneous	(\$59.76)	\$7,119.41	\$0.00	\$0.00	\$0.00	\$7,059.65
1158	Homebound Instruction	\$0.00	\$1,140.00	\$0.00	\$0.00	\$0.00	\$1,140.00
1160	Summer School	\$888.32	\$0.00	\$0.00	\$0.00	\$0.00	\$888.32
1175	Shift Differential Sal	\$0.00	\$63.00	\$0.00	\$0.00	\$0.00	\$63.00
1180	Overtime Clerical	\$0.00	\$932.03	\$0.00	\$0.00	\$0.00	\$932.03
1181	Overtime Custodial	(\$379.38)	\$1,437.54	\$0.00	\$0.00	\$0.00	\$1,058.16
SALARIES		\$1,141,546.68	\$725,370.95	\$132,467.60	\$966.51	\$0.00	\$2,000,351.74
2001	Pensions/Employer's Share	\$174,487.41	\$106,655.32	\$20,328.93	\$147.59	\$0.00	\$301,619.25
2002	Health Insurance/Employer's Share	\$292,216.14	\$118,149.57	\$30,115.81	\$0.00	\$0.00	\$440,481.52
2004	Group Life Insurance	\$0.00	\$2,413.26	\$0.00	\$0.00	\$0.00	\$2,413.26
2005	Workers Compensation	\$18,452.67	\$18,371.47	\$2,612.07	\$19.33	\$0.00	\$39,455.54
2006	Social Security/Employer's Share	\$71,061.29	\$44,080.76	\$8,130.38	\$59.92	\$0.00	\$123,332.35

DIVISION - 58 Intensive Learning Center-Red Clay

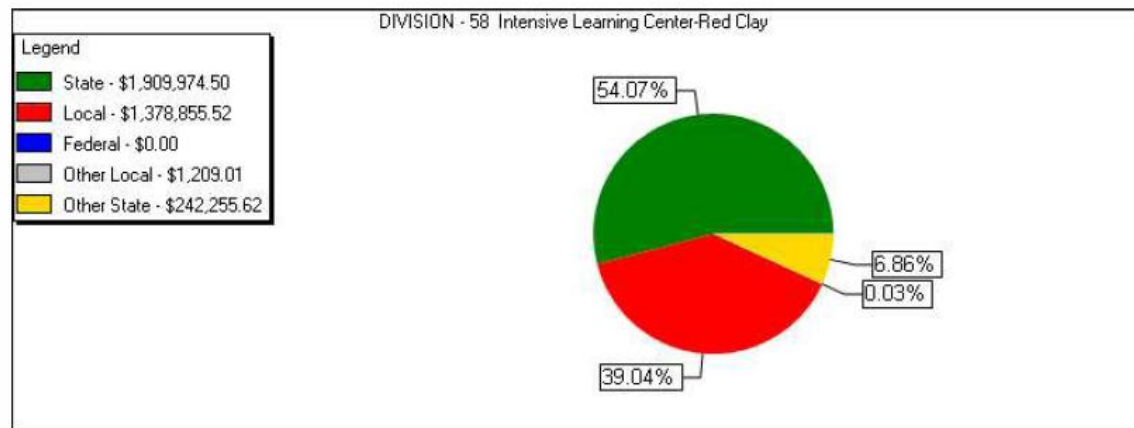
Object Code & Title		State Division Funding	Current Expense Local	Other State	Other Local	Federal	Total
2009	Unemployment Insurance Benefits	\$1,591.13	\$1,581.59	\$226.06	\$1.64	\$0.00	\$3,400.42
2010	Prescription Plan	\$0.00	\$8.92	\$0.00	\$0.00	\$0.00	\$8.92
2011	Dental Plan	\$0.00	\$38,460.26	\$0.00	\$0.00	\$0.00	\$38,460.26
2015	Disability Insurance	\$0.00	\$1,708.91	\$0.00	\$0.00	\$0.00	\$1,708.91
2016	Medicare/Employer's Share	\$13,498.05	\$13,430.41	\$1,901.52	\$14.02	\$0.00	\$28,844.00
2019	Flex Credit	\$0.00	\$3,852.54	\$0.00	\$0.00	\$0.00	\$3,852.54
2020	Flex Credits	\$0.00	\$115.79	\$0.00	\$0.00	\$0.00	\$115.79
OTHER EMPLOYMENT COSTS		\$571,306.69	\$348,828.80	\$63,314.77	\$242.50	\$0.00	\$983,692.76
4000	In-State Travel	\$108.00	\$0.00	\$0.00	\$0.00	\$0.00	\$108.00
TRAVEL		\$108.00	\$0.00	\$0.00	\$0.00	\$0.00	\$108.00
5000	Professional Services	\$303.20	\$500.00	\$569.00	\$0.00	\$0.00	\$1,372.20
5010	Medical/ Related Services	\$0.00	\$0.00	\$250.00	\$0.00	\$0.00	\$250.00
5015	Therapists	\$4,280.69	\$223,803.92	\$0.00	\$0.00	\$0.00	\$228,084.61
5061	Temporary Employment Services	\$0.00	\$22,882.21	\$0.00	\$0.00	\$0.00	\$22,882.21
5077	Exterminator	\$0.00	\$737.00	\$0.00	\$0.00	\$0.00	\$737.00
5101	Postage	\$626.06	\$558.69	\$0.00	\$0.00	\$0.00	\$1,184.75
5111	Telephone Services	\$4,360.00	\$338.69	\$560.04	\$0.00	\$0.00	\$5,258.73
5201	Water and Sewer	\$5,500.00	\$414.99	\$400.00	\$0.00	\$0.00	\$6,314.99
5203	Electricity	\$66,080.00	\$0.00	\$0.00	\$0.00	\$0.00	\$66,080.00
5211	Heat by Natural Gas	\$28,320.00	\$0.00	\$0.00	\$0.00	\$0.00	\$28,320.00
5214	Heat by Oil	\$0.00	\$2,400.00	\$0.00	\$0.00	\$0.00	\$2,400.00
5402	Buildings- Office Space	\$0.00	\$0.00	\$17,100.00	\$0.00	\$0.00	\$17,100.00
5425	Regular Pupil Transportation	\$0.00	\$0.00	\$1,000.00	\$0.00	\$0.00	\$1,000.00
5427	Curriculum Trips	\$0.00	\$288.00	\$0.00	\$0.00	\$0.00	\$288.00

DIVISION - 58 Intensive Learning Center-Red Clay

Object Code & Title	State Division Funding	Current Expense Local	Other State	Other Local	Federal	Total
5456 Automated Access (User Fee)	\$0.00	\$0.00	\$240.00	\$0.00	\$0.00	\$240.00
5506 Custodial Services Office/Building/Grounds	\$0.00	\$0.00	\$321.82	\$0.00	\$0.00	\$321.82
5507 Maintenance Agreements	\$0.00	\$0.00	\$885.24	\$0.00	\$0.00	\$885.24
5510 Equipment Repair	\$0.00	\$0.00	\$150.00	\$0.00	\$0.00	\$150.00
5511 Maintenance Contracts - All Office Equipment	\$0.00	\$1,360.00	\$0.00	\$0.00	\$0.00	\$1,360.00
5517 Repairs by Outside Vendor	\$0.00	\$2,500.00	\$0.00	\$0.00	\$0.00	\$2,500.00
5542 Trash Removal - Container	\$0.00	\$7,936.61	\$0.00	\$0.00	\$0.00	\$7,936.61
5544 Alarm and Signal Systems	\$0.00	\$20,159.49	\$0.00	\$0.00	\$0.00	\$20,159.49
5602 Licenses and Permits	\$6,300.00	\$100.00	\$0.00	\$0.00	\$0.00	\$6,400.00
5631 Ath Conf Fees & Assoc Dues	\$500.00	\$371.00	\$0.00	\$0.00	\$0.00	\$871.00
5647 Student Body Activity	\$1,285.00	\$0.00	\$0.00	\$0.00	\$0.00	\$1,285.00
CONTRACTUAL SERVICES	\$117,554.95	\$284,350.60	\$21,476.10	\$0.00	\$0.00	\$423,381.65
6000 Office Supplies	\$13,815.58	\$1,136.50	\$2,876.82	\$0.00	\$0.00	\$17,828.90
6011 Promotional Supplies	\$0.00	\$1,395.00	\$0.00	\$0.00	\$0.00	\$1,395.00
6070 Furniture not capital outlay	\$200.97	\$0.00	\$59.80	\$0.00	\$0.00	\$260.77
6111 Food - Institutional	\$1,500.00	\$0.00	\$0.00	\$0.00	\$0.00	\$1,500.00
6140 Custodial Supplies	\$105.00	\$450.04	\$650.00	\$0.00	\$0.00	\$1,205.04
6145 Computer Supplies	\$5,806.55	\$1,312.99	\$0.00	\$0.00	\$0.00	\$7,119.54
6150 Instructional Supplies	\$49,607.30	\$11,088.54	\$4,954.03	\$0.00	\$0.00	\$65,649.87
6151 Subscriptions	\$0.00	\$0.00	\$40.00	\$0.00	\$0.00	\$40.00
6157 Textbooks	\$5,317.88	\$1,186.36	\$0.00	\$0.00	\$0.00	\$6,504.24
6163 Medical Supplies/Medicines/Health Aids	\$3,104.90	\$102.28	\$0.00	\$0.00	\$0.00	\$3,207.18
6210 Vehicle Materials	\$0.00	\$3,252.22	\$16,297.50	\$0.00	\$0.00	\$19,549.72
6220 Maintenance and Building Materials	\$0.00	\$381.24	\$119.00	\$0.00	\$0.00	\$500.24
SUPPLIES AND MATERIALS	\$79,458.18	\$20,305.17	\$24,997.15	\$0.00	\$0.00	\$124,760.50

DIVISION - 58 Intensive Learning Center-Red Clay

Object Code & Title	State Division Funding	Current Expense Local	Other State	Other Local	Federal	Total
GRAND TOTALS	\$1,909,974.50	\$1,378,855.52	\$242,255.62	\$1,209.01	\$0.00	\$3,532,294.65



TOTAL ALL DIVISIONS

Object Code & Title	State Division Funding	Current Expense Local	Other State	Other Local	Federal	Total
1101 Chief School Officer	\$106,255.46	\$20,582.74	\$0.00	\$0.00	\$0.00	\$126,838.20
1105 Assistant Superintendent	\$89,396.02	\$55,333.67	\$0.00	\$0.00	\$0.00	\$144,729.69
1106 Directors - Administration	\$80,670.74	\$48,920.70	\$0.00	\$0.00	\$0.00	\$129,591.44
1107 Directors - Instruction	\$60,817.11	\$24,573.56	\$0.00	\$0.00	\$0.00	\$85,390.67
1108 Admin Assistant - Executive	\$4,436.02	\$0.00	\$0.00	\$0.00	\$0.00	\$4,436.02
1110 Supervisors- Instruction	\$0.00	\$1,064.06	\$0.00	\$20,290.46	\$4,484.04	\$25,838.56
1111 Supervisors- Support Services	\$168,934.37	\$73,409.03	\$0.00	\$36,035.86	\$0.00	\$278,379.26
1112 Specialist- Support Services	\$130,056.62	\$26,104.07	\$0.00	\$33,531.61	\$0.00	\$189,692.30
1113 Specialist-Transportation	\$0.00	\$19,979.54	\$75,495.07	\$0.00	\$0.00	\$95,474.61
1114 Principal	\$690,892.15	\$214,435.04	\$38,589.33	\$0.00	\$129,436.39	\$1,073,352.91
1116 Assistant Principals	\$437,081.63	\$145,671.37	\$0.00	\$0.00	\$110,843.85	\$693,596.85
1118 Coordinators	\$0.00	\$0.00	\$5,461.11	\$15,476.38	\$0.00	\$20,937.49
1119 Guidance Counselors	\$0.00	\$0.00	\$11,564.90	\$0.00	\$0.00	\$11,564.90
1120 Teachers	\$16,628,661.43	\$2,487,826.29	\$46,933.15	\$557,460.37	\$2,261,152.20	\$21,982,033.44
1121 Human Relations	\$286.00	\$0.00	\$0.00	\$0.00	\$0.00	\$286.00
1122 Visiting Teachers	\$42,565.56	\$16,548.30	\$0.00	\$0.00	\$0.00	\$59,113.86
1124 Psychologists	\$95,780.83	\$38,444.75	\$0.00	\$0.00	\$0.00	\$134,225.58
1126 Speech and Hearing	\$104,900.63	\$43,465.98	\$0.00	\$0.00	\$0.00	\$148,366.61
1128 Paraprofessionals	\$682,410.37	\$472,103.44	\$280.30	\$139,406.18	\$6,786.92	\$1,300,987.21
1129 Disruptive Students	\$0.00	\$4,049.33	\$0.00	\$0.00	\$36,630.45	\$40,679.78
1130 Driver Education	\$127,110.66	\$51,419.17	\$0.00	\$0.00	\$0.00	\$178,529.83
1134 Nurse/Hygienists	\$354,967.90	\$139,765.10	\$0.00	\$82,201.80	\$0.00	\$576,934.80
1138 Clerical - Support Services	\$545,195.57	\$222,399.09	\$24,307.71	\$38,161.12	\$6,746.04	\$836,809.53
1139 Clerical - Executive	\$0.00	\$45,795.69	\$0.00	\$0.00	\$0.00	\$45,795.69
1140 Custodial/Maintenance Employees	\$1,698,389.16	\$443,478.18	\$15,630.52	\$108,777.17	\$349,369.51	\$2,615,644.54
1141 Clerical Schools	\$406,358.22	\$82,832.40	\$0.00	\$0.00	\$46,994.67	\$536,185.29

TOTAL ALL DIVISIONS

Object Code & Title	State Division Funding	Current Expense Local	Other State	Other Local	Federal	Total
1143 Cafeteria Substitute	\$0.00	\$0.00	\$0.00	\$15,572.54	\$0.00	\$15,572.54
1144 Cafeteria Manager	\$151,106.02	\$0.00	\$0.00	\$63,273.47	\$0.00	\$214,379.49
1145 Cafeteria Workers	\$367,373.44	\$0.00	\$0.00	\$249,820.07	\$0.00	\$617,193.51
1146 Transportation Supervisors	\$20,703.70	\$12,886.70	\$45,245.50	\$0.00	\$0.00	\$78,835.90
1148 Bus Drivers - Regular Trips	\$0.00	\$82,126.57	\$272,397.42	\$45.03	\$0.00	\$354,569.02
1149 Bus Aides	\$0.00	\$25,739.70	\$191,812.22	\$45.03	\$0.00	\$217,596.95
1150 Inservice Education Workshop	\$0.00	\$2,694.11	\$468.00	\$0.00	\$0.00	\$3,162.11
1152 Substitute Teachers	\$2,808.68	\$54,823.18	\$0.00	\$0.00	\$18,092.79	\$75,724.65
1153 Substitute Nurses	\$382.50	\$5,822.50	\$0.00	\$0.00	\$0.00	\$6,205.00
1154 EPER Athletic Salaries	\$0.00	\$428.88	\$51.00	\$3,403.00	\$0.00	\$3,882.88
1156 EPER Extra Curricular Activities	\$1,846.72	\$14,852.98	\$0.00	\$260.00	\$0.00	\$16,959.70
1157 EPER Miscellaneous	\$8,275.75	\$140,305.94	\$43,039.03	\$42,966.30	\$3,165.23	\$237,752.25
1158 Homebound Instruction	\$0.00	\$2,070.00	\$0.00	\$340.00	\$0.00	\$2,410.00
1159 Artist in Residence	\$0.00	\$1,535.06	\$500.86	\$0.00	\$0.00	\$2,035.92
1160 Summer School	\$151,458.50	\$147,761.29	\$100.00	\$61,650.39	\$0.00	\$360,970.18
1162 Evening School	\$0.00	\$0.00	\$32,427.15	\$0.00	\$0.00	\$32,427.15
1164 Bldg Grounds Supervisor	\$22,849.01	\$17,240.74	\$0.00	\$0.00	\$0.00	\$40,089.75
1168 Co-Op Work Study	\$0.00	\$6,422.91	\$0.00	\$0.00	\$0.00	\$6,422.91
1170 Substitute Custodial	\$23,636.43	\$77,559.43	\$0.00	\$0.00	\$0.00	\$101,195.86
1175 Shift Differential Sal	\$2,245.69	\$6,091.85	\$0.00	\$0.00	\$0.00	\$8,337.54
1180 Overtime Clerical	(\$319.58)	\$7,175.86	\$0.00	\$6,054.41	\$0.00	\$12,910.69
1181 Overtime Custodial	\$1,671.97	\$49,738.53	\$0.00	\$20,038.98	\$0.00	\$71,449.48
1182 Overtime Food Service	\$0.00	\$0.00	\$0.00	\$32,560.05	\$0.00	\$32,560.05
SALARIES	\$23,209,205.28	\$5,333,477.73	\$804,303.27	\$1,527,370.22	\$2,973,702.09	\$33,848,058.59
2001 Pensions/Employer's Share	\$3,294,317.05	\$1,409,382.47	\$119,455.23	\$206,518.88	\$2,335.70	\$5,032,009.33

TOTAL ALL DIVISIONS

Object Code & Title		State Division Funding	Current Expense Local	Other State	Other Local	Federal	Total
2002	Health Insurance/Employer's Share	\$4,909,573.92	\$665,264.11	\$142,812.91	\$84,312.78	\$1,212.92	\$5,803,176.64
2004	Group Life Insurance	\$10,550.43	\$29,268.25	\$67.95	\$3,415.71	\$29.48	\$43,331.82
2005	Workers Compensation	\$426,365.39	\$193,535.40	\$17,099.15	\$30,093.71	\$1,402.83	\$668,496.48
2006	Social Security/Employer's Share	\$1,344,908.27	\$587,182.08	\$49,240.67	\$93,517.13	\$4,341.84	\$2,079,189.99
2009	Unemployment Insurance Benefits	\$36,910.37	\$16,480.79	\$1,493.82	\$2,596.21	\$113.85	\$57,595.04
2010	Prescription Plan	\$0.00	\$49.79	\$0.00	\$0.00	\$0.00	\$49.79
2011	Dental Plan	\$105,083.36	\$364,170.08	\$235.50	\$49,584.16	\$315.74	\$519,388.84
2015	Disability Insurance	\$5,470.18	\$18,006.39	\$36.88	\$2,264.18	\$26.17	\$25,803.80
2016	Medicare/Employer's Share	\$312,698.93	\$140,521.77	\$11,833.06	\$21,867.02	\$1,015.46	\$487,936.24
2019	Flex Credit	\$10,398.64	\$31,493.17	\$35.10	\$7,293.87	\$21.38	\$49,242.16
2020	Flex Credits	\$329.23	\$1,582.50	\$0.00	\$383.15	\$0.00	\$2,294.88
2021	Vision	\$0.00	(\$33.88)	\$0.00	\$0.00	\$0.00	(\$33.88)
OTHER EMPLOYMENT COSTS		\$10,456,605.77	\$3,456,902.92	\$342,310.27	\$501,846.80	\$10,815.37	\$14,768,481.13
3301	Debt Service/Interest	\$0.00	\$0.00	\$1,080,517.71	\$1,524,492.28	\$0.00	\$2,605,009.99
3302	Debt Service/Principal	\$0.00	\$0.00	\$2,357,059.68	\$2,279,165.00	\$0.00	\$4,636,224.68
3603	Tuition Reimbursements	\$130.00	\$0.00	\$220.00	\$0.00	\$0.00	\$350.00
3604	Tuition - In- State Public Schools	\$0.00	\$1,823,083.78	\$0.00	\$0.00	\$0.00	\$1,823,083.78
3605	Tuition - Out of State or Private	\$0.00	\$0.00	\$173,155.28	\$159,389.52	\$0.00	\$332,544.80
GOVERNMENT SERVICES		\$130.00	\$1,823,083.78	\$3,610,952.67	\$3,963,046.80	\$0.00	\$9,397,213.25
4000	In-State Travel	\$1,383.34	\$2,989.63	\$274.20	\$63.20	\$0.00	\$4,710.37
4100	Out-of-State Travel	\$0.00	\$8,179.70	\$1,305.87	\$0.00	\$0.00	\$9,485.57
TRAVEL		\$1,383.34	\$11,169.33	\$1,580.07	\$63.20	\$0.00	\$14,195.94
5000	Professional Services	\$59,605.26	\$750,688.22	\$8,828.95	\$159,608.47	\$120,296.00	\$1,099,026.90

TOTAL ALL DIVISIONS

Object Code & Title	State Division Funding	Current Expense Local	Other State	Other Local	Federal	Total
5008 Inspection Fees	\$0.00	\$3,030.85	\$0.00	\$0.00	\$0.00	\$3,030.85
5010 Medical/ Related Services	\$8,093.00	\$325,575.61	\$315,500.00	\$42,975.00	\$0.00	\$692,143.61
5014 Psychologist	\$0.00	\$2,700.00	\$0.00	\$0.00	\$0.00	\$2,700.00
5015 Therapists	\$4,280.69	\$224,928.92	\$117,460.00	\$0.00	\$0.00	\$346,669.61
5020 Legal Services	\$85,090.00	\$153,927.83	\$0.00	\$0.00	\$0.00	\$239,017.83
5043 Auditors	\$0.00	\$21,635.00	\$0.00	\$0.00	\$0.00	\$21,635.00
5051 Educational Consultants - Individual	\$5,323.57	\$0.00	\$0.00	\$0.00	\$0.00	\$5,323.57
5061 Temporary Employment Services	\$0.00	\$325,882.21	\$330,215.41	\$1,000.00	\$0.00	\$657,097.62
5074 Outside Computer Services - N-State Agenices	\$2,821.52	\$0.00	\$0.00	\$0.00	\$0.00	\$2,821.52
5077 Exterminator	\$0.00	\$4,936.00	\$265.00	\$0.00	\$0.00	\$5,201.00
5092 Athletic Officials	\$28,532.00	\$4,781.50	\$0.00	\$0.00	\$0.00	\$33,313.50
5093 Contracted Labor	\$1,741.40	\$19,129.25	\$4,142.41	\$6,603.03	\$0.00	\$31,616.09
5101 Postage	\$6,911.72	\$45,886.74	\$3,435.96	\$1,395.26	\$3.00	\$57,632.68
5111 Telephone Services	\$126,431.25	\$28,585.38	\$2,940.38	\$1,239.93	\$0.00	\$159,196.94
5115 Beepers/Pagers	\$0.00	\$250.00	\$0.00	\$0.00	\$0.00	\$250.00
5125 Telecommunication Equipment	\$0.00	\$993.00	\$0.00	\$0.00	\$0.00	\$993.00
5201 Water and Sewer	\$71,000.00	\$14,184.09	\$2,000.00	\$0.00	\$0.00	\$87,184.09
5203 Electricity	\$1,495,931.50	\$3,035.58	\$0.00	\$0.00	\$0.00	\$1,498,967.08
5211 Heat by Natural Gas	\$641,113.50	\$314.34	\$0.00	\$0.00	\$0.00	\$641,427.84
5212 Heat/Cook by Propane Gas	\$0.00	\$17.45	\$0.00	\$0.00	\$0.00	\$17.45
5214 Heat by Oil	\$0.00	\$12,000.00	\$0.00	\$0.00	\$0.00	\$12,000.00
5332 Athletic	\$25,292.00	\$0.00	\$0.00	\$0.00	\$0.00	\$25,292.00
5334 Umbrella Liability Insurance	\$2,829.00	\$0.00	\$0.00	\$0.00	\$0.00	\$2,829.00
5342 Excess Liability Coverage	\$0.00	\$0.00	\$70.00	\$0.00	\$0.00	\$70.00
5401 Buildings other than Office SP	\$0.00	\$4,752.50	\$0.00	\$0.00	\$0.00	\$4,752.50
5402 Buildings- Office Space	\$0.00	\$621,275.00	\$52,225.00	\$0.00	\$0.00	\$673,500.00

TOTAL ALL DIVISIONS

Object Code & Title	State Division Funding	Current Expense Local	Other State	Other Local	Federal	Total
5406 Rental	\$286.00	\$4,452.16	\$0.00	\$0.00	\$0.00	\$4,738.16
5411 PhotoCopier Equipment	\$161,691.16	\$130,778.11	\$0.00	\$0.00	\$0.00	\$292,469.27
5413 Other Office Machines and Equipment Rental	\$240.00	\$1,760.43	\$592.38	\$0.00	\$0.00	\$2,592.81
5425 Regular Pupil Transportation	\$17,021.00	\$21,591.17	\$2,373,433.95	\$27,084.33	\$0.00	\$2,439,130.45
5426 Out-of-State Pupil Transportation	\$0.00	\$0.00	\$0.00	\$300.00	\$0.00	\$300.00
5427 Curriculum Trips	\$0.00	\$4,040.98	\$0.00	\$0.00	\$0.00	\$4,040.98
5428 After School Activity Transportation	\$0.00	\$41,820.00	\$75,000.00	\$0.00	\$0.00	\$116,820.00
5429 Athletic Transportation	\$30,160.00	\$14,830.00	\$0.00	\$0.00	\$0.00	\$44,990.00
5438 Buildings/Ground Maintenance Equipment	\$651.60	\$0.00	\$0.00	\$1,046.38	\$0.00	\$1,697.98
5440 Computer Rentals and Leases	\$59,883.72	\$184,948.25	\$0.00	\$0.00	\$0.00	\$244,831.97
5456 Automated Access (User Fee)	\$1,320.00	\$41,610.06	\$1,200.00	\$0.00	\$0.00	\$44,130.06
5470 Oxygen Tanks	\$0.00	\$90.42	\$0.00	\$0.00	\$0.00	\$90.42
5500 Buildings/Grounds Repair	\$373,598.43	\$74,749.22	\$0.00	\$90,765.97	\$0.00	\$539,113.62
5501 Buildings - Maintenance Only	\$11,293.66	\$0.00	\$0.00	\$0.00	\$0.00	\$11,293.66
5502 Grounds - Maint. Only Lawn Care	\$17,158.00	\$793.00	\$0.00	\$0.00	\$0.00	\$17,951.00
5506 Custodial Services Office/Building/Grounds	\$0.00	\$2,700.00	\$4,872.32	\$0.00	\$0.00	\$7,572.32
5507 Maintenance Agreements	\$26,555.76	\$57,985.66	\$3,641.79	\$72,976.03	\$0.00	\$161,159.24
5510 Equipment Repair	\$142.00	\$9,925.82	\$750.00	\$0.00	\$0.00	\$10,817.82
5511 Maintenance Contracts - All Office Equipment	\$0.00	\$3,585.00	\$0.00	\$0.00	\$0.00	\$3,585.00
5517 Repairs by Outside Vendor	\$320.00	\$12,864.91	\$319.55	\$9,248.44	\$0.00	\$22,752.90
5519 Repair and Services - All Other Eq	\$0.00	\$999.54	\$0.00	\$0.00	\$0.00	\$999.54
5522 Station Wagons and Vans	\$0.00	\$1,305.14	\$0.00	\$0.00	\$0.00	\$1,305.14
5524 Trucks & Trailers	\$0.00	\$84.95	\$0.00	\$0.00	\$0.00	\$84.95
5542 Trash Removal - Container	\$145,000.00	\$18,395.07	\$0.00	\$0.00	\$0.00	\$163,395.07
5544 Alarm and Signal Systems	\$16,260.00	\$169,685.02	\$0.00	\$0.00	\$0.00	\$185,945.02
5600 Printing	\$0.00	\$19,068.57	\$0.00	\$0.00	\$0.00	\$19,068.57

TOTAL ALL DIVISIONS

Object Code & Title	State Division Funding	Current Expense Local	Other State	Other Local	Federal	Total
5602 Licenses and Permits	\$11,200.00	\$4,243.00	\$0.00	\$501.75	\$0.00	\$15,944.75
5610 Advertising	\$0.00	\$1,034.27	\$0.00	\$10,000.00	\$0.00	\$11,034.27
5631 Ath Conf Fees & Assoc Dues	\$10,490.00	\$47,428.00	\$3,462.16	\$560.00	\$1,417.00	\$63,357.16
5634 Examination Cost/Fees	\$0.00	\$19,789.50	\$0.00	\$0.00	\$0.00	\$19,789.50
5643 Food Service - Other	\$0.00	\$1,495.47	\$0.00	\$0.00	\$0.00	\$1,495.47
5647 Student Body Activity	\$3,735.00	\$3,326.23	\$250.00	\$1,220.00	\$0.00	\$8,531.23
5648 Indirect Cost	\$0.00	\$137.00	\$0.00	\$0.00	\$0.00	\$137.00
5659 Commencement Rental	\$0.00	\$240.01	\$0.00	\$0.00	\$0.00	\$240.01
5667 Training	\$0.00	\$329.00	\$7,500.00	\$0.00	\$0.00	\$7,829.00
5671 Medical Reimbursement	\$0.00	\$0.00	\$0.00	\$110.25	\$0.00	\$110.25
5714 Moving Costs/Business	\$436.80	\$0.00	\$0.00	\$1,215.93	\$0.00	\$1,652.73
CONTRACTUAL SERVICES	\$3,452,439.54	\$3,464,595.43	\$3,308,105.26	\$427,850.77	\$121,716.00	\$10,774,707.00
6000 Office Supplies	\$55,605.84	\$104,608.12	\$15,567.60	\$8,051.82	\$0.00	\$183,833.38
6004 Photocopier Supplies	\$29.00	\$3,255.68	\$0.00	\$0.00	\$0.00	\$3,284.68
6011 Promotional Supplies	\$6,273.00	\$1,881.85	\$0.00	\$3,558.00	\$0.00	\$11,712.85
6070 Furniture not capital outlay	\$18,915.66	\$18,731.26	\$299.72	\$1,943.50	\$0.00	\$39,890.14
6088 Computer not capital outlay	\$10,397.09	\$30,086.36	\$4,134.00	\$0.00	\$0.00	\$44,617.45
6111 Food - Institutional	\$1,537.96	\$13,932.26	\$2,388.76	\$8,948.51	\$0.00	\$26,807.49
6140 Custodial Supplies	\$75,305.28	\$44,099.51	\$2,100.00	\$0.00	\$0.00	\$121,504.79
6145 Computer Supplies	\$82,124.43	\$87,734.46	\$3,003.31	\$2,347.00	\$0.00	\$175,209.20
6150 Instructional Supplies	\$334,495.35	\$701,122.62	\$51,236.14	\$4,723.82	\$13,413.99	\$1,104,991.92
6151 Subscriptions	\$9,325.78	\$34,647.10	\$482.00	\$0.00	\$0.00	\$44,454.88
6153 Manuals and Test Materials	\$0.00	\$9,727.13	\$966.95	\$0.00	\$0.00	\$10,694.08
6156 Audio/Visual	\$129.98	\$18,635.42	\$0.00	\$0.00	\$0.00	\$18,765.40
6157 Textbooks	\$40,014.71	\$94,961.60	\$0.00	\$0.00	\$0.00	\$134,976.31

TOTAL ALL DIVISIONS

Object Code & Title	State Division Funding	Current Expense Local	Other State	Other Local	Federal	Total
6158 Technical/Reference Books	\$447.21	\$155.73	\$0.00	\$0.00	\$0.00	\$602.94
6160 Library Books - Consumable	\$345.92	\$4,634.82	\$0.00	\$0.00	\$0.00	\$4,980.74
6162 Safety Aids - goggles	\$0.00	\$130.28	\$0.00	\$0.00	\$0.00	\$130.28
6163 Medical Supplies/Medicines/Health Aids	\$16,089.58	\$31,032.40	\$0.00	\$463.84	\$0.00	\$47,585.82
6171 Gasoline	\$0.00	\$19,491.80	\$0.00	\$0.00	\$0.00	\$19,491.80
6174 Gas	\$5,916.06	\$22,676.47	\$0.00	\$0.00	\$0.00	\$28,592.53
6175 Diesel Fuel	\$46.23	\$0.00	\$0.00	\$0.00	\$0.00	\$46.23
6210 Vehicle Materials	\$1,886.45	\$80,311.46	\$37,760.46	\$0.00	\$0.00	\$119,958.37
6220 Maintenance and Building Materials	\$200,386.38	\$33,674.85	\$653.50	\$5,780.00	\$0.00	\$240,494.73
6230 Highway/Grounds Materials	\$0.00	\$520.00	\$0.00	\$0.00	\$0.00	\$520.00
6250 Athletic Supplies	\$83,734.25	\$66,038.12	\$0.00	\$12,222.17	\$0.00	\$161,994.54
6251 Commencement Supplies	\$0.00	\$116.32	\$0.00	\$0.00	\$0.00	\$116.32
SUPPLIES AND MATERIALS	\$943,006.16	\$1,422,205.62	\$118,592.44	\$48,038.66	\$13,413.99	\$2,545,256.87
7002 Instructional Equipment	\$0.00	\$0.00	\$0.00	\$912.00	\$0.00	\$912.00
7004 Athletic Equipment	\$0.00	\$384.28	\$0.00	\$0.00	\$0.00	\$384.28
7006 Library Books - Non Consumable	\$1,271.81	\$0.00	\$0.00	\$0.00	\$0.00	\$1,271.81
7010 General Equipment	\$0.00	\$1,132.14	\$0.00	\$0.00	\$0.00	\$1,132.14
7040 Audio Visual Equipment	\$1,602.68	\$0.00	\$0.00	\$0.00	\$0.00	\$1,602.68
7110 Vehicles	\$65,705.00	\$0.00	\$0.00	\$0.00	\$0.00	\$65,705.00
7200 Custodial/Maintenance Equipment	\$0.00	\$43.89	\$0.00	\$0.00	\$0.00	\$43.89
CAPITAL OUTLAY - EQUIPMENT	\$68,579.49	\$1,560.31	\$0.00	\$912.00	\$0.00	\$71,051.80
8000 Land	\$49.25	\$95.97	\$0.00	\$0.00	\$0.00	\$145.22
8301 Building Alterations	\$0.00	\$10,214.98	\$0.00	\$0.00	\$0.00	\$10,214.98
8800 Computers	\$5,996.80	\$1,514.81	\$0.00	\$0.00	\$0.00	\$7,511.61

TOTAL ALL DIVISIONS

Object Code & Title	State Division Funding	Current Expense Local	Other State	Other Local	Federal	Total
CAPITAL OUTLAY - PROPERTY	\$6,046.05	\$11,825.76	\$0.00	\$0.00	\$0.00	\$17,871.81
GRAND TOTALS	\$38,137,395.63	\$15,524,820.88	\$8,185,843.98	\$6,469,128.45	\$3,119,647.45	\$71,436,836.39

