



Community Financial Review Committee

YTD Total Expenditures & Encumbrances Report

Prepared by the Red Clay Business Office

**Includes Prior Year Appropriations
Report Ending Date: January 31, 2010
2010 Fiscal Year: July 1, 2009 to June 30, 2010
Percent of Fiscal Year Complete: 58.3%**

Committee Members

- Jill Floore, Red Clay Chief Financial Officer
- Kelly Krapf, Red Clay Education Association Representative
- Paul Lloyd, Community Representative
- Larry Miller, Community Representative
- Eric Randolph, Board of Education Representative
- Jane Rattenni, Community Representative
- Kim Williams, Board of Education Representative

CFRC Review: Due to inclement weather the document was not reviewed

FY10 - 07

Page 1

The Business Office is responsible for the accuracy of the content found in the YTD Total Expenditures & Encumbrances Report. The CFRC reviews the document in order to track spending by the object code accounting system.

For more information, visit the CFRC website at <http://www.redclay.k12.de.us/boardcfr/cfrindex.shtml>

Contact us at rccfrc@redclay.k12.de.us

Abstract:

The YTD Total Expenditures and Encumbrances Report tracks district costs by object code and is used by the State of Delaware's accounting system to identify line item expenses and encumbrances. An encumbrance is an accounting procedure that sets aside available funds for commitments related to unperformed contracts for goods and services, to ensure the availability of funds when payment is requested. This report includes prior year appropriations that were expended in the 2010 fiscal year. An appropriation is an authorization granted by the legislative body to make expenditures and to incur obligations for specific purposes. An appropriation is usually limited in amount and in the time during which it may be expended.

DIVISION - 32 Red Clay Consolidated School District

Object Code & Title		State Division Funding	Current Expense Local	Other State	Other Local	Federal	Total
1101	Chief School Officer	\$129,774.90	\$41,305.19	\$0.00	\$0.00	\$0.00	\$171,080.09
1105	Assistant Superintendent	\$145,834.57	\$110,808.46	\$0.00	\$0.00	\$0.00	\$256,643.03
1106	Directors - Administration	\$132,157.77	\$98,358.69	\$0.00	\$0.00	\$0.00	\$230,516.46
1107	Directors - Instruction	\$98,668.84	\$49,724.56	\$0.00	\$0.00	\$71,910.27	\$220,303.67
1108	Admin Assistant - Executive	\$4,436.02	\$0.00	\$0.00	\$0.00	\$0.00	\$4,436.02
1110	Supervisors- Instruction	\$0.00	\$1,064.06	\$15,806.42	\$35,984.53	\$109,875.82	\$162,730.83
1111	Supervisors- Support Services	\$297,552.02	\$165,890.58	\$0.00	\$63,900.34	\$176,276.16	\$703,619.10
1112	Specialist- Support Services	\$182,919.95	\$55,597.12	\$0.00	\$64,453.94	\$24,109.39	\$327,080.40
1113	Specialist-Transportation	\$0.00	\$129,969.31	\$35,433.69	\$0.00	\$0.00	\$165,403.00
1114	Principal	\$991,834.78	\$470,424.47	\$68,435.72	\$0.00	\$129,436.39	\$1,660,131.36
1116	Assistant Principals	\$791,495.23	\$450,151.13	\$0.00	\$0.00	\$110,843.85	\$1,352,490.21
1118	Coordinators	\$0.00	\$189.00	\$19,509.46	\$27,381.72	\$58,475.65	\$105,555.83
1119	Guidance Counselors	\$0.00	\$0.00	\$22,574.55	\$0.00	\$135.00	\$22,709.55
1120	Teachers	\$25,280,097.17	\$6,684,920.24	\$68,720.79	\$943,444.96	\$4,808,136.15	\$37,785,319.31
1121	Human Relations	\$286.00	\$0.00	\$0.00	\$0.00	\$0.00	\$286.00
1122	Visiting Teachers	\$78,025.81	\$39,803.49	\$0.00	\$0.00	\$0.00	\$117,829.30
1124	Psychologists	\$167,926.89	\$81,421.23	\$0.00	\$0.00	\$423.00	\$249,771.12
1125	Related Services Teachers	\$0.00	\$0.00	\$0.00	\$0.00	\$794.86	\$794.86
1126	Speech and Hearing	\$177,488.32	\$86,993.47	\$0.00	\$0.00	\$1,394.00	\$265,875.79
1128	Paraprofessionals	\$89,983.46	\$16,157.70	\$20,803.37	\$238,832.32	\$351,195.65	\$716,972.50
1129	Disruptive Students	\$0.00	\$9,062.78	\$28,904.75	\$0.00	\$431,366.91	\$469,334.44
1130	Driver Education	\$216,511.44	\$106,280.48	\$0.00	\$0.00	\$0.00	\$322,791.92
1134	Nurse/Hygienists	\$603,535.01	\$266,718.64	\$0.00	\$109,531.41	\$0.00	\$979,785.06
1138	Clerical - Support Services	\$872,557.39	\$436,394.57	\$55,099.25	\$66,298.11	\$53,812.34	\$1,484,161.66
1139	Clerical - Executive	\$0.00	\$43,273.23	\$0.00	\$0.00	\$0.00	\$43,273.23
1140	Custodial/Maintenance Employees	\$2,774,029.13	\$1,087,106.31	\$8,489.18	\$193,297.91	\$349,369.51	\$4,412,292.04

DIVISION - 32 Red Clay Consolidated School District

Object Code & Title		State Division Funding	Current Expense Local	Other State	Other Local	Federal	Total
1141	Clerical Schools	\$623,524.74	\$175,940.83	\$0.00	\$0.00	\$47,494.67	\$846,960.24
1143	Cafeteria Substitute	\$91.13	\$0.00	\$0.00	\$45,014.56	\$0.00	\$45,105.69
1144	Cafeteria Manager	\$273,567.66	\$0.00	\$0.00	\$108,476.47	\$0.00	\$382,044.13
1145	Cafeteria Workers	\$682,871.50	\$0.00	\$0.00	\$443,712.03	\$0.00	\$1,126,583.53
1146	Transportation Supervisors	\$36,574.80	\$57,621.05	\$45,614.60	\$0.00	\$0.00	\$139,810.45
1148	Bus Drivers - Regular Trips	\$0.00	\$137,431.42	\$196,787.47	\$45.03	\$0.00	\$334,263.92
1149	Bus Aides	\$0.00	\$37,847.28	\$80,069.67	\$45.03	\$0.00	\$117,961.98
1150	Inservice Education Workshop	\$0.00	\$921.03	\$7,299.00	\$0.00	\$11,289.39	\$19,509.42
1152	Substitute Teachers	\$3,640.89	\$162,004.36	\$47,715.33	\$0.00	\$81,676.36	\$295,036.94
1153	Substitute Nurses	\$187.50	\$26,180.00	\$0.00	\$0.00	\$110.00	\$26,477.50
1154	EPER Athletic Salaries	\$0.00	\$241,995.60	\$415.50	\$10,431.75	\$6,871.99	\$259,714.84
1156	EPER Extra Curricular Activities	\$1,219.15	\$208,704.93	\$1,645.33	\$2,733.68	\$1,596.75	\$215,899.84
1157	EPER Miscellaneous	\$7,379.79	\$249,816.28	\$140,814.71	\$56,191.93	\$249,258.62	\$703,461.33
1158	Homebound Instruction	\$0.00	\$3,650.00	\$0.00	\$1,850.00	\$25,602.00	\$31,102.00
1159	Artist in Residence	\$0.00	\$1,535.06	\$730.79	\$0.00	\$0.00	\$2,265.85
1160	Summer School	\$44,406.70	\$18,362.48	\$55,593.94	\$61,650.39	\$75,193.88	\$255,207.39
1162	Evening School	\$0.00	\$753.15	\$84,882.86	\$11,938.50	\$8,949.15	\$106,523.66
1164	Bldg Grounds Supervisor	\$40,364.69	\$31,241.16	\$0.00	\$0.00	\$0.00	\$71,605.85
1168	Co-Op Work Study	\$0.00	\$18,398.17	\$0.00	\$0.00	\$0.00	\$18,398.17
1170	Substitute Custodial	\$23,636.43	\$134,108.95	\$0.00	\$962.60	\$0.00	\$158,707.98
1175	Shift Differential Sal	\$2,245.69	\$7,568.65	\$0.00	\$0.00	\$0.00	\$9,814.34
1180	Overtime Clerical	(\$319.58)	\$7,918.26	\$0.00	\$7,611.56	\$70.09	\$15,280.33
1181	Overtime Custodial	\$1,697.72	\$119,549.20	\$327.94	\$72,331.18	\$27.00	\$193,933.04
1182	Overtime Food Service	\$0.00	\$0.00	\$0.00	\$51,489.65	\$0.00	\$51,489.65
SALARIES		\$34,776,203.51	\$12,073,162.57	\$1,005,674.32	\$2,617,609.60	\$7,185,694.85	\$57,658,344.85

DIVISION - 32 Red Clay Consolidated School District

Object Code & Title		State Division Funding	Current Expense Local	Other State	Other Local	Federal	Total
2001	Pensions/Employer's Share	\$5,077,731.83	\$2,360,119.59	\$152,192.90	\$350,018.33	\$605,356.41	\$8,545,419.06
2002	Health Insurance/Employer's Share	\$7,155,708.32	\$821,025.65	\$112,824.04	\$143,972.74	\$557,391.19	\$8,790,921.94
2004	Group Life Insurance	\$10,550.43	\$392,249.42	\$77.05	\$5,691.10	\$4,398.84	\$412,966.84
2005	Workers Compensation	\$664,580.37	\$319,106.49	\$25,567.77	\$51,178.90	\$85,113.39	\$1,145,546.92
2006	Social Security/Employer's Share	\$2,043,039.82	\$969,354.15	\$72,297.07	\$157,111.51	\$257,944.99	\$3,499,747.54
2009	Unemployment Insurance Benefits	\$57,086.48	\$27,058.67	\$2,249.71	\$4,397.01	\$7,283.52	\$98,075.39
2010	Prescription Plan	\$0.00	\$40.87	\$0.00	\$0.00	\$0.00	\$40.87
2011	Dental Plan	\$105,083.36	\$2,830,507.57	\$265.44	\$85,529.75	\$52,193.01	\$3,073,579.13
2015	Disability Insurance	\$5,470.18	\$289,883.88	\$41.14	\$3,806.81	\$2,597.46	\$301,799.47
2016	Medicare/Employer's Share	\$483,852.59	\$230,636.45	\$17,876.56	\$36,995.21	\$61,464.00	\$830,824.81
2019	Flex Credit	\$10,398.64	\$49,877.80	\$48.03	\$12,529.64	\$4,080.72	\$76,934.83
2020	Flex Credits	\$329.23	\$1,205.61	\$0.00	\$383.15	\$343.51	\$2,261.50
2021	Vision	\$0.00	\$330,635.58	\$0.00	\$0.00	\$0.00	\$330,635.58
OTHER EMPLOYMENT COSTS		\$15,613,831.25	\$8,621,701.73	\$383,439.71	\$851,614.15	\$1,638,167.04	\$27,108,753.88
3301	Debt Service/Interest	\$0.00	\$0.00	\$2,023,345.81	\$1,850,338.65	\$0.00	\$3,873,684.46
3302	Debt Service/Principal	\$0.00	\$0.00	\$4,142,084.68	\$3,251,905.00	\$0.00	\$7,393,989.68
3603	Tuition Reimbursements	\$130.00	\$348.90	\$2,105.00	\$0.00	\$0.00	\$2,583.90
3604	Tuition - In- State Public Schools	\$0.00	\$4,622,712.80	\$0.00	\$306,912.81	\$0.00	\$4,929,625.61
3605	Tuition - Out of State or Private	\$0.00	\$0.00	\$251,649.74	\$387,502.22	\$0.00	\$639,151.96
GOVERNMENT SERVICES		\$130.00	\$4,623,061.70	\$6,419,185.23	\$5,796,658.68	\$0.00	\$16,839,035.61
4000	In-State Travel	\$1,710.99	\$6,651.80	\$643.40	\$1,651.69	\$5,621.62	\$16,279.50
4100	Out-of-State Travel	\$0.00	\$12,103.24	\$15,028.28	\$146.80	\$53,767.67	\$81,045.99
TRAVEL		\$1,710.99	\$18,755.04	\$15,671.68	\$1,798.49	\$59,389.29	\$97,325.49

DIVISION - 32 Red Clay Consolidated School District

Object Code & Title	State Division Funding	Current Expense Local	Other State	Other Local	Federal	Total
5000 Professional Services	\$73,205.77	\$1,597,180.71	\$379,841.99	\$698,479.78	\$1,238,468.58	\$3,987,176.83
5001 Professional Fees/Architects	\$0.00	\$0.00	\$0.00	\$36,862.23	\$0.00	\$36,862.23
5002 Professional Fees/Engineers	\$0.00	\$0.00	\$2,053.59	\$10,529.06	\$0.00	\$12,582.65
5008 Inspection Fees	\$0.00	\$3,030.85	\$0.00	\$0.00	\$0.00	\$3,030.85
5010 Medical/ Related Services	\$600.00	\$23,169.02	\$336,062.51	\$102,617.65	\$2,500.00	\$464,949.18
5011 Medical Doctor	\$0.00	\$0.00	\$2,011.00	\$0.00	\$0.00	\$2,011.00
5014 Psychologist	\$0.00	\$2,700.00	\$0.00	\$0.00	\$12,620.80	\$15,320.80
5015 Therapists	\$0.00	\$348,057.19	\$182,456.74	\$0.00	\$394,539.05	\$925,052.98
5020 Legal Services	\$87,019.92	\$300,420.93	\$0.00	\$0.00	\$0.00	\$387,440.85
5029 Arbitrators	\$0.00	\$1,991.20	\$0.00	\$0.00	\$0.00	\$1,991.20
5043 Auditors	\$0.00	\$39,385.00	\$0.00	\$0.00	\$5,987.00	\$45,372.00
5051 Educational Consultants - Individual	\$5,323.57	\$8,479.60	\$26,400.00	\$0.00	\$150,000.00	\$190,203.17
5052 Educational Consultants - Company	\$0.00	\$4,999.00	\$14,200.00	\$1,400.00	\$55,305.56	\$75,904.56
5054 Interpreters	\$0.00	\$0.00	\$39,607.31	\$0.00	\$68,139.47	\$107,746.78
5061 Temporary Employment Services	\$0.00	\$745,585.07	\$317,625.87	\$1,110.78	\$24,115.37	\$1,088,437.09
5065 Travel Reimb - non state emp	\$0.00	\$0.00	\$841.76	\$0.00	\$7,709.95	\$8,551.71
5074 Outside Computer Services - N-State Agenices	\$4,411.49	\$0.00	\$0.00	\$0.00	\$0.00	\$4,411.49
5075 Computer Consulting Services	\$1,289.00	\$0.00	\$0.00	\$0.00	\$1,840.00	\$3,129.00
5077 Exterminator	\$0.00	\$6,319.00	\$420.00	\$0.00	\$0.00	\$6,739.00
5092 Athletic Officials	\$40,170.00	\$75,068.50	\$0.00	\$478.50	\$120.00	\$115,837.00
5093 Contracted Labor	\$1,741.40	\$384,909.51	\$4,142.41	\$26,772.30	\$29,585.98	\$447,151.60
5097 Contracts - State Agencies	\$0.00	\$1,702.50	\$0.00	\$0.00	\$0.00	\$1,702.50
5101 Postage	\$7,070.52	\$106,715.85	\$4,291.89	\$2,015.32	\$3,267.99	\$123,361.57
5111 Telephone Services	\$120,631.25	\$288,245.69	\$1,499.80	\$2,159.16	\$1,164.59	\$413,700.49
5115 Beepers/Pagers	\$0.00	\$250.00	\$0.00	\$0.00	\$0.00	\$250.00
5125 Telecommunication Equipment	\$0.00	\$993.00	\$0.00	\$0.00	\$0.00	\$993.00

DIVISION - 32 Red Clay Consolidated School District

Object Code & Title	State Division Funding	Current Expense Local	Other State	Other Local	Federal	Total
5201 Water and Sewer	\$59,533.42	\$539,186.16	\$1,100.00	\$0.00	\$0.00	\$599,819.58
5203 Electricity	\$1,818,136.50	\$1,496,098.34	\$0.00	\$0.00	\$0.00	\$3,314,234.84
5211 Heat by Natural Gas	\$596,524.50	\$1,027,907.35	\$0.00	\$0.00	\$0.00	\$1,624,431.85
5212 Heat/Cook by Propane Gas	\$0.00	\$1,846.39	\$0.00	\$0.00	\$0.00	\$1,846.39
5214 Heat by Oil	\$0.00	\$6,600.00	\$0.00	\$0.00	\$0.00	\$6,600.00
5332 Athletic	\$25,292.00	\$80,404.00	\$0.00	\$0.00	\$0.00	\$105,696.00
5333 General Comprehensive Liability	\$0.00	\$31,850.00	\$0.00	\$0.00	\$0.00	\$31,850.00
5334 Umbrella Liability Insurance	\$2,829.00	\$64,419.00	\$0.00	\$0.00	\$0.00	\$67,248.00
5342 Excess Liability Coverage	\$0.00	\$1,150.00	\$70.00	\$0.00	\$0.00	\$1,220.00
5401 Buildings other than Office SP	\$0.00	\$4,752.50	\$0.00	\$26,100.00	\$0.00	\$30,852.50
5402 Buildings- Office Space	\$0.00	\$680,023.33	\$23,570.21	\$9,443.91	\$0.00	\$713,037.45
5406 Rental	\$445.00	\$5,136.67	\$56.21	\$412.24	\$1,005.00	\$7,055.12
5411 PhotoCopier Equipment	\$93,426.85	\$190,514.13	\$500.00	\$1,843.75	\$0.00	\$286,284.73
5413 Other Office Machines and Equipment Rental	\$1,480.00	\$3,480.41	\$661.14	\$162.00	\$0.00	\$5,783.55
5425 Regular Pupil Transportation	\$18,128.50	\$47,044.67	\$4,727,459.48	\$46,257.32	\$23,548.04	\$4,862,438.01
5426 Out-of-State Pupil Transportation	\$0.00	\$0.00	\$0.00	\$52,100.00	\$0.00	\$52,100.00
5427 Curriculum Trips	\$0.00	\$7,596.98	\$7,029.00	\$2,484.00	\$18,330.00	\$35,439.98
5428 After School Activity Transportation	\$6,644.50	\$53,220.00	\$106,663.37	\$0.00	\$0.00	\$166,527.87
5429 Athletic Transportation	\$43,235.00	\$85,220.00	\$0.00	\$0.00	\$0.00	\$128,455.00
5430 Cars - Common Van	\$0.00	\$0.00	\$5,796.44	\$0.00	\$977.51	\$6,773.95
5438 Buildings/Ground Maintenance Equipment	\$0.00	\$9,680.00	\$0.00	\$1,046.38	\$0.00	\$10,726.38
5440 Computer Rentals and Leases	\$97,101.79	\$350,676.83	\$0.00	\$0.00	\$0.00	\$447,778.62
5456 Automated Access (User Fee)	\$1,320.00	\$45,823.81	\$660.00	\$0.00	\$6,250.00	\$54,053.81
5500 Buildings/Grounds Repair	\$409,719.64	\$335,095.14	\$20,383.90	\$487,883.31	\$0.00	\$1,253,081.99
5501 Buildings - Maintenance Only	\$11,293.66	\$0.00	\$0.00	\$0.00	\$0.00	\$11,293.66
5502 Grounds - Maint. Only Lawn Care	\$17,158.00	\$9,500.84	\$0.00	\$0.00	\$0.00	\$26,658.84

DIVISION - 32 Red Clay Consolidated School District

Object Code & Title		State Division Funding	Current Expense Local	Other State	Other Local	Federal	Total
5506	Custodial Services Office/Building/Grounds	\$0.00	\$3,855.63	\$2,950.80	\$0.00	\$0.00	\$6,806.43
5507	Maintenance Agreements	\$11,541.02	\$58,474.32	\$1,770.00	\$63,479.63	\$9,576.48	\$144,841.45
5510	Equipment Repair	\$542.00	\$11,944.34	\$412.50	\$0.00	\$0.00	\$12,898.84
5511	Maintenance Contracts - All Office Equipment	\$0.00	\$393.75	\$6,912.00	\$0.00	\$0.00	\$7,305.75
5517	Repairs by Outside Vendor	\$1,820.95	\$17,811.34	\$1,370.87	\$9,916.01	\$0.00	\$30,919.17
5519	Repair and Services - All Other Eq	\$0.00	\$999.54	\$0.00	\$0.00	\$0.00	\$999.54
5521	Cars	\$0.00	\$0.00	\$162.96	\$0.00	\$0.00	\$162.96
5522	Station Wagons and Vans	\$0.00	\$380.89	\$0.00	\$0.00	\$0.00	\$380.89
5524	Trucks & Trailers	\$0.00	\$700.10	\$0.00	\$0.00	\$0.00	\$700.10
5542	Trash Removal - Container	\$145,137.15	\$50,108.42	\$0.00	\$0.00	\$0.00	\$195,245.57
5544	Alarm and Signal Systems	\$46,757.12	\$277,198.75	\$2,041.40	\$40,065.93	\$0.00	\$366,063.20
5600	Printing	\$12,419.52	\$46,060.60	\$0.00	\$4,394.93	\$559.64	\$63,434.69
5602	Licenses and Permits	\$4,900.00	\$132,267.71	\$0.00	\$501.75	\$7,094.50	\$144,763.96
5603	Public Brochures - Promotional Materials	\$0.00	\$2,278.76	\$0.00	\$0.00	\$0.00	\$2,278.76
5610	Advertising	\$1,101.60	\$4,759.86	\$0.00	\$10,000.00	\$0.00	\$15,861.46
5631	Ath Conf Fees & Assoc Dues	\$15,206.00	\$68,204.44	\$11,868.29	\$785.00	\$69,190.45	\$165,254.18
5634	Examination Cost/Fees	\$0.00	\$19,789.50	\$0.00	\$0.00	\$0.00	\$19,789.50
5643	Food Service - Other	\$0.00	\$1,683.95	\$1,030.00	\$0.00	\$2,018.39	\$4,732.34
5647	Student Body Activity	\$4,449.57	\$10,293.55	\$23,540.10	\$3,180.00	\$27,582.45	\$69,045.67
5648	Indirect Cost	\$0.00	\$137.00	\$0.00	\$0.00	\$2,341,320.85	\$2,341,457.85
5659	Commencement Rental	\$0.00	\$15,053.01	\$0.00	\$0.00	\$0.00	\$15,053.01
5660	Student Travel	\$1,399.50	\$2,140.00	\$3,875.57	\$0.00	\$0.00	\$7,415.07
5667	Training	\$1,300.00	\$7,123.06	\$7,500.00	\$0.00	\$5,232.50	\$21,155.56
5671	Medical Reimbursement	\$0.00	\$0.00	\$0.00	\$110.25	\$0.00	\$110.25
5673	Administrative Workshop	\$33,620.00	\$33,620.00	\$0.00	\$0.00	\$0.00	\$67,240.00
5714	Moving Costs/Business	\$436.80	\$515.12	\$0.00	\$1,215.93	\$0.00	\$2,167.85

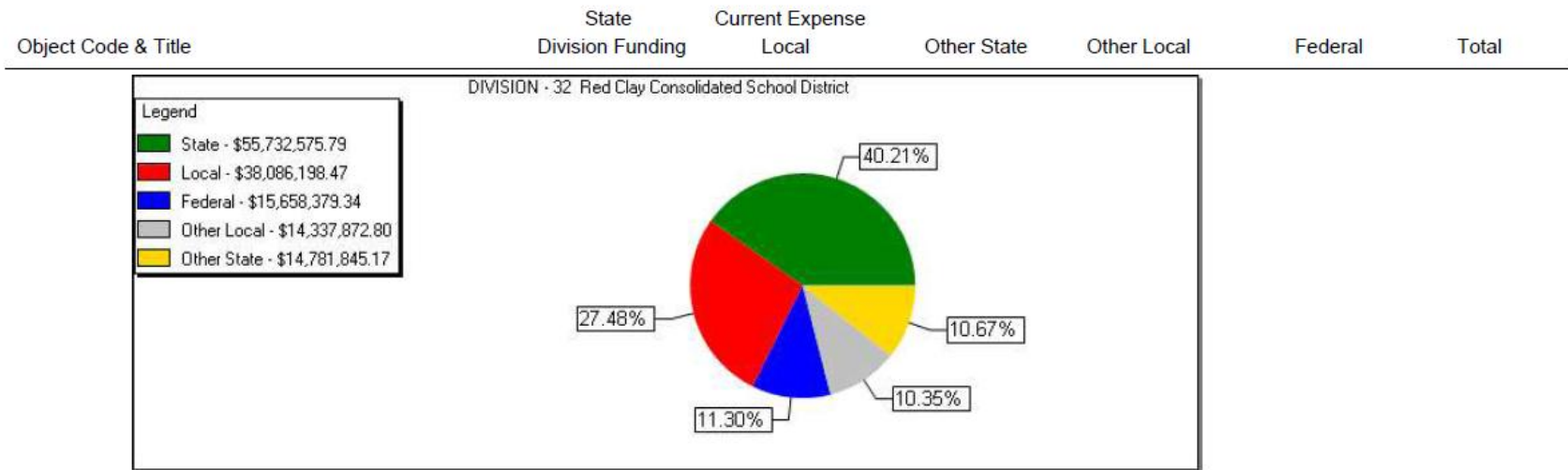
DIVISION - 32 Red Clay Consolidated School District

Object Code & Title		State Division Funding	Current Expense Local	Other State	Other Local	Federal	Total
CONTRACTUAL SERVICES		\$3,824,362.51	\$9,782,222.81	\$6,268,839.11	\$1,643,807.12	\$4,508,050.15	\$26,027,281.70
6000	Office Supplies	\$63,337.97	\$221,006.89	\$16,116.04	\$22,152.53	\$21,883.22	\$344,496.65
6004	Photocopier Supplies	\$3,452.65	\$7,070.79	\$0.00	\$0.00	\$0.00	\$10,523.44
6011	Promotional Supplies	\$10,604.70	\$1,679.50	\$0.00	\$3,558.00	\$1,139.98	\$16,982.18
6070	Furniture not capital outlay	\$27,994.94	\$45,720.62	\$53,015.08	\$1,943.50	\$13,174.88	\$141,849.02
6088	Computer not capital outlay	\$43,509.31	\$187,395.09	\$24,646.20	\$0.00	\$480,629.65	\$736,180.25
6111	Food - Institutional	\$733.21	\$26,357.03	\$5,836.02	\$74,418.34	\$25,341.43	\$132,686.03
6140	Custodial Supplies	\$83,681.40	\$116,113.14	\$775.00	\$0.00	\$0.00	\$200,569.54
6145	Computer Supplies	\$234,553.40	\$209,644.23	\$82,534.09	\$9,304.60	\$751,807.08	\$1,287,843.40
6150	Instructional Supplies	\$380,259.30	\$1,317,360.26	\$299,953.98	\$22,574.21	\$838,421.88	\$2,858,569.63
6151	Subscriptions	\$9,624.78	\$43,554.39	\$1,272.05	\$1,203.50	\$3,391.50	\$59,046.22
6153	Manuals and Test Materials	\$0.00	\$9,727.13	\$2,353.03	\$0.00	\$34,731.79	\$46,811.95
6156	Audio/Visual	\$1,348.38	\$34,978.63	\$11,399.02	\$0.00	\$3,732.68	\$51,458.71
6157	Textbooks	\$244,221.69	\$155,747.65	\$18,584.62	\$0.00	\$688.66	\$419,242.62
6158	Technical/Reference Books	\$2,270.45	\$776.68	\$0.00	\$0.00	\$64,345.26	\$67,392.39
6160	Library Books - Consumable	\$381.66	\$16,568.46	\$0.00	\$0.00	\$0.00	\$16,950.12
6162	Safety Aids - goggles	\$0.00	\$130.28	\$0.00	\$0.00	\$0.00	\$130.28
6163	Medical Supplies/Medicines/Health Aids	\$7,753.88	\$32,386.96	\$0.00	\$449.22	\$0.00	\$40,590.06
6171	Gasoline	\$0.00	\$100,216.21	\$0.00	\$0.00	\$0.00	\$100,216.21
6174	Gas	\$5,917.62	\$29,843.92	\$5,709.46	\$0.00	\$0.00	\$41,471.00
6175	Diesel Fuel	\$46.23	\$0.00	\$0.00	\$0.00	\$0.00	\$46.23
6210	Vehicle Materials	\$3,206.01	\$114,910.31	\$7,238.78	\$0.00	\$0.00	\$125,355.10
6220	Maintenance and Building Materials	\$220,875.12	\$128,963.05	\$375.75	\$9,116.48	\$0.00	\$359,330.40
6230	Highway/Grounds Materials	\$0.00	\$5,520.00	\$0.00	\$0.00	\$0.00	\$5,520.00
6250	Athletic Supplies	\$103,416.38	\$111,231.38	\$0.00	\$20,673.17	\$0.00	\$235,320.93
6251	Commencement Supplies	\$0.00	\$1,115.89	\$0.00	\$0.00	\$0.00	\$1,115.89

DIVISION - 32 Red Clay Consolidated School District

Object Code & Title	State Division Funding	Current Expense Local	Other State	Other Local	Federal	Total
SUPPLIES AND MATERIALS	\$1,447,189.08	\$2,918,018.49	\$529,809.12	\$165,393.55	\$2,239,288.01	\$7,299,698.25
7002 Instructional Equipment	\$0.00	\$108.89	\$0.00	\$912.00	\$27,790.00	\$28,810.89
7004 Athletic Equipment	\$0.00	\$1,650.18	\$0.00	\$0.00	\$0.00	\$1,650.18
7006 Library Books - Non Consumable	\$1,271.81	\$32.12	\$0.00	\$0.00	\$0.00	\$1,303.93
7010 General Equipment	\$0.00	\$11,227.36	\$0.00	\$0.00	\$0.00	\$11,227.36
7040 Audio Visual Equipment	\$1,602.68	\$7,115.34	\$0.00	\$0.00	\$0.00	\$8,718.02
7110 Vehicles	\$65,705.00	\$0.00	\$0.00	\$0.00	\$0.00	\$65,705.00
7200 Custodial/Maintenance Equipment	\$0.00	\$43.89	\$0.00	\$0.00	\$0.00	\$43.89
CAPITAL OUTLAY - EQUIPMENT	\$68,579.49	\$20,177.78	\$0.00	\$912.00	\$27,790.00	\$117,459.27
8000 Land	\$49.25	\$95.97	\$0.00	\$0.00	\$0.00	\$145.22
8301 Building Alterations	\$0.00	\$29,002.38	\$159,226.00	\$3,260,079.21	\$0.00	\$3,448,307.59
8800 Computers	\$519.71	\$0.00	\$0.00	\$0.00	\$0.00	\$519.71
CAPITAL OUTLAY - PROPERTY	\$568.96	\$29,098.35	\$159,226.00	\$3,260,079.21	\$0.00	\$3,448,972.52
GRAND TOTALS	\$55,732,575.79	\$38,086,198.47	\$14,781,845.17	\$14,337,872.80	\$15,658,379.34	\$138,596,871.57

DIVISION - 32 Red Clay Consolidated School District



DIVISION - 54 Meadowood School

Object Code & Title		State Division Funding	Current Expense Local	Other State	Other Local	Federal	Total
1114	Principal	\$36,427.87	\$28,098.76	\$0.00	\$0.00	\$0.00	\$64,526.63
1120	Teachers	\$403,586.27	\$634,947.12	\$0.00	\$8,949.22	\$105,153.00	\$1,152,635.61
1128	Paraprofessionals	\$474,420.88	\$552,853.97	\$0.00	\$0.00	\$0.00	\$1,027,274.85
1134	Nurse/Hygienists	\$15,543.31	\$1,349.78	\$0.00	\$10,764.94	\$0.00	\$27,658.03
1139	Clerical - Executive	\$0.00	\$843.13	\$0.00	\$0.00	\$0.00	\$843.13
1140	Custodial/Maintenance Employees	\$61,856.93	\$32,650.69	\$0.00	\$0.00	\$0.00	\$94,507.62
1141	Clerical Schools	\$19,135.26	\$9,464.22	\$0.00	\$0.00	\$0.00	\$28,599.48
1148	Bus Drivers - Regular Trips	\$0.00	\$649.65	\$201,195.17	\$0.00	\$0.00	\$201,844.82
1149	Bus Aides	\$0.00	\$1,499.23	\$131,680.84	\$0.00	\$0.00	\$133,180.07
1150	Inservice Education Workshop	\$0.00	\$6,005.28	\$0.00	\$0.00	\$0.00	\$6,005.28
1153	Substitute Nurses	\$195.00	\$1,860.00	\$0.00	\$0.00	\$0.00	\$2,055.00
1157	EPER Miscellaneous	\$100.00	\$873.18	\$0.00	\$0.00	\$0.00	\$973.18
1158	Homebound Instruction	\$0.00	\$590.00	\$0.00	\$0.00	\$0.00	\$590.00
1160	Summer School	\$106,460.48	\$129,398.81	\$0.00	\$0.00	\$0.00	\$235,859.29
1175	Shift Differential Sal	\$0.00	\$239.84	\$0.00	\$0.00	\$0.00	\$239.84
1181	Overtime Custodial	\$0.00	(\$614.21)	\$0.00	\$0.00	\$0.00	(\$614.21)
SALARIES		\$1,117,726.00	\$1,400,709.45	\$332,876.01	\$19,714.16	\$105,153.00	\$2,976,178.62
2001	Pensions/Employer's Share	\$150,979.34	\$236,782.43	\$50,953.15	\$3,016.86	\$0.00	\$441,731.78
2002	Health Insurance/Employer's Share	\$318,110.65	\$216,670.95	\$98,743.70	\$841.73	\$0.00	\$634,367.03
2004	Group Life Insurance	\$0.00	\$22,523.95	\$0.00	\$0.00	\$0.00	\$22,523.95
2005	Workers Compensation	\$19,750.13	\$32,340.29	\$6,595.68	\$391.31	\$0.00	\$59,077.41
2006	Social Security/Employer's Share	\$61,144.47	\$100,359.24	\$20,430.79	\$1,208.59	\$0.00	\$183,143.09
2009	Unemployment Insurance Benefits	\$1,690.77	\$2,767.73	\$565.87	\$33.57	\$0.00	\$5,057.94
2011	Dental Plan	\$0.00	\$240,073.67	\$0.00	\$0.00	\$0.00	\$240,073.67
2015	Disability Insurance	\$0.00	\$14,203.95	\$0.00	\$0.00	\$0.00	\$14,203.95

DIVISION - 54 Meadowood School

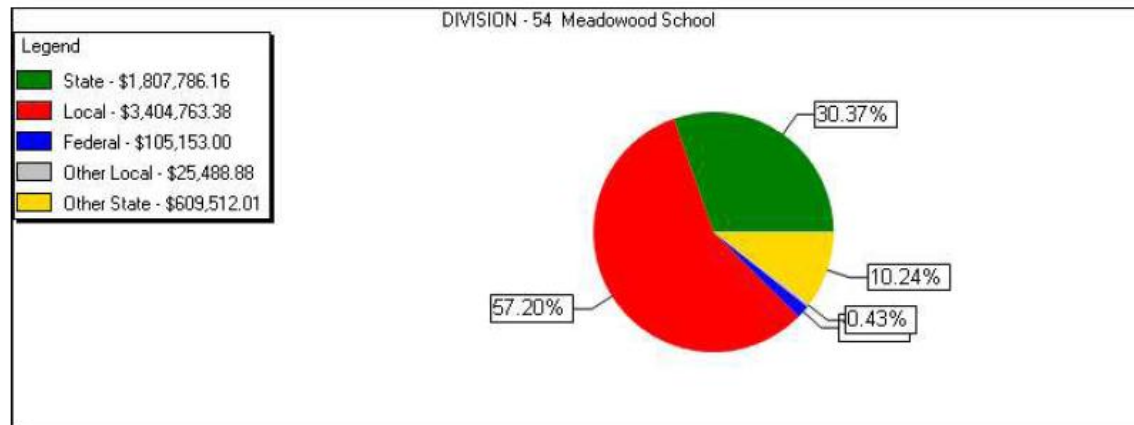
Object Code & Title		State Division Funding	Current Expense Local	Other State	Other Local	Federal	Total
2016	Medicare/Employer's Share	\$14,299.67	\$23,471.25	\$4,778.16	\$282.66	\$0.00	\$42,831.74
2019	Flex Credit	\$0.00	\$5,147.80	\$0.00	\$0.00	\$0.00	\$5,147.80
2020	Flex Credits	\$0.00	\$346.60	\$0.00	\$0.00	\$0.00	\$346.60
2021	Vision	\$0.00	\$25,749.96	\$0.00	\$0.00	\$0.00	\$25,749.96
OTHER EMPLOYMENT COSTS		\$565,975.03	\$920,437.82	\$182,067.35	\$5,774.72	\$0.00	\$1,674,254.92
4000	In-State Travel	\$0.00	\$1,412.56	\$0.00	\$0.00	\$0.00	\$1,412.56
TRAVEL		\$0.00	\$1,412.56	\$0.00	\$0.00	\$0.00	\$1,412.56
5000	Professional Services	\$112.00	\$36,602.05	\$1,661.25	\$0.00	\$0.00	\$38,375.30
5010	Medical/ Related Services	\$9,212.89	\$829,245.87	\$350.20	\$0.00	\$0.00	\$838,808.96
5061	Temporary Employment Services	\$0.00	\$3,000.00	\$3,706.31	\$0.00	\$0.00	\$6,706.31
5101	Postage	\$273.37	\$7.95	\$0.00	\$0.00	\$0.00	\$281.32
5111	Telephone Services	\$2,222.66	\$5,366.05	\$1,016.80	\$0.00	\$0.00	\$8,605.51
5201	Water and Sewer	\$5,500.00	\$15,818.73	\$500.00	\$0.00	\$0.00	\$21,818.73
5203	Electricity	\$48,585.00	\$3,201.14	\$0.00	\$0.00	\$0.00	\$51,786.14
5211	Heat by Natural Gas	\$16,269.00	\$314.34	\$0.00	\$0.00	\$0.00	\$16,583.34
5214	Heat by Oil	\$0.00	\$4,274.07	\$0.00	\$0.00	\$0.00	\$4,274.07
5402	Buildings- Office Space	\$0.00	\$0.00	\$22,625.00	\$0.00	\$0.00	\$22,625.00
5411	PhotoCopier Equipment	\$0.00	\$562.50	\$0.00	\$0.00	\$0.00	\$562.50
5425	Regular Pupil Transportation	\$0.00	\$23,827.62	\$4,773.88	\$0.00	\$0.00	\$28,601.50
5427	Curriculum Trips	\$0.00	\$3,241.00	\$0.00	\$0.00	\$0.00	\$3,241.00
5456	Automated Access (User Fee)	\$0.00	\$0.00	\$343.14	\$0.00	\$0.00	\$343.14
5470	Oxygen Tanks	\$0.00	\$135.90	\$0.00	\$0.00	\$0.00	\$135.90
5506	Custodial Services Office/Building/Grounds	\$0.00	\$136.77	\$1,599.70	\$0.00	\$0.00	\$1,736.47
5507	Maintenance Agreements	\$0.00	\$0.00	\$1,106.55	\$0.00	\$0.00	\$1,106.55

DIVISION - 54 Meadowood School

Object Code & Title		State Division Funding	Current Expense Local	Other State	Other Local	Federal	Total
5510	Equipment Repair	\$0.00	\$0.00	\$187.50	\$0.00	\$0.00	\$187.50
5511	Maintenance Contracts - All Office Equipment	\$0.00	\$1,700.00	\$0.00	\$0.00	\$0.00	\$1,700.00
5517	Repairs by Outside Vendor	\$220.00	\$2,500.00	\$0.00	\$0.00	\$0.00	\$2,720.00
5522	Station Wagons and Vans	\$0.00	\$1,130.22	\$0.00	\$0.00	\$0.00	\$1,130.22
5542	Trash Removal - Container	\$0.00	\$3,000.00	\$0.00	\$0.00	\$0.00	\$3,000.00
5544	Alarm and Signal Systems	\$1,905.25	\$11,722.85	\$706.93	\$0.00	\$0.00	\$14,335.03
5600	Printing	\$0.00	\$19.20	\$0.00	\$0.00	\$0.00	\$19.20
5610	Advertising	\$0.00	\$26.91	\$0.00	\$0.00	\$0.00	\$26.91
CONTRACTUAL SERVICES		\$84,300.17	\$945,833.17	\$38,577.26	\$0.00	\$0.00	\$1,068,710.60
6000	Office Supplies	\$4,053.51	\$2,914.31	\$3,524.58	\$0.00	\$0.00	\$10,492.40
6070	Furniture not capital outlay	\$0.00	\$0.00	\$74.93	\$0.00	\$0.00	\$74.93
6088	Computer not capital outlay	\$4,456.34	\$0.00	\$0.00	\$0.00	\$0.00	\$4,456.34
6140	Custodial Supplies	\$0.00	\$800.00	\$675.00	\$0.00	\$0.00	\$1,475.00
6145	Computer Supplies	\$1,806.16	\$1,496.99	\$3,684.00	\$0.00	\$0.00	\$6,987.15
6150	Instructional Supplies	\$16,961.58	\$19,502.83	\$3,217.00	\$0.00	\$0.00	\$39,681.41
6151	Subscriptions	\$0.00	\$0.00	\$50.00	\$0.00	\$0.00	\$50.00
6163	Medical Supplies/Medicines/Health Aids	\$5,123.52	\$5,097.29	\$0.00	\$0.00	\$0.00	\$10,220.81
6171	Gasoline	\$1,562.55	\$57,649.15	\$24,867.42	\$0.00	\$0.00	\$84,079.12
6174	Gas	\$0.00	\$258.37	\$11.70	\$0.00	\$0.00	\$270.07
6210	Vehicle Materials	\$0.00	\$17,934.85	\$19,728.01	\$0.00	\$0.00	\$37,662.86
6220	Maintenance and Building Materials	\$0.00	\$148.77	\$158.75	\$0.00	\$0.00	\$307.52
SUPPLIES AND MATERIALS		\$33,963.66	\$105,802.56	\$55,991.39	\$0.00	\$0.00	\$195,757.61
8800	Computers	\$5,821.30	\$30,567.82	\$0.00	\$0.00	\$0.00	\$36,389.12
CAPITAL OUTLAY - PROPERTY		\$5,821.30	\$30,567.82	\$0.00	\$0.00	\$0.00	\$36,389.12

DIVISION - 54 Meadowood School

Object Code & Title	State Division Funding	Current Expense Local	Other State	Other Local	Federal	Total
GRAND TOTALS	\$1,807,786.16	\$3,404,763.38	\$609,512.01	\$25,488.88	\$105,153.00	\$5,952,703.43



DIVISION - 58 Intensive Learning Center-Red Clay

Object Code & Title		State Division Funding	Current Expense Local	Other State	Other Local	Federal	Total
1114	Principal	\$78,803.16	\$54,286.00	\$0.00	\$0.00	\$0.00	\$133,089.16
1120	Teachers	\$964,627.81	\$854,869.39	\$0.00	\$6,718.74	\$178,086.00	\$2,004,301.94
1126	Speech and Hearing	\$0.00	\$300.00	\$0.00	\$0.00	\$0.00	\$300.00
1128	Paraprofessionals	\$675,582.61	\$231,883.37	\$0.00	\$0.00	\$0.00	\$907,465.98
1134	Nurse/Hygienists	\$2,587.91	\$807.80	\$0.00	\$966.51	\$0.00	\$4,362.22
1138	Clerical - Support Services	\$1,500.00	\$0.00	\$0.00	\$0.00	\$0.00	\$1,500.00
1139	Clerical - Executive	\$0.00	\$1,679.33	\$0.00	\$0.00	\$0.00	\$1,679.33
1140	Custodial/Maintenance Employees	\$73,809.89	\$60,206.24	\$0.00	\$0.00	\$0.00	\$134,016.13
1141	Clerical Schools	\$63,864.08	\$24,471.59	\$0.00	\$0.00	\$0.00	\$88,335.67
1148	Bus Drivers - Regular Trips	\$0.00	\$169.02	\$108,647.23	\$0.00	\$0.00	\$108,816.25
1149	Bus Aides	\$0.00	\$5,238.25	\$109,502.51	\$0.00	\$0.00	\$114,740.76
1150	Inservice Education Workshop	\$0.00	\$100.00	\$0.00	\$0.00	\$0.00	\$100.00
1152	Substitute Teachers	\$0.00	\$2,754.08	\$0.00	\$0.00	\$0.00	\$2,754.08
1153	Substitute Nurses	\$0.00	\$93.75	\$0.00	\$0.00	\$0.00	\$93.75
1156	EPER Extra Curricular Activities	\$0.00	\$8,000.52	\$0.00	\$0.00	\$0.00	\$8,000.52
1157	EPER Miscellaneous	(\$59.76)	\$12,150.87	\$0.00	\$0.00	\$0.00	\$12,091.11
1158	Homebound Instruction	\$0.00	\$2,610.00	\$0.00	\$0.00	\$0.00	\$2,610.00
1160	Summer School	\$888.32	\$0.00	\$0.00	\$0.00	\$0.00	\$888.32
1175	Shift Differential Sal	\$0.00	\$63.00	\$0.00	\$0.00	\$0.00	\$63.00
1180	Overtime Clerical	\$0.00	\$1,242.53	\$0.00	\$0.00	\$0.00	\$1,242.53
1181	Overtime Custodial	(\$379.38)	\$1,437.54	\$0.00	\$0.00	\$0.00	\$1,058.16
SALARIES		\$1,861,224.64	\$1,262,363.28	\$218,149.74	\$7,685.25	\$178,086.00	\$3,527,508.91
2001	Pensions/Employer's Share	\$284,381.79	\$211,141.12	\$34,139.72	\$1,173.51	\$0.00	\$530,836.14
2002	Health Insurance/Employer's Share	\$478,903.76	\$198,275.75	\$48,295.74	\$0.00	\$0.00	\$725,475.25
2004	Group Life Insurance	\$0.00	\$28,420.07	\$0.00	\$0.00	\$0.00	\$28,420.07

DIVISION - 58 Intensive Learning Center-Red Clay

Object Code & Title		State Division Funding	Current Expense Local	Other State	Other Local	Federal	Total
2005	Workers Compensation	\$32,846.60	\$32,577.90	\$4,420.98	\$153.73	\$0.00	\$69,999.21
2006	Social Security/Employer's Share	\$114,976.92	\$87,521.21	\$13,700.69	\$476.49	\$0.00	\$216,675.31
2009	Unemployment Insurance Benefits	\$2,814.21	\$2,789.14	\$379.94	\$13.05	\$0.00	\$5,996.34
2010	Prescription Plan	\$0.00	\$26.76	\$0.00	\$0.00	\$0.00	\$26.76
2011	Dental Plan	\$0.00	\$247,297.42	\$0.00	\$0.00	\$0.00	\$247,297.42
2015	Disability Insurance	\$0.00	\$19,866.19	\$0.00	\$0.00	\$0.00	\$19,866.19
2016	Medicare/Employer's Share	\$23,868.83	\$23,689.46	\$3,204.32	\$111.46	\$0.00	\$50,874.07
2019	Flex Credit	\$0.00	\$6,620.54	\$0.00	\$0.00	\$0.00	\$6,620.54
2020	Flex Credits	\$0.00	\$117.13	\$0.00	\$0.00	\$0.00	\$117.13
2021	Vision	\$0.00	\$26,211.32	\$0.00	\$0.00	\$0.00	\$26,211.32
OTHER EMPLOYMENT COSTS		\$937,792.11	\$884,554.01	\$104,141.39	\$1,928.24	\$0.00	\$1,928,415.75
4000	In-State Travel	\$108.00	\$48.80	\$0.00	\$0.00	\$0.00	\$156.80
4100	Out-of-State Travel	\$0.00	\$1,124.59	\$0.00	\$0.00	\$0.00	\$1,124.59
TRAVEL		\$108.00	\$1,173.39	\$0.00	\$0.00	\$0.00	\$1,281.39
5000	Professional Services	\$303.20	\$500.00	\$587.38	\$0.00	\$0.00	\$1,390.58
5010	Medical/ Related Services	\$0.00	\$0.00	\$332.10	\$0.00	\$0.00	\$332.10
5011	Medical Doctor	\$0.00	\$600.00	\$0.00	\$0.00	\$0.00	\$600.00
5015	Therapists	\$4,280.69	\$720,859.95	\$0.00	\$0.00	\$0.00	\$725,140.64
5061	Temporary Employment Services	\$0.00	\$48,850.27	\$1,645.37	\$0.00	\$0.00	\$50,495.64
5101	Postage	\$1,153.20	\$1,199.37	\$0.00	\$0.00	\$0.00	\$2,352.57
5111	Telephone Services	\$4,498.41	\$9,137.02	\$881.44	\$0.00	\$0.00	\$14,516.87
5201	Water and Sewer	\$2,416.65	\$18,035.83	\$400.00	\$0.00	\$0.00	\$20,852.48
5203	Electricity	\$103,862.84	\$10,000.00	\$0.00	\$0.00	\$0.00	\$113,862.84
5211	Heat by Natural Gas	\$28,320.00	\$61,402.96	\$0.00	\$0.00	\$0.00	\$89,722.96

DIVISION - 58 Intensive Learning Center-Red Clay

Object Code & Title		State Division Funding	Current Expense Local	Other State	Other Local	Federal	Total
5214	Heat by Oil	\$0.00	\$2,400.00	\$0.00	\$0.00	\$0.00	\$2,400.00
5402	Buildings- Office Space	\$0.00	\$0.00	\$17,100.00	\$0.00	\$0.00	\$17,100.00
5411	PhotoCopier Equipment	\$0.00	\$2,012.50	\$0.00	\$0.00	\$0.00	\$2,012.50
5425	Regular Pupil Transportation	\$0.00	\$0.00	\$4,000.00	\$0.00	\$0.00	\$4,000.00
5427	Curriculum Trips	\$0.00	\$288.00	\$0.00	\$0.00	\$0.00	\$288.00
5429	Athletic Transportation	\$0.00	\$420.00	\$0.00	\$0.00	\$0.00	\$420.00
5456	Automated Access (User Fee)	\$0.00	\$0.00	\$274.56	\$0.00	\$0.00	\$274.56
5506	Custodial Services Office/Building/Grounds	\$0.00	\$224.44	\$321.82	\$0.00	\$0.00	\$546.26
5507	Maintenance Agreements	\$0.00	\$0.00	\$885.24	\$0.00	\$0.00	\$885.24
5510	Equipment Repair	\$0.00	\$0.00	\$150.00	\$0.00	\$0.00	\$150.00
5511	Maintenance Contracts - All Office Equipment	\$0.00	\$1,360.00	\$0.00	\$0.00	\$0.00	\$1,360.00
5517	Repairs by Outside Vendor	\$0.00	\$2,500.00	\$0.00	\$0.00	\$0.00	\$2,500.00
5542	Trash Removal - Container	\$0.00	\$6,628.69	\$0.00	\$0.00	\$0.00	\$6,628.69
5544	Alarm and Signal Systems	\$0.00	\$23,020.63	\$0.00	\$0.00	\$0.00	\$23,020.63
5600	Printing	\$44.00	\$4.07	\$0.00	\$0.00	\$0.00	\$48.07
5602	Licenses and Permits	\$6,300.00	\$100.00	\$0.00	\$0.00	\$0.00	\$6,400.00
5631	Ath Conf Fees & Assoc Dues	\$1,143.00	\$371.00	\$0.00	\$0.00	\$0.00	\$1,514.00
5647	Student Body Activity	\$1,283.35	\$1,361.15	\$0.00	\$0.00	\$0.00	\$2,644.50
CONTRACTUAL SERVICES		\$153,605.34	\$911,275.88	\$26,577.91	\$0.00	\$0.00	\$1,091,459.13
6000	Office Supplies	\$17,795.05	\$5,530.79	\$2,826.76	\$0.00	\$0.00	\$26,152.60
6011	Promotional Supplies	\$130.00	\$2,065.00	\$0.00	\$0.00	\$0.00	\$2,195.00
6070	Furniture not capital outlay	\$200.97	\$0.00	\$59.80	\$0.00	\$0.00	\$260.77
6088	Computer not capital outlay	\$0.00	\$1,896.85	\$0.00	\$0.00	\$0.00	\$1,896.85
6111	Food - Institutional	\$1,500.00	\$100.50	\$0.00	\$0.00	\$0.00	\$1,600.50
6140	Custodial Supplies	\$105.00	\$1,130.21	\$650.00	\$0.00	\$0.00	\$1,885.21

2/9/2010

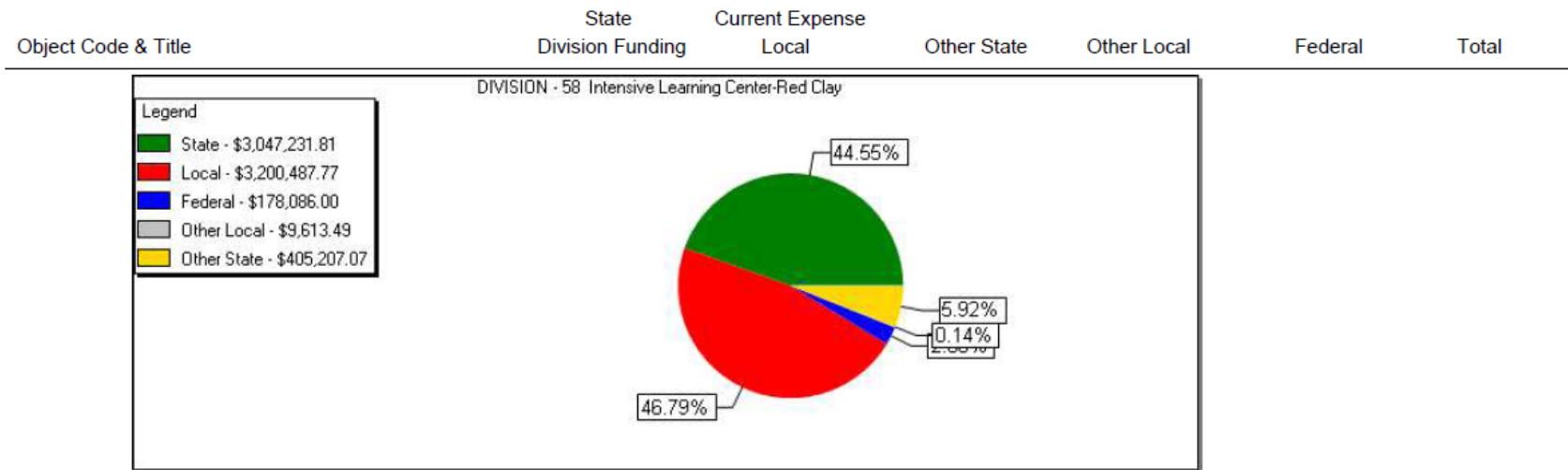
YTD Total Expenditures and Encumbrances Report as of 01/31/2010

Page: 17

DIVISION - 58 Intensive Learning Center-Red Clay

Object Code & Title	State Division Funding	Current Expense Local	Other State	Other Local	Federal	Total
6145 Computer Supplies	\$6,117.79	\$2,924.67	\$1.60	\$0.00	\$0.00	\$9,044.06
6150 Instructional Supplies	\$58,191.67	\$60,599.41	\$12,744.91	\$0.00	\$0.00	\$131,535.99
6151 Subscriptions	\$0.00	\$202.73	\$40.00	\$0.00	\$0.00	\$242.73
6153 Manuals and Test Materials	\$1,928.32	\$219.26	\$0.00	\$0.00	\$0.00	\$2,147.58
6157 Textbooks	\$5,317.88	\$7,740.57	\$0.00	\$0.00	\$0.00	\$13,058.45
6163 Medical Supplies/Medicines/Health Aids	\$3,215.04	\$487.66	\$0.00	\$0.00	\$0.00	\$3,702.70
6171 Gasoline	\$0.00	\$42,000.00	\$19,386.27	\$0.00	\$0.00	\$61,386.27
6210 Vehicle Materials	\$0.00	\$10,430.06	\$20,509.69	\$0.00	\$0.00	\$30,939.75
6220 Maintenance and Building Materials	\$0.00	\$5,460.50	\$119.00	\$0.00	\$0.00	\$5,579.50
SUPPLIES AND MATERIALS	\$94,501.72	\$140,788.21	\$56,338.03	\$0.00	\$0.00	\$291,627.96
8800 Computers	\$0.00	\$333.00	\$0.00	\$0.00	\$0.00	\$333.00
CAPITAL OUTLAY - PROPERTY	\$0.00	\$333.00	\$0.00	\$0.00	\$0.00	\$333.00
GRAND TOTALS	\$3,047,231.81	\$3,200,487.77	\$405,207.07	\$9,613.49	\$178,086.00	\$6,840,626.14

DIVISION - 58 Intensive Learning Center-Red Clay



TOTAL ALL DIVISIONS

Object Code & Title		State Division Funding	Current Expense Local	Other State	Other Local	Federal	Total
1101	Chief School Officer	\$129,774.90	\$41,305.19	\$0.00	\$0.00	\$0.00	\$171,080.09
1105	Assistant Superintendent	\$145,834.57	\$110,808.46	\$0.00	\$0.00	\$0.00	\$256,643.03
1106	Directors - Administration	\$132,157.77	\$98,358.69	\$0.00	\$0.00	\$0.00	\$230,516.46
1107	Directors - Instruction	\$98,668.84	\$49,724.56	\$0.00	\$0.00	\$71,910.27	\$220,303.67
1108	Admin Assistant - Executive	\$4,436.02	\$0.00	\$0.00	\$0.00	\$0.00	\$4,436.02
1110	Supervisors- Instruction	\$0.00	\$1,064.06	\$15,806.42	\$35,984.53	\$109,875.82	\$162,730.83
1111	Supervisors- Support Services	\$297,552.02	\$165,890.58	\$0.00	\$63,900.34	\$176,276.16	\$703,619.10
1112	Specialist- Support Services	\$182,919.95	\$55,597.12	\$0.00	\$64,453.94	\$24,109.39	\$327,080.40
1113	Specialist-Transportation	\$0.00	\$129,969.31	\$35,433.69	\$0.00	\$0.00	\$165,403.00
1114	Principal	\$1,107,065.81	\$552,809.23	\$68,435.72	\$0.00	\$129,436.39	\$1,857,747.15
1116	Assistant Principals	\$791,495.23	\$450,151.13	\$0.00	\$0.00	\$110,843.85	\$1,352,490.21
1118	Coordinators	\$0.00	\$189.00	\$19,509.46	\$27,381.72	\$58,475.65	\$105,555.83
1119	Guidance Counselors	\$0.00	\$0.00	\$22,574.55	\$0.00	\$135.00	\$22,709.55
1120	Teachers	\$26,648,311.25	\$8,174,736.75	\$68,720.79	\$959,112.92	\$5,091,375.15	\$40,942,256.86
1121	Human Relations	\$286.00	\$0.00	\$0.00	\$0.00	\$0.00	\$286.00
1122	Visiting Teachers	\$78,025.81	\$39,803.49	\$0.00	\$0.00	\$0.00	\$117,829.30
1124	Psychologists	\$167,926.89	\$81,421.23	\$0.00	\$0.00	\$423.00	\$249,771.12
1125	Related Services Teachers	\$0.00	\$0.00	\$0.00	\$0.00	\$794.86	\$794.86
1126	Speech and Hearing	\$177,488.32	\$87,293.47	\$0.00	\$0.00	\$1,394.00	\$266,175.79
1128	Paraprofessionals	\$1,239,986.95	\$800,895.04	\$20,803.37	\$238,832.32	\$351,195.65	\$2,651,713.33
1129	Disruptive Students	\$0.00	\$9,062.78	\$28,904.75	\$0.00	\$431,366.91	\$469,334.44
1130	Driver Education	\$216,511.44	\$106,280.48	\$0.00	\$0.00	\$0.00	\$322,791.92
1134	Nurse/Hygienists	\$621,666.23	\$268,876.22	\$0.00	\$121,262.86	\$0.00	\$1,011,805.31
1138	Clerical - Support Services	\$874,057.39	\$436,394.57	\$55,099.25	\$66,298.11	\$53,812.34	\$1,485,661.66
1139	Clerical - Executive	\$0.00	\$45,795.69	\$0.00	\$0.00	\$0.00	\$45,795.69
1140	Custodial/Maintenance Employees	\$2,909,695.95	\$1,179,963.24	\$8,489.18	\$193,297.91	\$349,369.51	\$4,640,815.79

TOTAL ALL DIVISIONS

Object Code & Title		State Division Funding	Current Expense Local	Other State	Other Local	Federal	Total
1141	Clerical Schools	\$706,524.08	\$209,876.64	\$0.00	\$0.00	\$47,494.67	\$963,895.39
1143	Cafeteria Substitute	\$91.13	\$0.00	\$0.00	\$45,014.56	\$0.00	\$45,105.69
1144	Cafeteria Manager	\$273,567.66	\$0.00	\$0.00	\$108,476.47	\$0.00	\$382,044.13
1145	Cafeteria Workers	\$682,871.50	\$0.00	\$0.00	\$443,712.03	\$0.00	\$1,126,583.53
1146	Transportation Supervisors	\$36,574.80	\$57,621.05	\$45,614.60	\$0.00	\$0.00	\$139,810.45
1148	Bus Drivers - Regular Trips	\$0.00	\$138,250.09	\$506,629.87	\$45.03	\$0.00	\$644,924.99
1149	Bus Aides	\$0.00	\$44,584.76	\$321,253.02	\$45.03	\$0.00	\$365,882.81
1150	Inservice Education Workshop	\$0.00	\$7,026.31	\$7,299.00	\$0.00	\$11,289.39	\$25,614.70
1152	Substitute Teachers	\$3,640.89	\$164,758.44	\$47,715.33	\$0.00	\$81,676.36	\$297,791.02
1153	Substitute Nurses	\$382.50	\$28,133.75	\$0.00	\$0.00	\$110.00	\$28,626.25
1154	EPER Athletic Salaries	\$0.00	\$241,995.60	\$415.50	\$10,431.75	\$6,871.99	\$259,714.84
1156	EPER Extra Curricular Activities	\$1,219.15	\$216,705.45	\$1,645.33	\$2,733.68	\$1,596.75	\$223,900.36
1157	EPER Miscellaneous	\$7,420.03	\$262,840.33	\$140,814.71	\$56,191.93	\$249,258.62	\$716,525.62
1158	Homebound Instruction	\$0.00	\$6,850.00	\$0.00	\$1,850.00	\$25,602.00	\$34,302.00
1159	Artist in Residence	\$0.00	\$1,535.06	\$730.79	\$0.00	\$0.00	\$2,265.85
1160	Summer School	\$151,755.50	\$147,761.29	\$55,593.94	\$61,650.39	\$75,193.88	\$491,955.00
1162	Evening School	\$0.00	\$753.15	\$84,882.86	\$11,938.50	\$8,949.15	\$106,523.66
1164	Bldg Grounds Supervisor	\$40,364.69	\$31,241.16	\$0.00	\$0.00	\$0.00	\$71,605.85
1168	Co-Op Work Study	\$0.00	\$18,398.17	\$0.00	\$0.00	\$0.00	\$18,398.17
1170	Substitute Custodial	\$23,636.43	\$134,108.95	\$0.00	\$962.60	\$0.00	\$158,707.98
1175	Shift Differential Sal	\$2,245.69	\$7,871.49	\$0.00	\$0.00	\$0.00	\$10,117.18
1180	Overtime Clerical	(\$319.58)	\$9,160.79	\$0.00	\$7,611.56	\$70.09	\$16,522.86
1181	Overtime Custodial	\$1,318.34	\$120,372.53	\$327.94	\$72,331.18	\$27.00	\$194,376.99
1182	Overtime Food Service	\$0.00	\$0.00	\$0.00	\$51,489.65	\$0.00	\$51,489.65
SALARIES		\$37,755,154.15	\$14,736,235.30	\$1,556,700.07	\$2,645,009.01	\$7,468,933.85	\$64,162,032.38

TOTAL ALL DIVISIONS

Object Code & Title		State Division Funding	Current Expense Local	Other State	Other Local	Federal	Total
2001	Pensions/Employer's Share	\$5,513,092.96	\$2,808,043.14	\$237,285.77	\$354,208.70	\$605,356.41	\$9,517,986.98
2002	Health Insurance/Employer's Share	\$7,952,722.73	\$1,235,972.35	\$259,863.48	\$144,814.47	\$557,391.19	\$10,150,764.22
2004	Group Life Insurance	\$10,550.43	\$443,193.44	\$77.05	\$5,691.10	\$4,398.84	\$463,910.86
2005	Workers Compensation	\$717,177.10	\$384,024.68	\$36,584.43	\$51,723.94	\$85,113.39	\$1,274,623.54
2006	Social Security/Employer's Share	\$2,219,161.21	\$1,157,234.60	\$106,428.55	\$158,796.59	\$257,944.99	\$3,899,565.94
2009	Unemployment Insurance Benefits	\$61,591.46	\$32,615.54	\$3,195.52	\$4,443.63	\$7,283.52	\$109,129.67
2010	Prescription Plan	\$0.00	\$67.63	\$0.00	\$0.00	\$0.00	\$67.63
2011	Dental Plan	\$105,083.36	\$3,317,878.66	\$265.44	\$85,529.75	\$52,193.01	\$3,560,950.22
2015	Disability Insurance	\$5,470.18	\$323,954.02	\$41.14	\$3,806.81	\$2,597.46	\$335,869.61
2016	Medicare/Employer's Share	\$522,021.09	\$277,797.16	\$25,859.04	\$37,389.33	\$61,464.00	\$924,530.62
2019	Flex Credit	\$10,398.64	\$61,646.14	\$48.03	\$12,529.64	\$4,080.72	\$88,703.17
2020	Flex Credits	\$329.23	\$1,669.34	\$0.00	\$383.15	\$343.51	\$2,725.23
2021	Vision	\$0.00	\$382,596.86	\$0.00	\$0.00	\$0.00	\$382,596.86
OTHER EMPLOYMENT COSTS		\$17,117,598.39	\$10,426,693.56	\$669,648.45	\$859,317.11	\$1,638,167.04	\$30,711,424.55
3301	Debt Service/Interest	\$0.00	\$0.00	\$2,023,345.81	\$1,850,338.65	\$0.00	\$3,873,684.46
3302	Debt Service/Principal	\$0.00	\$0.00	\$4,142,084.68	\$3,251,905.00	\$0.00	\$7,393,989.68
3603	Tuition Reimbursements	\$130.00	\$348.90	\$2,105.00	\$0.00	\$0.00	\$2,583.90
3604	Tuition - In- State Public Schools	\$0.00	\$4,622,712.80	\$0.00	\$306,912.81	\$0.00	\$4,929,625.61
3605	Tuition - Out of State or Private	\$0.00	\$0.00	\$251,649.74	\$387,502.22	\$0.00	\$639,151.96
GOVERNMENT SERVICES		\$130.00	\$4,623,061.70	\$6,419,185.23	\$5,796,658.68	\$0.00	\$16,839,035.61
4000	In-State Travel	\$1,818.99	\$8,113.16	\$643.40	\$1,651.69	\$5,621.62	\$17,848.86
4100	Out-of-State Travel	\$0.00	\$13,227.83	\$15,028.28	\$146.80	\$53,767.67	\$82,170.58
TRAVEL		\$1,818.99	\$21,340.99	\$15,671.68	\$1,798.49	\$59,389.29	\$100,019.44

TOTAL ALL DIVISIONS

Object Code & Title	State Division Funding	Current Expense Local	Other State	Other Local	Federal	Total
5000 Professional Services	\$73,620.97	\$1,634,282.76	\$382,090.62	\$698,479.78	\$1,238,468.58	\$4,026,942.71
5001 Professional Fees/Architects	\$0.00	\$0.00	\$0.00	\$36,862.23	\$0.00	\$36,862.23
5002 Professional Fees/Engineers	\$0.00	\$0.00	\$2,053.59	\$10,529.06	\$0.00	\$12,582.65
5008 Inspection Fees	\$0.00	\$3,030.85	\$0.00	\$0.00	\$0.00	\$3,030.85
5010 Medical/ Related Services	\$9,812.89	\$852,414.89	\$336,744.81	\$102,617.65	\$2,500.00	\$1,304,090.24
5011 Medical Doctor	\$0.00	\$600.00	\$2,011.00	\$0.00	\$0.00	\$2,611.00
5014 Psychologist	\$0.00	\$2,700.00	\$0.00	\$0.00	\$12,620.80	\$15,320.80
5015 Therapists	\$4,280.69	\$1,068,917.14	\$182,456.74	\$0.00	\$394,539.05	\$1,650,193.62
5020 Legal Services	\$87,019.92	\$300,420.93	\$0.00	\$0.00	\$0.00	\$387,440.85
5029 Arbitrators	\$0.00	\$1,991.20	\$0.00	\$0.00	\$0.00	\$1,991.20
5043 Auditors	\$0.00	\$39,385.00	\$0.00	\$0.00	\$5,987.00	\$45,372.00
5051 Educational Consultants - Individual	\$5,323.57	\$8,479.60	\$26,400.00	\$0.00	\$150,000.00	\$190,203.17
5052 Educational Consultants - Company	\$0.00	\$4,999.00	\$14,200.00	\$1,400.00	\$55,305.56	\$75,904.56
5054 Interpreters	\$0.00	\$0.00	\$39,607.31	\$0.00	\$68,139.47	\$107,746.78
5061 Temporary Employment Services	\$0.00	\$797,435.34	\$322,977.55	\$1,110.78	\$24,115.37	\$1,145,639.04
5065 Travel Reimb - non state emp	\$0.00	\$0.00	\$841.76	\$0.00	\$7,709.95	\$8,551.71
5074 Outside Computer Services - N-State Agenices	\$4,411.49	\$0.00	\$0.00	\$0.00	\$0.00	\$4,411.49
5075 Computer Consulting Services	\$1,289.00	\$0.00	\$0.00	\$0.00	\$1,840.00	\$3,129.00
5077 Exterminator	\$0.00	\$6,319.00	\$420.00	\$0.00	\$0.00	\$6,739.00
5092 Athletic Officials	\$40,170.00	\$75,068.50	\$0.00	\$478.50	\$120.00	\$115,837.00
5093 Contracted Labor	\$1,741.40	\$384,909.51	\$4,142.41	\$26,772.30	\$29,585.98	\$447,151.60
5097 Contracts - State Agencies	\$0.00	\$1,702.50	\$0.00	\$0.00	\$0.00	\$1,702.50
5101 Postage	\$8,497.09	\$107,923.17	\$4,291.89	\$2,015.32	\$3,267.99	\$125,995.46
5111 Telephone Services	\$127,352.32	\$302,748.76	\$3,398.04	\$2,159.16	\$1,164.59	\$436,822.87
5115 Beepers/Pagers	\$0.00	\$250.00	\$0.00	\$0.00	\$0.00	\$250.00
5125 Telecommunication Equipment	\$0.00	\$993.00	\$0.00	\$0.00	\$0.00	\$993.00

TOTAL ALL DIVISIONS

Object Code & Title	State Division Funding	Current Expense Local	Other State	Other Local	Federal	Total
5201 Water and Sewer	\$67,450.07	\$573,040.72	\$2,000.00	\$0.00	\$0.00	\$642,490.79
5203 Electricity	\$1,970,584.34	\$1,509,299.48	\$0.00	\$0.00	\$0.00	\$3,479,883.82
5211 Heat by Natural Gas	\$641,113.50	\$1,089,624.65	\$0.00	\$0.00	\$0.00	\$1,730,738.15
5212 Heat/Cook by Propane Gas	\$0.00	\$1,846.39	\$0.00	\$0.00	\$0.00	\$1,846.39
5214 Heat by Oil	\$0.00	\$13,274.07	\$0.00	\$0.00	\$0.00	\$13,274.07
5332 Athletic	\$25,292.00	\$80,404.00	\$0.00	\$0.00	\$0.00	\$105,696.00
5333 General Comprehensive Liability	\$0.00	\$31,850.00	\$0.00	\$0.00	\$0.00	\$31,850.00
5334 Umbrella Liability Insurance	\$2,829.00	\$64,419.00	\$0.00	\$0.00	\$0.00	\$67,248.00
5342 Excess Liability Coverage	\$0.00	\$1,150.00	\$70.00	\$0.00	\$0.00	\$1,220.00
5401 Buildings other than Office SP	\$0.00	\$4,752.50	\$0.00	\$26,100.00	\$0.00	\$30,852.50
5402 Buildings- Office Space	\$0.00	\$680,023.33	\$63,295.21	\$9,443.91	\$0.00	\$752,762.45
5406 Rental	\$445.00	\$5,136.67	\$56.21	\$412.24	\$1,005.00	\$7,055.12
5411 PhotoCopier Equipment	\$93,426.85	\$193,089.13	\$500.00	\$1,843.75	\$0.00	\$288,859.73
5413 Other Office Machines and Equipment Rental	\$1,480.00	\$3,480.41	\$661.14	\$162.00	\$0.00	\$5,783.55
5425 Regular Pupil Transportation	\$18,128.50	\$70,872.29	\$4,736,233.36	\$46,257.32	\$23,548.04	\$4,895,039.51
5426 Out-of-State Pupil Transportation	\$0.00	\$0.00	\$0.00	\$52,100.00	\$0.00	\$52,100.00
5427 Curriculum Trips	\$0.00	\$11,125.98	\$7,029.00	\$2,484.00	\$18,330.00	\$38,968.98
5428 After School Activity Transportation	\$6,644.50	\$53,220.00	\$106,663.37	\$0.00	\$0.00	\$166,527.87
5429 Athletic Transportation	\$43,235.00	\$85,640.00	\$0.00	\$0.00	\$0.00	\$128,875.00
5430 Cars - Common Van	\$0.00	\$0.00	\$5,796.44	\$0.00	\$977.51	\$6,773.95
5438 Buildings/Ground Maintenance Equipment	\$0.00	\$9,680.00	\$0.00	\$1,046.38	\$0.00	\$10,726.38
5440 Computer Rentals and Leases	\$97,101.79	\$350,676.83	\$0.00	\$0.00	\$0.00	\$447,778.62
5456 Automated Access (User Fee)	\$1,320.00	\$45,823.81	\$1,277.70	\$0.00	\$6,250.00	\$54,671.51
5470 Oxygen Tanks	\$0.00	\$135.90	\$0.00	\$0.00	\$0.00	\$135.90
5500 Buildings/Grounds Repair	\$409,719.64	\$335,095.14	\$20,383.90	\$487,883.31	\$0.00	\$1,253,081.99
5501 Buildings - Maintenance Only	\$11,293.66	\$0.00	\$0.00	\$0.00	\$0.00	\$11,293.66

TOTAL ALL DIVISIONS

Object Code & Title		State Division Funding	Current Expense Local	Other State	Other Local	Federal	Total
5502	Grounds - Maint. Only Lawn Care	\$17,158.00	\$9,500.84	\$0.00	\$0.00	\$0.00	\$26,658.84
5506	Custodial Services Office/Building/Grounds	\$0.00	\$4,216.84	\$4,872.32	\$0.00	\$0.00	\$9,089.16
5507	Maintenance Agreements	\$11,541.02	\$58,474.32	\$3,761.79	\$63,479.63	\$9,576.48	\$146,833.24
5510	Equipment Repair	\$542.00	\$11,944.34	\$750.00	\$0.00	\$0.00	\$13,236.34
5511	Maintenance Contracts - All Office Equipment	\$0.00	\$3,453.75	\$6,912.00	\$0.00	\$0.00	\$10,365.75
5517	Repairs by Outside Vendor	\$2,040.95	\$22,811.34	\$1,370.87	\$9,916.01	\$0.00	\$36,139.17
5519	Repair and Services - All Other Eq	\$0.00	\$999.54	\$0.00	\$0.00	\$0.00	\$999.54
5521	Cars	\$0.00	\$0.00	\$162.96	\$0.00	\$0.00	\$162.96
5522	Station Wagons and Vans	\$0.00	\$1,511.11	\$0.00	\$0.00	\$0.00	\$1,511.11
5524	Trucks & Trailers	\$0.00	\$700.10	\$0.00	\$0.00	\$0.00	\$700.10
5542	Trash Removal - Container	\$145,137.15	\$59,737.11	\$0.00	\$0.00	\$0.00	\$204,874.26
5544	Alarm and Signal Systems	\$48,662.37	\$311,942.23	\$2,748.33	\$40,065.93	\$0.00	\$403,418.86
5600	Printing	\$12,463.52	\$46,083.87	\$0.00	\$4,394.93	\$559.64	\$63,501.96
5602	Licenses and Permits	\$11,200.00	\$132,367.71	\$0.00	\$501.75	\$7,094.50	\$151,163.96
5603	Public Brochures - Promotional Materials	\$0.00	\$2,278.76	\$0.00	\$0.00	\$0.00	\$2,278.76
5610	Advertising	\$1,101.60	\$4,786.77	\$0.00	\$10,000.00	\$0.00	\$15,888.37
5631	Ath Conf Fees & Assoc Dues	\$16,349.00	\$68,575.44	\$11,868.29	\$785.00	\$69,190.45	\$166,768.18
5634	Examination Cost/Fees	\$0.00	\$19,789.50	\$0.00	\$0.00	\$0.00	\$19,789.50
5643	Food Service - Other	\$0.00	\$1,683.95	\$1,030.00	\$0.00	\$2,018.39	\$4,732.34
5647	Student Body Activity	\$5,732.92	\$11,654.70	\$23,540.10	\$3,180.00	\$27,582.45	\$71,690.17
5648	Indirect Cost	\$0.00	\$137.00	\$0.00	\$0.00	\$2,341,320.85	\$2,341,457.85
5659	Commencement Rental	\$0.00	\$15,053.01	\$0.00	\$0.00	\$0.00	\$15,053.01
5660	Student Travel	\$1,399.50	\$2,140.00	\$3,875.57	\$0.00	\$0.00	\$7,415.07
5667	Training	\$1,300.00	\$7,123.06	\$7,500.00	\$0.00	\$5,232.50	\$21,155.56
5671	Medical Reimbursement	\$0.00	\$0.00	\$0.00	\$110.25	\$0.00	\$110.25
5673	Administrative Workshop	\$33,620.00	\$33,620.00	\$0.00	\$0.00	\$0.00	\$67,240.00

TOTAL ALL DIVISIONS

Object Code & Title		State Division Funding	Current Expense Local	Other State	Other Local	Federal	Total
5714	Moving Costs/Business	\$436.80	\$515.12	\$0.00	\$1,215.93	\$0.00	\$2,167.85
CONTRACTUAL SERVICES		\$4,062,268.02	\$11,639,331.86	\$6,333,994.28	\$1,643,807.12	\$4,508,050.15	\$28,187,451.43
6000	Office Supplies	\$85,186.53	\$229,451.99	\$22,467.38	\$22,152.53	\$21,883.22	\$381,141.65
6004	Photocopier Supplies	\$3,452.65	\$7,070.79	\$0.00	\$0.00	\$0.00	\$10,523.44
6011	Promotional Supplies	\$10,734.70	\$3,744.50	\$0.00	\$3,558.00	\$1,139.98	\$19,177.18
6070	Furniture not capital outlay	\$28,195.91	\$45,720.62	\$53,149.81	\$1,943.50	\$13,174.88	\$142,184.72
6088	Computer not capital outlay	\$47,965.65	\$189,291.94	\$24,646.20	\$0.00	\$480,629.65	\$742,533.44
6111	Food - Institutional	\$2,233.21	\$26,457.53	\$5,836.02	\$74,418.34	\$25,341.43	\$134,286.53
6140	Custodial Supplies	\$83,786.40	\$118,043.35	\$2,100.00	\$0.00	\$0.00	\$203,929.75
6145	Computer Supplies	\$242,477.35	\$214,065.89	\$86,219.69	\$9,304.60	\$751,807.08	\$1,303,874.61
6150	Instructional Supplies	\$455,412.55	\$1,397,462.50	\$315,915.89	\$22,574.21	\$838,421.88	\$3,029,787.03
6151	Subscriptions	\$9,624.78	\$43,757.12	\$1,362.05	\$1,203.50	\$3,391.50	\$59,338.95
6153	Manuals and Test Materials	\$1,928.32	\$9,946.39	\$2,353.03	\$0.00	\$34,731.79	\$48,959.53
6156	Audio/Visual	\$1,348.38	\$34,978.63	\$11,399.02	\$0.00	\$3,732.68	\$51,458.71
6157	Textbooks	\$249,539.57	\$163,488.22	\$18,584.62	\$0.00	\$688.66	\$432,301.07
6158	Technical/Reference Books	\$2,270.45	\$776.68	\$0.00	\$0.00	\$64,345.26	\$67,392.39
6160	Library Books - Consumable	\$381.66	\$16,568.46	\$0.00	\$0.00	\$0.00	\$16,950.12
6162	Safety Aids - goggles	\$0.00	\$130.28	\$0.00	\$0.00	\$0.00	\$130.28
6163	Medical Supplies/Medicines/Health Aids	\$16,092.44	\$37,971.91	\$0.00	\$449.22	\$0.00	\$54,513.57
6171	Gasoline	\$1,562.55	\$199,865.36	\$44,253.69	\$0.00	\$0.00	\$245,681.60
6174	Gas	\$5,917.62	\$30,102.29	\$5,721.16	\$0.00	\$0.00	\$41,741.07
6175	Diesel Fuel	\$46.23	\$0.00	\$0.00	\$0.00	\$0.00	\$46.23
6210	Vehicle Materials	\$3,206.01	\$143,275.22	\$47,476.48	\$0.00	\$0.00	\$193,957.71
6220	Maintenance and Building Materials	\$220,875.12	\$134,572.32	\$653.50	\$9,116.48	\$0.00	\$365,217.42
6230	Highway/Grounds Materials	\$0.00	\$5,520.00	\$0.00	\$0.00	\$0.00	\$5,520.00

TOTAL ALL DIVISIONS

Object Code & Title		State Division Funding	Current Expense Local	Other State	Other Local	Federal	Total
6250	Athletic Supplies	\$103,416.38	\$111,231.38	\$0.00	\$20,673.17	\$0.00	\$235,320.93
6251	Commencement Supplies	\$0.00	\$1,115.89	\$0.00	\$0.00	\$0.00	\$1,115.89
SUPPLIES AND MATERIALS		\$1,575,654.46	\$3,164,609.26	\$642,138.54	\$165,393.55	\$2,239,288.01	\$7,787,083.82
7002	Instructional Equipment	\$0.00	\$108.89	\$0.00	\$912.00	\$27,790.00	\$28,810.89
7004	Athletic Equipment	\$0.00	\$1,650.18	\$0.00	\$0.00	\$0.00	\$1,650.18
7006	Library Books - Non Consumable	\$1,271.81	\$32.12	\$0.00	\$0.00	\$0.00	\$1,303.93
7010	General Equipment	\$0.00	\$11,227.36	\$0.00	\$0.00	\$0.00	\$11,227.36
7040	Audio Visual Equipment	\$1,602.68	\$7,115.34	\$0.00	\$0.00	\$0.00	\$8,718.02
7110	Vehicles	\$65,705.00	\$0.00	\$0.00	\$0.00	\$0.00	\$65,705.00
7200	Custodial/Maintenance Equipment	\$0.00	\$43.89	\$0.00	\$0.00	\$0.00	\$43.89
CAPITAL OUTLAY - EQUIPMENT		\$68,579.49	\$20,177.78	\$0.00	\$912.00	\$27,790.00	\$117,459.27
8000	Land	\$49.25	\$95.97	\$0.00	\$0.00	\$0.00	\$145.22
8301	Building Alterations	\$0.00	\$29,002.38	\$159,226.00	\$3,260,079.21	\$0.00	\$3,448,307.59
8800	Computers	\$6,341.01	\$30,900.82	\$0.00	\$0.00	\$0.00	\$37,241.83
CAPITAL OUTLAY - PROPERTY		\$6,390.26	\$59,999.17	\$159,226.00	\$3,260,079.21	\$0.00	\$3,485,694.64
GRAND TOTALS		\$60,587,593.76	\$44,691,449.62	\$15,796,564.25	\$14,372,975.17	\$15,941,618.34	\$151,390,201.14

TOTAL ALL DIVISIONS

